

COMMONWEALTH OF VIRGINIA

Clean Water Revolving Loan Fund Annual Report

July 1, 2023, through June 30, 2024

**VIRGINIA DEPARTMENT OF ENVIRONMENTAL QUALITY
AND VIRGINIA RESOURCES AUTHORITY**

November 2024

Table of Contents

Annual Report Narrative

I. INTRODUCTION	2
II. PROGRAM SUMMARY	2
III. GOALS AND ACCOMPLISHMENTS	8
IV. DETAILS OF ACCOMPLISHMENTS	11
V. EPA PROGRAM EVALUATION REPORT FINDINGS	15
VI. PROGRAM CHANGES AND STRATEGIC INITIATIVES	15
VII. SEWER OVERFLOW AND STORMWATER REUSE MUNICIPAL GRANT (OSG) PROGRAM	16

Exhibits to the Annual Report

Exhibit 1: Virginia's Capitalization Grants and State Match Amounts	18
Exhibit 2: Binding Commitments in FY 2024	19
Exhibit 3a: Source of Funds	21
Exhibit 3b: Reconciliation of DEQ Exhibit 4 to the Audited Financial Statements of VRA	22
Exhibit 4: Disbursements	23
Exhibit 5: Combining Schedule of Net Position	26
Exhibit 6: Combining Schedule of Revenues, Expenses, and Changes in Net Position	27
Exhibit 7: Combining Schedule of Cash Flows	28
Exhibit 8: Statement of Administrative Costs Charged to Capitalization Grant	30
Exhibit 9: Report of Late Payments	31
Exhibit 10: Program Portfolio	32
Exhibit 11: Virginia Tracking of Additional Subsidy Compliance	34
Exhibit 12: Federal Financial Reports	37
Exhibit 13: CBR Benefits Summary Chart	41
Exhibit 14: Southwest Virginia Pilot Program Handout	44
Exhibit 15: FY 2024 Funding Priorities	46

I. INTRODUCTION

The Department of Environmental Quality (DEQ) herewith submits the Virginia Clean Water Revolving Loan Fund Annual Report for the period of July 1, 2023, through June 30, 2024. This report describes how DEQ and the Virginia Resources Authority (VRA) have met the objectives identified in the FY 2024 Intended Use Plan and reflects the actual use of available funds. Additionally, this report provides a performance report of DEQ's Sewer Overflow and Stormwater Reuse Municipal Grants Program (OSG) workplan activities in FY 2024.

II. PROGRAM SUMMARY

A cumulative total of \$4,735,405,412.00 in total funds (including \$1,514,252,390 in combined State match and Federal funds, including additional appropriations from the American Recovery and Reinvestment Act of 2009, the Bipartisan Infrastructure Law (BIL), and the Emerging Contaminant (EC) grant funds, have been made available under the loan program since its inception through FY 2024. Please refer to Exhibit 1 for a listing of the Capitalization Grant and State Match amounts. Exhibit 2 illustrates the activity level of the fund.

During FY 2024, DEQ entered binding commitments for program administration and to provide financial assistance to 8 wastewater projects and 85 agricultural BMP loans. Detailed breakdowns of the binding commitments are shown in Figure 1 and Exhibit 2.




Figure 1

As of June 30, 2019, the Department of Environmental Quality's Legacy Ag BMP Loan Program had provided 491 low interest loans to Virginia farmers to assist them with implementation expenses related to 614 agricultural best management practices, as shown below. The program was suspended on July 1, 2016.

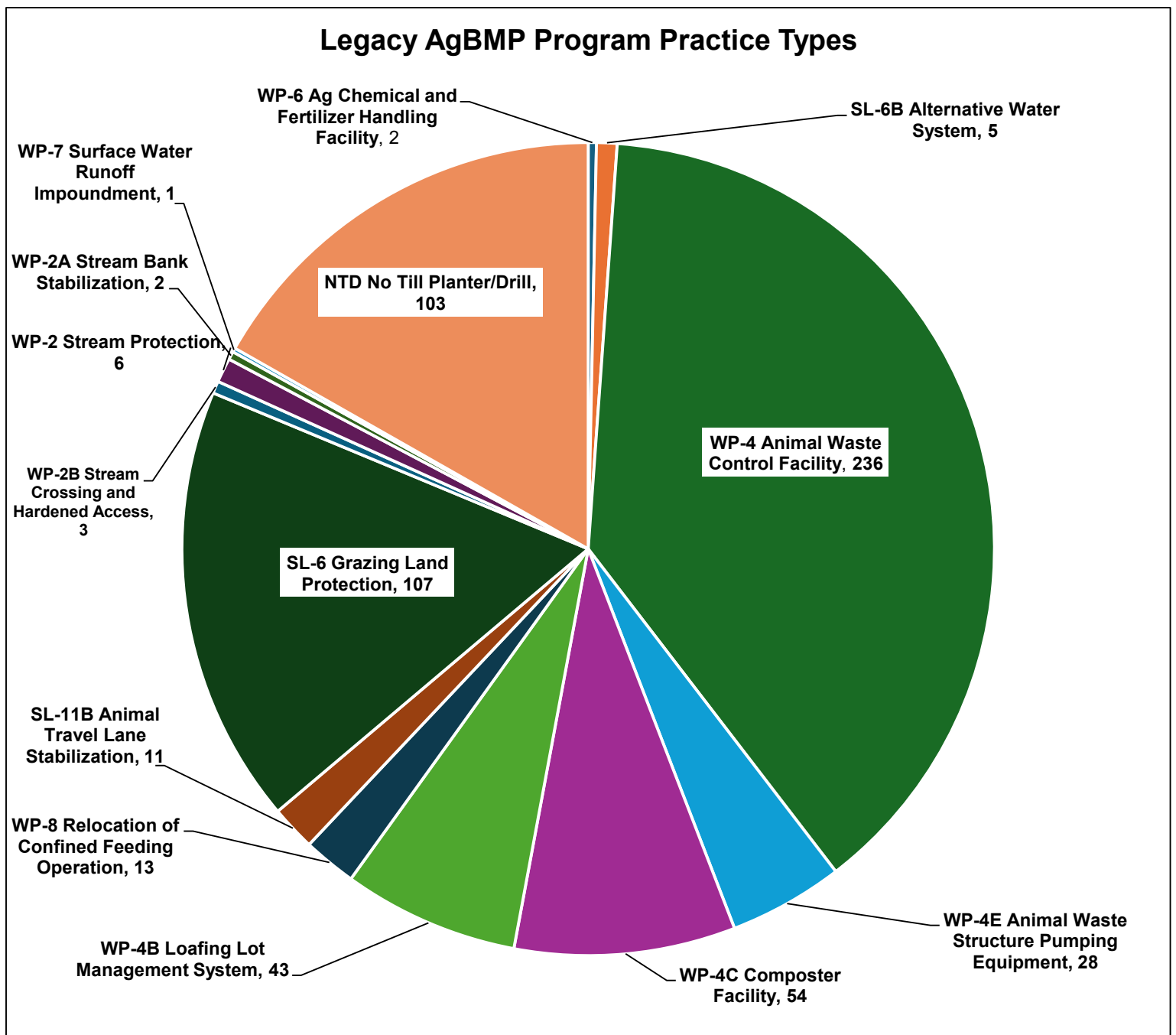


Figure 2

Legislative changes were passed in early 2019 and updates to the program guidelines were adopted by the State Water Control Board (SWCB) on June 27, 2019, in preparation to restart the program July 1, 2019. Since restarting in FY 2020, the Ag BMP loan program has received approximately 422 applications for assistance and has closed 137 loans. Figure 3 shows the numbers and types of agricultural BMPs funded by loans closed since the beginning of FY 2020.

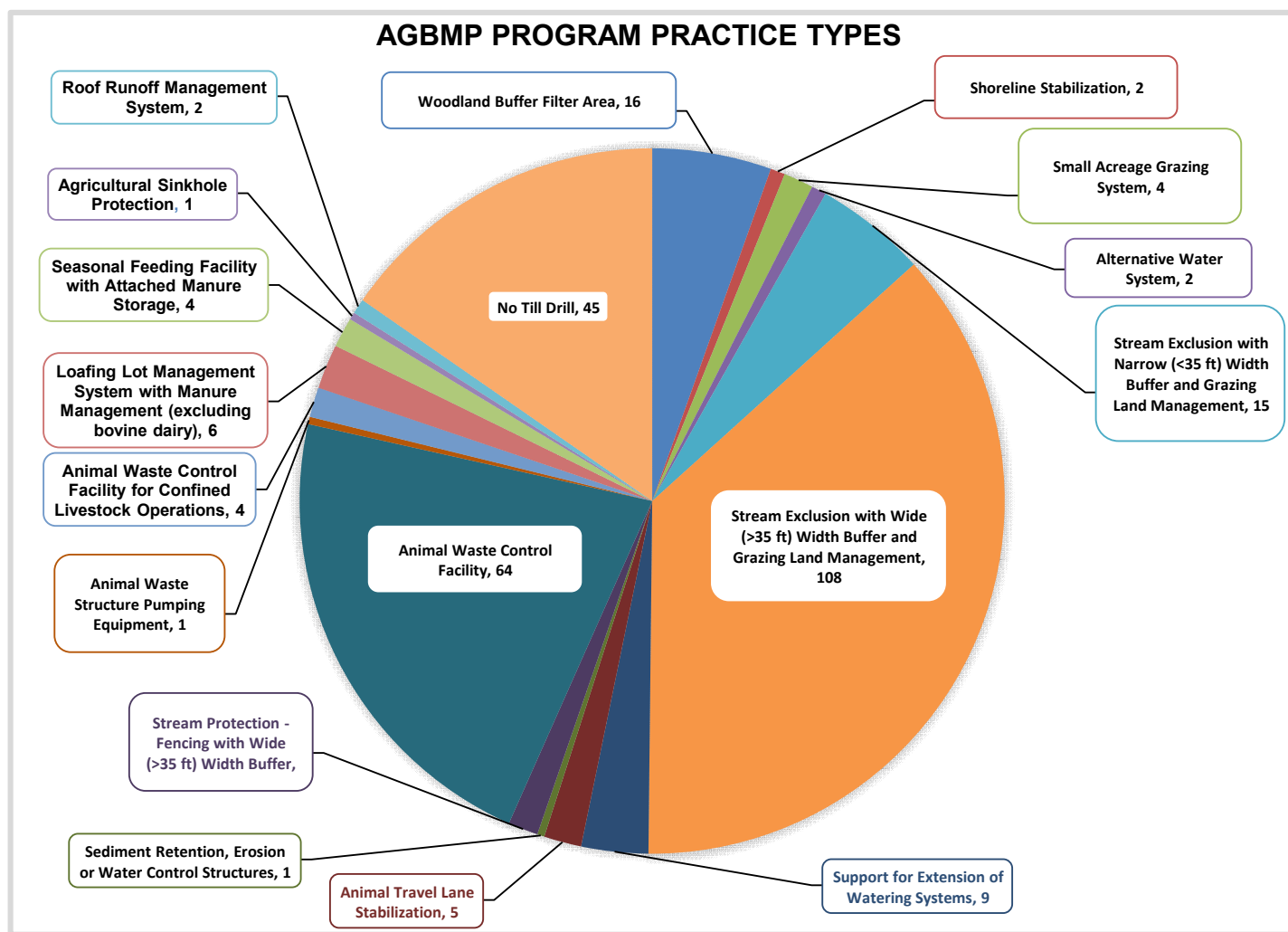


Figure 3

A. Development of FY 2024 Project Priority List

EPA approved DEQ's FY 2024 Project Priority List and Intended Use Plan by email dated May 12, 2024. DEQ's Director of Administration, by memorandum dated May 8, 2024, authorized distribution of \$39,784,436 in principal forgiveness funding to eighteen (18) localities for eighteen (18) projects from the FY 2024 solicitation. See Figure 4 for a breakdown of the FY24 funding sources.

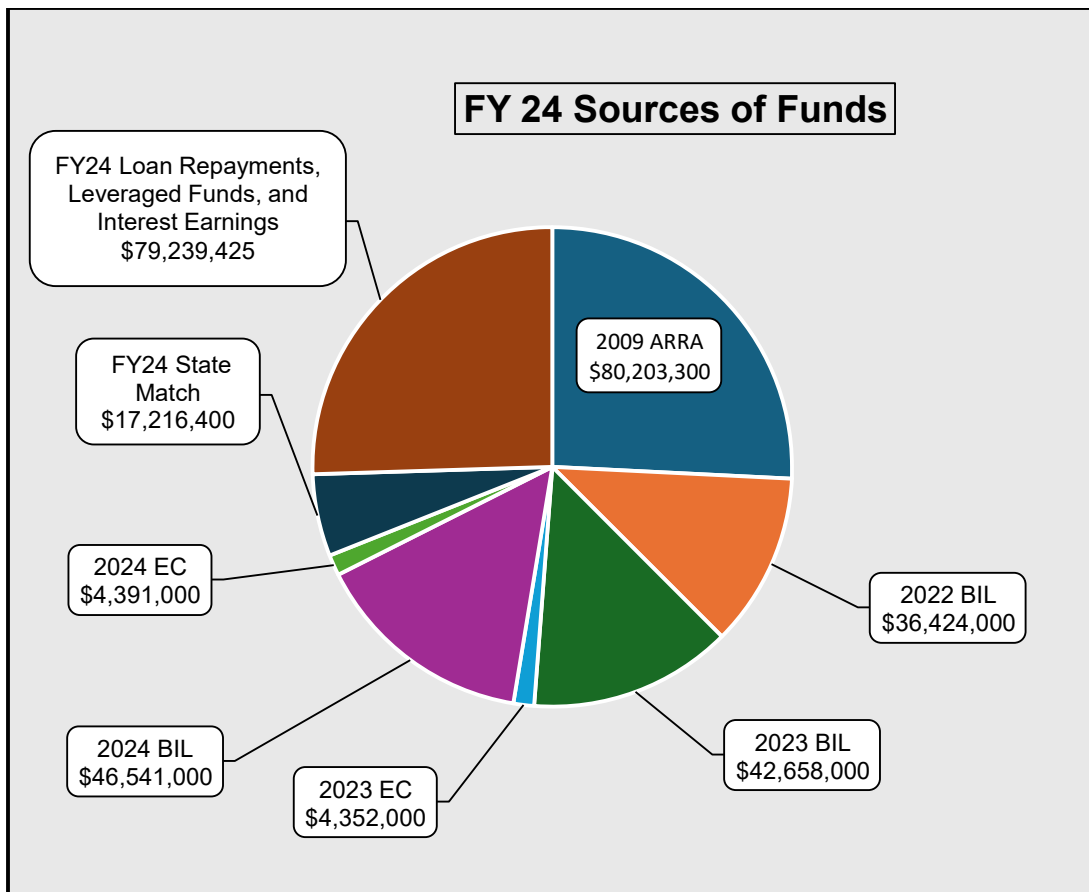


Figure 4

The projects receiving additional subsidization met the state's affordability criteria based on high sewer user charges as percentage of median household income, unemployment rate, and population trends and were high water quality projects. Additionally, in FY 2020, DEQ implemented a supplemental use for additional subsidization as an offset to the 0.5% interest rate provided to hardship communities, comprised of 0.2% administration fee and 0.3% interest. This change will provide these communities with the economic equivalent of 0% interest rate to provide affordable funding. See Figure 5 and Exhibit 11 for more information regarding the FY 2024 additional subsidy amounts.

FY 2024 Additional Subsidization		
	CAP Grant	BIL/General Supplemental
FY 2024 Minimum Additional Subsidy	\$3,341,400 (20%)	\$22,805,090 (49%)
FY 2024 Maximum Additional Subsidy	\$6,682,800 (40%)	\$22,805,090 (49%)
FY 2024 Additional Subsidization - Detail		
	CAP Grant	BIL
Principal Forgiveness Based on Affordability	\$3,944,771	\$14,989,310
Hardship Interest Rate Deflection	\$2,416,575	\$2,378,182
Southwest Virginia Pilot Program	-	\$5,437,598
BIL Emerging Contaminants	-	\$10,618,000
FY 2024 Principal Forgiveness	\$6,361,346	\$33,423,090
FY 2024 Total Principal Forgiveness	\$39,784,436.00	

Figure 5

The Federal FY 2024 capitalization grant, BIL supplemental and EC grant agreements also included a requirement that at least 10% of the funds made available by the capitalization grant go to projects meeting the green project reserve (GPR) requirement. DEQ's GPR requirement for FY 2024 was \$6,763,900, which was surpassed by the \$23,236,100 in green projects funded. Exhibit 15 shows the FY 2024 funding priorities and identifies one (1) GPR project receiving \$30,000,000.

B. FY 2025 Project Solicitation

Staff solicited applications from the Commonwealth's localities and wastewater authorities as well as potential stormwater BMP projects, land conservation applicants, brownfield remediation clientele, and living shoreline projects from June 10, 2024, through July 26, 2024. Based on this solicitation, DEQ received twenty (20) applications - eighteen (18) wastewater and two (2) emerging contaminants. As part of the FY 2024 solicitation period, DEQ received four (4) applications for Phase 1 Step 2 of the Southwest Virginia Pilot Program, requesting funding assistance for the highest priority projects identified in the SSES reports generated as part of Phase 1 Step 1 from FY 2021 and 2022. See Figure 6 for details on the amount requested for each funding type.

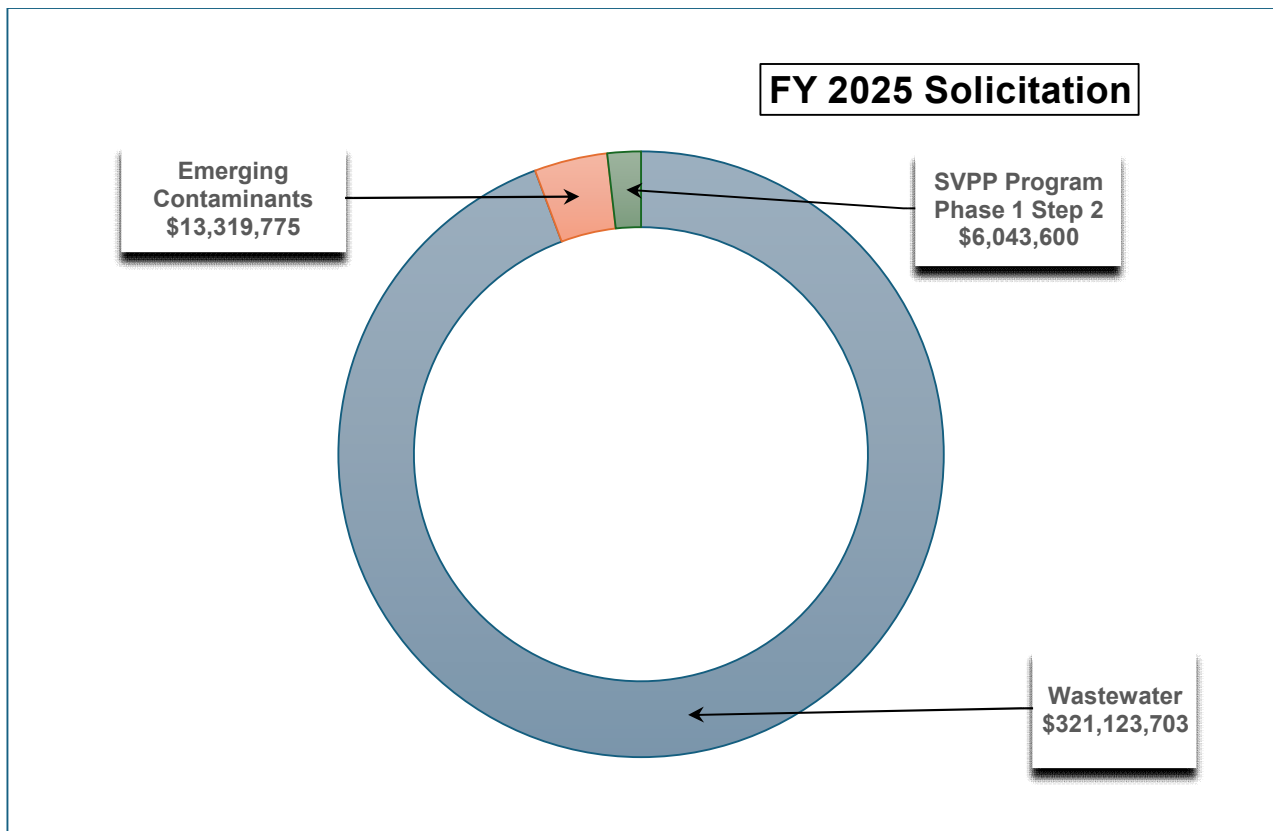


Figure 6

III. GOALS AND ACCOMPLISHMENTS

In its Intended Use Plan for FY 2024, DEQ identified five (5) long-term and three (3) short-term goals.

Long Term Goals:

- ***Implement the program in a manner that maximizes its ability to fund Virginia's pressing water quality needs.***

Numerous activities and strategies are being implemented to maximize the program's ability to fund Virginia's most pressing water quality needs:

- (a) Modeling of the long-term funding capacity of the VCWRLF has been continued in order to determine the ability of the Fund to provide sustained funding for Virginia's water quality needs.
- (b) Coordination with Virginia's Water Quality Improvement Fund and Stormwater Local Assistance Fund state grant programs has been and will be maintained to maximize use of available resources.

- (c) Close scrutiny is being taken toward ensuring that funded projects have direct water quality benefits.
- (d) Readiness-to-proceed information and cash flow need projections are closely evaluated to ensure that funding resources match needs on a cash flow basis.

- ***Utilize the 20-year planning model to provide a relevant framework for decision making to maximize the program's capacity for funding.***

A 20-year planning model was developed for the program. This model provides a long-term view of the program's funding capacity. Several scenarios were developed through varying input parameters in order to analyze different aspects of the fund capacity. We plan to continue analyzing the planning model in collaboration with the Virginia Resources Authority to enhance and inform decision making for the program.

- ***Improve and expand the program's database system to more effectively and efficiently track and manage VCWRLF projects.***

DEQ maintains an agency-wide comprehensive database called Comprehensive Environmental Data System (CEDS). Clean Water Financing and Assistance Program (CWFAP) staff has completed the first and second of multiple phases to enter VCWRLF data into CEDS. The first phase included program specific module creation, testing, project data entry and disbursement processing. The second phase included development of a public portal that allows localities to submit the program application digitally. Future phases will include submission of all disbursement requests digitally; electronic storage of all project documents, which will then be accessible by other DEQ employees in associated programs; integration with Agency financial software, allowing for better tracking of program expenditures; and finally, a connection with our financial partner, the Virginia Resources Authority. It is hoped that by the time these phases are complete, there will be a way to connect the EPA Office of Water State Revolving Funds database with CEDS.

- ***Maintain a program pace (ratio of cumulative assistance provided to cumulative funds available) of equal to or exceeding the EPA Region 3 average.***

This goal was achieved as our cumulative Pace through FY 2024 is approximately 95%.

- ***Implement program changes required by BIL.***

On November 15, 2021, the Bipartisan Infrastructure Law (BIL) was signed into law. BIL provides additional appropriations for fiscal years 2022 through 2026 for state Clean Water State Revolving Funds (CWSRF), allows for states to utilize 2% of appropriated funds for technical assistance, and includes additional requirements to be applied to the new appropriations and to the program.

In FY 2024, DEQ CWFAP staff updated the Intended Use Plan to outline how the program plans to incorporate BIL changes and updated the Project Priority List with additional BIL funding

information. Both documents were made available for a 30-day public review and comment period from September 21 to October 20, 2023, no comments were received.

In FY 2022, the program conducted an evaluation of the CWSRF affordability criteria, and it was determined that the criteria meet the requirements of section 603(i)(2) of the Clean Water Act that criteria be based on income, unemployment data, and population trends. Additionally, the priority point system was evaluated for project ranking commensurate with need. The CWSRF ranking categories are project type, environmental concerns, fiscal stress and readiness to proceed. The inclusion of a fiscal stress category in the ranking criteria ensures that applicant need is incorporated into the ranking system. The program recognizes the need to expand its evaluation of these items and plans to conduct an in-depth analysis over the next year, then implement the resulting changes.

Short Term Goals:

- ***Conduct an analysis of technical assistance needs.***

In order to provide technical assistance to disadvantaged, small and underserved waterworks, CWSRF is working with the DEQ Wastewater Operations Unit within the Office of Water Compliance to provide different assistance options to cover multiple needs across the Commonwealth.

The first plan is to provide six (6) scholarships to Wastewater Operator Short School – this includes the registration fee, room, board and travel costs. Eligible applicants will be identified by compliance staff and the regional offices and while the criteria for selection are still being finalized, evaluation factors may include demonstration of need, class requested, years working as an operator, and treatment plants that have violations for not having a licensed operator. Applications will be evaluated by DEQ staff and the recipients of the funding will be notified in time to plan for attendance.

The second plan is to provide funding to both Southeastern Rural Community Assistance Project (SERCAP) and Virginia Rural Water, for one (1) full time employee within each program to provide on-site assistance to utilities in need of specific training.

Finally, the third plan is to provide supplemental funding to the Wastewater Operations Unit to hire a summer employee to work with the two wastewater operations specialists while they travel to non-compliant wastewater plants, providing on-site training to all the operators in the plant.

- ***Enhance engagement with residents and community stakeholders in disadvantaged communities.***

In order to support implementation of the EPA Clean Watersheds Needs Survey, DEQ funded completion of a [Southwest Regional Wastewater Study](#). The study recommended creating a regional working group tasked with implementing the recommendations. In late FY2023, DEQ established the Southwest Wastewater Action Group (SWWAG) for this purpose. Members of

the SWWAG include DEQ CWFAP staff, DEQ Southwest Regional Office staff, representatives from the three Southwest Virginia Planning District Commissions, and several consulting engineers working with Southwest localities on wastewater infrastructure projects. Throughout FY2024 the SWWAG met quarterly to implement six main study recommendations: (1) Enhance Public Outreach, (2) Encourage Regionalization, (3) Educate the Public on SW VA Wastewater Needs, (4) Recruit Wastewater Operators (5) Focus on Decentralized Systems, (6) Identify Funding Sources. Many of the communities in Southwest Virginia are disadvantaged and the SWWAG has played and will continue to play an active role in these communities.

- ***Update the on-site septic program guidelines.***

In late FY2023, DEQ applied for and was awarded assistance from EPA for a Nonpoint Source Pilot Project – Expanding Virginia CWSRF Financing for Decentralized Wastewater Treatment Systems and Living Shorelines. Throughout FY2024, CWFAP staff worked closely with EPA TA staff and their consultant to evaluate the current VCWRLF offerings and develop opportunities to expand access to funding for on-site septic projects. Once the final report is provided, DEQ will evaluate the alternatives and update the on-site septic program guidelines.

IV. DETAILS OF ACCOMPLISHMENTS

A. Fund Financial Status

1. Binding Commitments

As detailed in Exhibit 2, DEQ entered binding commitments totaling \$37,681,338.45 during this twelve-month reporting period.

As a condition of the Operating Agreement, DEQ agreed that binding commitments totaling at least 120% of Federal payments to DEQ would be made within one year. As of June 30, 2024, binding commitments totaled \$1,129,947,436.58 or 356.08% of Federal payments received as of June 30, 2024, thereby exceeding this requirement.

2. Sources of Funds

Exhibit 3 shows the sources of the Fund's money for FY 2024, of which \$15,352,000 was made available from the FY 2023 Capitalization Grant, \$42,658,000 from the FY 2023 BIL Supplemental Grant, and \$4,352,000 from the FY 2023 Emerging Contaminants in the Letter of Credit account established for the Fund. As of June 30, 2024, money in the Fund had earned cumulative interest in the amount of \$147,331,650 in addition to the cumulative principal and interest payments from loan recipients of \$1,535,519,988. See Figure 7 below for more details. Note: Amount reported to DEQ excludes the Change in Fair Value for the Non-Pledged Loan Accounts [\$6,605,351 and AgBMP Loans [\$228,681] as well as the Gain on the Sale of Investments - Non-Pledged Accounts [\$-3,482,781], and AgBMP accounts [\$-131,002].

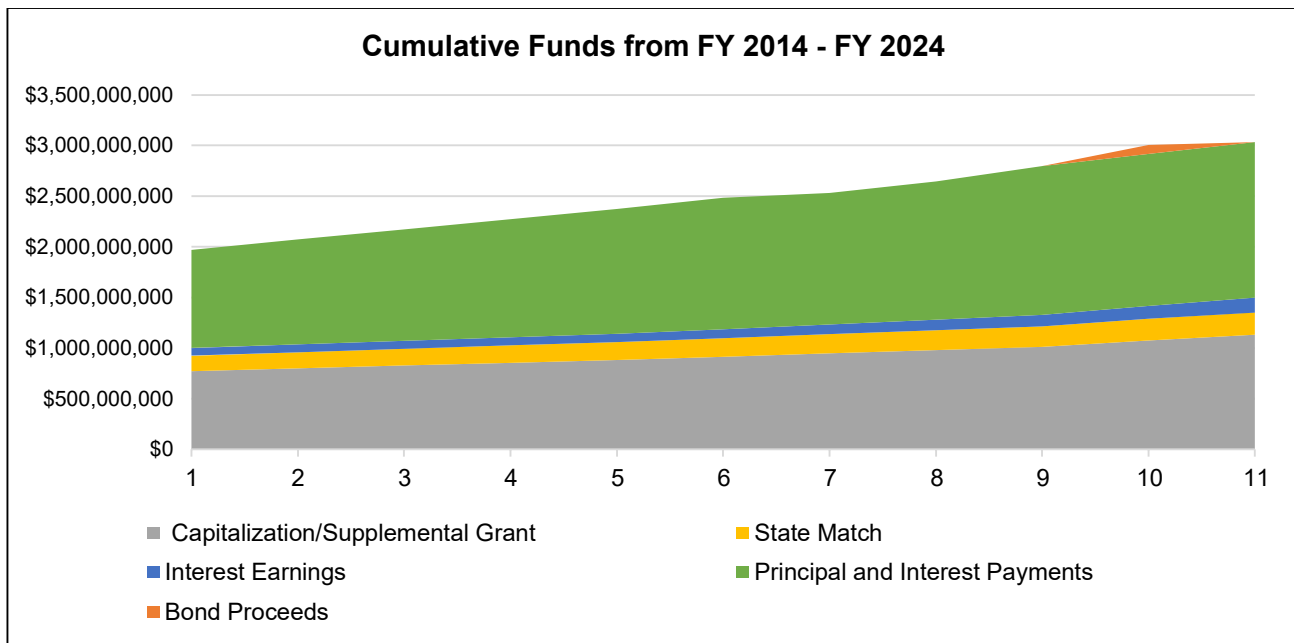


Figure 4

3. Administrative Fees

In FY 2004, the Board approved the implementation of an administrative fee to be placed on all VCWRLF ceiling rate loans. VRA began collecting this administrative fee as a component of loan interest on such loans in FY 2005. In FY 2020, the Board approved extending the application of the administrative fee to all interest-bearing loans. VRA has established a Wastewater Administrative Fee cash account to collect loan administration and bond structuring fees.

4. Disbursements and Guarantees

Exhibit 4 provides a breakdown of FY 2024 disbursements by quarter. Disbursements made from federal and state funds totaled \$59,211,329.58. In addition, disbursements totaling \$82,148,776.37 were made from loan repayments. **The combined total of all disbursements in FY 2024 was \$141,360,105.95.** Figure 8 demonstrates an upward trend in disbursements FY 2020 through FY 2022, with progressive dips beginning in FY 2022.

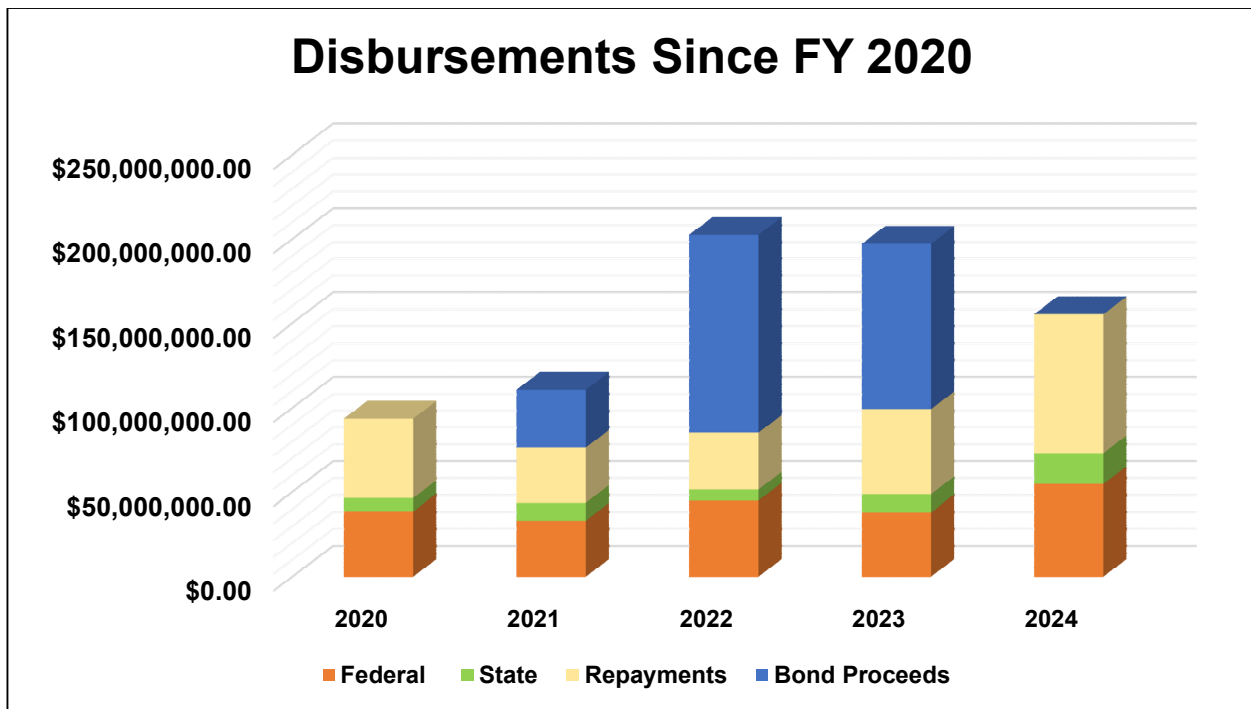


Figure 5

5. Financial Statements

Exhibits 5, 6, and 7 represent the financial statements for the Virginia Water Facilities Revolving Fund. These exhibits include schedule of assets, liabilities and fund equity; schedule of revenues, expenses and changes in fund equity; and statement of cash flows.

6. Credit Risk of the SRF

DEQ's program has been designed to minimize the default risk associated with making loans to the program participants. Detailed financial analyses and credit summaries are performed by the VRA for each applicant prior to entering a loan commitment. Each loan recipient must also establish one or more dedicated sources of revenue for repayment of the loan. Dedicated sources of revenue can be water and/or sewer revenue pledges, general tax pledges or a combined pledge of revenues and full faith and credit. Credit assessment of a subset of Ag BMP loans is conducted by the Farm Credit Association. It is understood that these loans carry an inherently higher level of risk than the municipal loans.

Exhibit 9 shows no VCWRLF Loan Payments outstanding on June 30, 2024. The Ag BMP Loan Payments outstanding on June 30, 2024, shown in Exhibit 9, are related to six (6) farmers.

Exhibit 10 shows the type of financial assistance that has been provided along with the credit rating of the loan recipient. The table shows that approximately 78% of all loans closed have gone to communities that have a bond rating of A or above.

B. Provisions of the Operating Agreement/Conditions of the Grant

DEQ agreed to several conditions in the Operating Agreement and Capitalization, BIL Supplemental, and Emerging Contaminant Grant Agreements. Conditions as described in the Operating Agreement have been met.

1. Provide a State Match

Virginia has deposited payments that total at least 20% of the capitalization grant payment, 10% of the BIL supplemental grant for FY 2022 and FY 2023, and 20% of the BIL supplemental grant for FY 2024 into the Fund as demonstrated in Exhibit 3.

2. Binding Commitments Within One Year

DEQ entered binding commitments to provide assistance from the Fund in amounts equal to or greater than 120% of each grant payment within one year after receipt of each grant payment as demonstrated in Exhibit 2.

3. Expeditious and Timely Expenditure

DEQ disbursed all cash draws and other available Fund money in a timely and expeditious manner.

4. Eligible Activities

DEQ monitors each project to ensure EPA's eligibility requirements are followed. All activities financed were eligible under Section 212 and Section 319 of the Clean Water Act.

5. MBE/WBE Objective

DEQ ensures that loan recipients follow the steps outlined in 40 CFR Part 33 regarding utilization of minority and/or women-owned businesses (MBE/WBE) in the construction of its projects.

DEQ requires up-front documentation from all contractors that must provide evidence of "good-faith effort" in the solicitation and utilization of MBE/WBE firms. The actual monitoring and reporting of the MBE/WBE utilization occurs during the project construction period, which, in most cases, is three years. DEQ receives utilization information from each loan recipient within 30 days after the end of each quarter in which sub-agreements were awarded. These forms provide documentation on actual MBE/WBE utilization during the course of the project.

6. Administration of the Revolving Loan Fund

The Water Quality Act of 1987 allows a state to set aside up to 4% of its SRF grant awards for administrative purposes. The Water Resources Reform and Development Act of 2014 (WRRDA) amended Section 603(d)(7) of the Federal Water Pollution Control Act to allow for two additional methods of calculating the maximum annual amount of CWSRF funds that may be used to cover the reasonable costs of administering the fund. The three options now include:

- 4% of all grant awards received by a State CWSRF;
- \$400,000; or
- 1/5% of the current valuation of the fund.

Virginia utilized the 4% calculation until the close of the FY 2019 capitalization grant and the opening of the FY 2020 grant in January 2021. Beginning with the FY 2020 grant, the program began utilizing the 1/5% calculation to determine the maximum annual amount of program administration funds. DEQ continually reviews program operating expenses and only authorizes the drawdown of funds for activities that are reasonable and necessary for program administration and project management activities.

Expenditures for FY 2024 program administration charged to the Capitalization Grant are identified in Exhibit 8.

V. EPA PROGRAM EVALUATION REPORT FINDINGS

The Program Evaluation Report (PER) is EPA's evaluation of Virginia's Clean Water Revolving Loan Fund Program and identifies strengths and areas for improvement within the program. EPA conducted an in-person review of DEQ's program between January 22-26, 2024. The draft PER was provided to DEQ on September 11, 2024, and DEQ provided comments on the document to EPA on September 24, 2024. The final PER was provided to DEQ on September 30, 2024. Overall, the PER was very positive about DEQ's program and includes one minor action item for Virginia to submit the Federal Financial Accountability and Transparency Act (FFATA) reporting for the FY 2021 capitalization grant.

VI. PROGRAM CHANGES AND STRATEGIC INITIATIVES

One legislative change to the program was passed in 2023. The Onsite Septic program added businesses as eligible applicants to fund the correction of failing onsite sewage disposal systems from a local program. The program guidelines for the Onsite Septic program will be revised to incorporate this change and submitted to the State Water Control Board (SWCB) for approval in the coming year.

During the reporting period, CWFAP staff continued implementation of the Southwest Virginia Pilot Program initiated in FY 2020. The pilot program utilizes additional subsidization as an incentive for localities in Southwest Virginia to perform sewer system evaluation surveys (SSES) – Phase 1 Step 1 projects – and target high priority repairs – Phase 1 Step 2 projects – that would significantly reduce sanitary sewer overflows and eliminate straight pipe discharges – Phase 2.

Applications to participate in Phase 1 Step 1 of the pilot program were solicited from June 1, 2020, to July 3, 2020. A total of 13 applications were received, for \$1,117,875 in assistance. All 13 projects were added to the FY 2021 PPL and SSES work has completed on all of those projects. FY 2022 applications to participate in Phase 1 Step 2 of the pilot program were solicited from Step 1 participants June 7, 2021, to July 30, 2021, seven applications targeting high priority repairs were

received totaling \$12,909,717. Phase 1 Step 1 applications were also solicited in FY 2022, the program received 16 applications totaling \$1,141,125 in assistance. FY 2023 applications to participate in Phase 1 Step 2 of the pilot program were solicited from Step 1 participants June 6, 2022, to July 29, 2022, 15 applications targeting high priority repairs were received totaling \$43,541,011. FY 2024 applications to participate in Phase 1 Step 2 of the pilot program were solicited from Step 1 participants June 5, 2023, to July 28, 2023, 4 applications targeting high priority repairs were received totaling \$7,250,130. FY 2024 applications to participate in Phase 1 Step 2 of the pilot program were solicited from Step 1 participants June 5, 2024, to July 28, 2024, 4 applications targeting high priority repairs were received totaling \$7,250,130. Additional information about the program can be found in Exhibit 14.

Other than changes to incorporate BIL requirements discussed in Section III, there were no significant changes to the VCWRLF program in FY 2024.

VII. SEWER OVERFLOW AND STORMWATER REUSE MUNICIPAL GRANT (OSG) PROGRAM

A cumulative total of \$5,059,250 in total funds (including \$840,250 in required match for FY 2020 through FY 2023), have been made available under the OSG Program since its inception in FY 2020 through FY 2024 (see Figure 9). Note that while FY 2024 data is included, EPA was notified that DEQ will be applying for the FY 2024 and FY 2025 OSG grants simultaneously during the FY 2025 fiscal year.

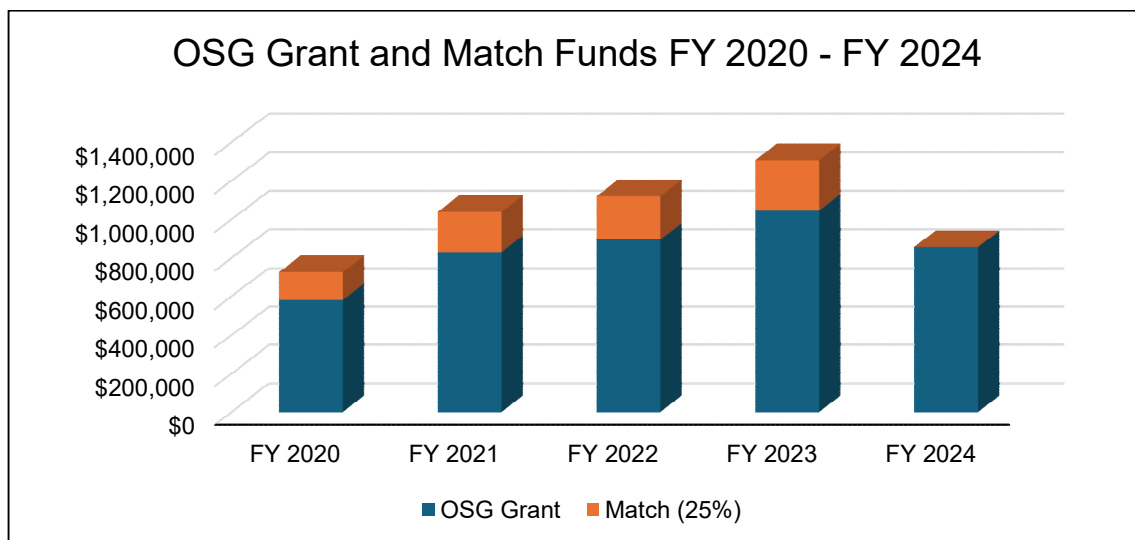


Figure 9

Funds allotted to the program in FY 2022 and FY 2023 totaling \$1,945,000 have been authorized to a suite of projects within the VCWRLF's Southwest Virginia Pilot Program. Figure 10 summarizes the project information for those authorized with FY 2022 and FY 2023 OSG grant funds. The match requirement for all the projects is being met through VCWRLF loans.

FY 2023 Authorized Projects Targeted with FY 2022 and FY 2023 OSG Grant Funding			
Subrecipient Name	Project Name	Total Project Cost	% of Project Funded with OSG
BVU Authority	BC-1568 Sewer Shed Improvements Project	\$5,253,700	5%
Town of Big Stone Gap	Cadet Sewershed Improvements Project	\$11,869,198	2%
Town of Abingdon	Town of Abingdon System-Wide Sewer Improvements Project Phase II	\$9,502,000	3%
Buchanan County PSA	Buchanan County PSA Sewer Rehabilitation and Replacement Project	\$1,811,380	13%
Town of Chilhowie	Chilhowie Sewer System Evaluation Survey Phase 2 Design and Construction	\$1,248,531	19%
Lee County PSA	Dryden & Rosehill Sewershed Improvements	\$739,200	33%
Town of Marion	Marion Rt 16 Sewershed Improvements	\$1,300,488	19%
Tazewell County PSA	Falls Mills Pump Station Rehabilitation, Force Main Replacement, Manhole Rehabilitation and Wetwell Rehabilitation Project	\$3,520,690	7%

Figure 6

Virginia's Capitalization Grant and State Match Amounts

Exhibit 1

Fiscal Year	Capitalization Grant	State Match
87-88	\$39,936,888	\$7,987,378
1989	\$30,763,523	\$6,152,705
1990	\$44,228,824	\$8,845,765
1991	\$54,846,182	\$10,969,236
1992	\$39,949,589	\$7,989,918
1993	\$39,495,891	\$7,899,178
1994	\$26,400,495	\$5,280,099
1995	\$26,126,786	\$5,225,357
1996	\$42,185,933	\$8,437,187
1997	\$14,206,058	\$2,841,212
1998	\$28,342,063	\$5,668,413
1999	\$27,560,214	\$5,512,043
2000	\$29,726,900	\$5,945,380
2001	\$27,495,024	\$5,499,005
2002	\$27,330,865	\$5,466,173
2003	\$27,175,603	\$5,435,121
2004	\$27,122,337	\$5,424,467
2005	\$22,089,068	\$4,417,814
2006	\$17,956,452	\$3,591,290
2007	\$21,903,750	\$4,380,750
2008	\$13,926,231	\$2,785,246
2009	\$13,926,231	\$2,785,246
2010	\$41,698,000	\$8,339,600
2011	\$30,220,000	\$6,044,000
2012	\$28,924,000	\$5,784,000
2013	\$27,323,000	\$5,464,600
2014	\$28,694,000	\$5,738,800
2015	\$28,548,000	\$5,709,600
2016	\$27,344,000	\$5,468,800
2017	\$27,133,000	\$5,426,600
2018	\$32,848,000	\$6,569,600
2019	\$32,518,000	\$6,503,600
2020	\$32,521,000	\$6,504,200
2021	\$32,518,000	\$6,503,600
2022	\$23,680,000	\$4,736,000
2023	\$15,352,000	\$3,070,400
2024	\$16,707,000	\$3,341,400
Total	\$1,068,722,907	\$213,743,783
2009 ARRA	\$80,203,300	\$0
2022 BIL	\$36,424,000	\$3,642,400
2023 BIL	\$42,658,000	\$4,265,800
2023 EC	\$4,352,000	\$0
2024 BIL	\$46,541,000	\$9,308,200
2024 EC	\$4,391,000	\$0
Total Including ARRA, BIL and EC	\$1,283,292,207	\$230,960,183

**Binding Commitments in FY 2024
Revolving Loan Fund (RLF) Projects**

Loan Recipient	Loan Number	1st Quarter	2nd Quarter	3rd Quarter	4th Quarter	Total	Loan Term	Interest Rate	Principal Forgiveness
Program Administration						\$ -			
Wise County PSA	C-515575	\$ 1,800,000.00				\$ 1,800,000.00	0 years	0.00%	\$ 1,800,000.00
Wise County PSA	C-515753	\$ 421,203.00				\$ 421,203.00	0 years	0.00%	\$ 421,203.00
Town of Marion	C-515755	\$ 325,860.00				\$ 325,860.00	30 years	0.50%	\$ 44,200.00
Westmoreland County	C-515810	\$ 692,000.00				\$ 692,000.00	25 years	2.70%	\$ -
Town of Exmore	C-515712		\$ 6,012,419.00			\$ 6,012,419.00	30	0.50%	\$ 3,005,300.00
City of Lynchburg	C-515768G			\$ 10,000,000.00		\$ 10,000,000.00	20	0.50%	\$ 2,500,000.00
Washington County Service Authority	C-515794			\$ 2,845,274.00		\$ 2,845,274.00	30 years	0.50%	\$ 142,264.00
Town of Chilhowie	C-515743			\$ 3,604,990.00		\$ 3,604,990.00	30 years	0.00%	\$ 2,338,378.00
Totals		\$ 3,239,063.00	\$ 6,012,419.00	\$ 16,450,264.00	\$ -	\$ 25,701,746.00			\$ 10,251,345.00

**Binding Commitments in FY 2024
AgBMP Projects Funded by Loan Payments**

Loan Recipient	Loan Number	1st Quarter	2nd Quarter	3rd Quarter	4th Quarter	Total	Term	Interest Rate	Principal Forgiveness
Dianne Meek	042022-204	\$ 53,980.45				\$ 53,980.45	10 years	0.00%	\$ -
Delila Hockman	012023-252	\$ 318,536.39				\$ 318,536.39	10 years	0.00%	\$ -
William B. Humphries	092022-224	\$ 197,042.39				\$ 197,042.39	10 years	0.00%	\$ -
William B. Humphries	092022-224B	\$ 12,582.54				\$ 12,582.54	0 years	0.00%	\$ 12,582.54
Christopher D. Wright	012023-270	\$ 75,000.00				\$ 75,000.00	10 years	0.00%	\$ -
Terri L Wright-Edwards, Grazing & Grain Farm, LLC	032023-269	\$ 69,000.00				\$ 69,000.00	7 years	0.00%	\$ -
Robert S. Rodden	042023-273	\$ 134,610.93				\$ 134,610.57	10 years	0.00%	\$ -
Cresthaven Farms, Inc.	042023-280	\$ 99,999.00				\$ 99,999.00	10 years	0.00%	\$ -
Diana G. Upson	052023-279	\$ 38,663.96				\$ 38,663.96	10 years	0.00%	\$ -
J. Chadwick McMurray	122022-245	\$ 226,204.55				\$ 226,204.55	10 years	0.00%	\$ -
Jeremiah S. Miller/Sunsup Poultry,	112022-238	\$ 116,152.88				\$ 116,152.88	10 years	0.00%	\$ -
W.P. Vaughan Farms, LLC	032023-263	\$ 28,500.00				\$ 28,500.00	7 years	0.00%	\$ -
Truly Blessed Homestead LLC	022023-259	\$ 110,990.00				\$ 110,990.00	10 years	0.00%	\$ -
Shelly McCullogh	012023-255	\$ 99,722.15				\$ 99,722.15	10 years	0.00%	\$ 27,072.15
Carl R. DeHart	012023-283	\$ 18,257.81				\$ 18,257.81	10 years	0.00%	
Central Virginia Horse Rescue, Inc.	092022-226	\$ 90,486.00				\$ 90,486.00	10 years	0.00%	\$ 45,263.00
Peaks of Otter SWCD	012023-254	\$ 17,000.00				\$ 17,000.00	0 years	0.00%	\$ 17,000.00
Evergreen SWCD	052023-282	\$ 31,150.00				\$ 31,150.00	0 years	0.00%	\$ 31,150.00
Berkeley Plantation	032022-206	\$ 150,000.00				\$ 150,000.00	0 years	0.00%	
Harry B. Polk, Jr.	092021-174	\$ 363,381.50				\$ 363,381.50	10 years	0.00%	
LeAnna H. Surratt	052023-289	\$ 167,046.00				\$ 167,046.00	10 years	0.00%	
H & J Poultry	122022-249		\$ 153,324.12			\$ 153,324.12	10 years	0.00%	
Nelson O. Sine	042021-153		\$ 153,485.90			\$ 153,485.90	10 years	0.00%	
Jaylin Farms, Inc.	072023-295		\$ 228,157.60			\$ 228,157.60	10 years	0.00%	
Howard Caryle	072023-294		\$ 106,749.03			\$ 106,749.03	10 years	0.00%	
Elam Hill Farming LLC	102022-231		\$ 163,167.00			\$ 163,167.00	10 years	0.00%	
Robert E. Woodson, Jr.	032023-264		\$ 42,853.72			\$ 42,853.72	10 years	0.00%	
Martin's Rental Properties Two, LLC	032023-261		\$ 82,732.19			\$ 82,732.19	10 years	0.00%	
Willow Hill Farms & Beef, LLC	052023-308		\$ 78,884.00			\$ 78,884.00	10 years	0.00%	
Jason H. Clark	042023-276		\$ 244,279.32			\$ 244,279.32	7 years	0.00%	
Hanover-Caroline SWCD	092023-314		\$ 8,331.50			\$ 8,331.50	10 years	0.00%	\$ 8,331.50
David A. Sears	022023-260		\$ 219,772.50			\$ 219,772.50	10 years	0.00%	
Hawksbill Peak Farms, LLC	102022-233		\$ 216,982.61			\$ 216,982.61	10 years	0.00%	
Phillip S. Lawrence	032023-266		\$ 218,000.00			\$ 218,000.00	10 years	0.00%	
Joy Spidle	062022-213B		\$ 2,845.57			\$ 2,845.57	10 years	0.00%	\$ 2,845.57
Gardner Heifers Inc.	062023-288		\$ 240,483.58			\$ 240,483.58	10 years	0.00%	
The Wild Wild Westbrooks Farm, LLC	072023-297		\$ 105,536.20			\$ 105,536.20	10 years	0.00%	
Wesley L. Kent	082023-305		\$ 159,876.28			\$ 159,876.28	10 years	0.00%	
Spring Rose Lane, LLC	072023-291		\$ 118,155.29			\$ 118,155.29	10 years	0.00%	
Guy Gochenour	042023-274B		\$ 600,000.00			\$ 600,000.00	10 years	0.00%	
Red Mill Farm	102023-320		\$ 125,273.50			\$ 125,273.50	10 years	0.00%	
Agee Farms	112023-330		\$ 113,450.00			\$ 113,450.00	10 years	0.00%	
Berkeley Plantation	082023-307			\$ 476,228.00		\$ 476,228.00	10 years	0.00%	
Elam Hill Farming LLC	082023-312			\$ 69,500.00		\$ 69,500.00	10 years	0.00%	
Valerie Moore	092023-313			\$ 206,800.00		\$ 206,800.00	7 years	0.00%	
William F. Sutton Family Limited Partnership	092023-311			\$ 78,021.50		\$ 78,021.50	10 years	0.00%	
William F. Sutton Family Limited Partnership	112023-325			\$ 38,999.00		\$ 38,999.00	10 years	0.00%	
Crawford S. Patterson, II	082023-302			\$ 73,180.25		\$ 73,180.25	10 years	0.00%	
Brittany A Shifflett	062023-293			\$ 66,715.81		\$ 66,715.81	7 years	0.00%	\$ 22,592.06
Marc J. Chanin	112023-329			\$ 69,460.00		\$ 69,460.00	10 years	0.00%	
Robert W. Burroughs	092023-315			\$ 75,579.35		\$ 75,579.35	10 years	0.00%	

Cameron M. Roberts	102023-317			\$	27,188.22		\$	27,188.22	10 years	0.00%				
Patrick SWCD	092022-149			\$	12,250.00		\$	12,250.00	0 years	0.00%	\$ 12,250.00			
Greenfield Cattle LLC	102023-331			\$	178,252.48		\$	178,252.48	10 years	0.00%				
Hailey L. Shoemaker	032023-271			\$	215,402.00		\$	215,402.00	10 years	0.00%				
Rebecca S. Weddle	082023-309			\$	94,036.25		\$	94,036.25	10 years	0.00%				
Ricky E Compton, Jr.	032021-148			\$	353,094.74		\$	353,094.74	10 years	0.00%				
Peaks of Otter SWCD	112023-342			\$	17,250.00		\$	17,250.00	10 years	0.00%				
William H. Kimzey	072023-296			\$	74,441.29		\$	74,441.29	10 years	0.00%				
Charles D. Umbarger	122023-332			\$	259,253.50		\$	259,253.50	10 years	0.00%				
Robert A. Garnett	052023-281			\$	59,862.50		\$	59,862.50	10 years	0.00%				
Thomas A. Pendleton, Jr.	122022-246			\$	177,897.80		\$	177,897.80	10 years	0.00%				
Sarah H. Cartee	112023-327			\$	52,076.75		\$	52,076.75	10 years	0.00%				
John R. Copeland	082023-301					\$	59,748.47	\$ 59,748.47	10 years	0.00%				
Henshaw & Sons Farm, LLC	082023-304					\$	459,686.84	\$ 459,686.84	10 years	0.00%				
Sheri E. Vaughan	112023-326					\$	97,500.00	\$ 97,500.00	7 years	0.00%				
Christian M. Taylor	102023-322					\$	62,385.58	\$ 62,385.58	10 years	0.00%				
James A. Evans	012024-338					\$	348,500.00	\$ 348,500.00	10 years	0.00%				
Jared H. Hoy	062023-290					\$	161,000.00	\$ 161,000.00	10 years	0.00%				
New River SWCD	022024-341					\$	17,400.00	\$ 17,400.00	7 years	0.00%	\$ 17,400.00			
Nathan K. Cadman	052023-285					\$	96,645.14	\$ 96,645.14	10 years	0.00%				
Shawn N. Smith	102023-328					\$	171,755.95	\$ 171,755.95	10 years	0.00%				
Karen M. Hunt	022024-345					\$	115,219.80	\$ 115,219.80	10 years	0.00%				
Steven A. Waller, Slate Run Farm	122023-335					\$	600,000.00	\$ 600,000.00	10 years	0.00%				
ICW Farms, LLC	072021-162B					\$	122,236.08	\$ 122,236.08	10 years	0.00%	\$ 122,236.08			
Brian J. Grim	022024-344					\$	65,680.00	\$ 65,680.00	10 years	0.00%				
Howard F. Carlyle, Jr.	032024-352					\$	89,003.43	\$ 89,003.43	10 years	0.00%				
Blackjack Farms Anna A. Levin	022024-343					\$	26,328.00	\$ 26,328.00	10 years	0.00%	\$ 5,200.50			
Mountain Laurel Ranch LLC	82023-309B					\$	65,381.25	\$ 65,381.25	10 years	0.00%				
McGhee Farm	012024-347					\$	183,174.30	\$ 183,174.30	10 years	0.00%				
Buchanan Farm	072019-008					\$	203,383.72	\$ 203,383.72	10 years	0.00%				
Martin Angus, LLC	072019-005B					\$	409,836.91	\$ 409,836.91	10 years	0.00%				
Tessa L. Haynes	042024-357					\$	40,993.96	\$ 40,993.96	10 years	0.00%				
Campbell Farm	022024-346					\$	87,847.48	\$ 87,847.48	10 years	0.00%				
Scott County SWCD	052024-372					\$	19,750.00	\$ 19,750.00	0 years	0.00%	\$ 19,750.00			
Totals		\$	2,418,306.55	\$	3,382,339.91	\$	2,675,489.44	\$	3,503,456.91	\$	11,979,592.45		\$	343,673.40

Total of all Binding Commitments in FY 2024	\$ 37,681,338.45
--	-------------------------

Total Binding Commitments (through FY 2023)	\$ 3,985,873,469.80
--	----------------------------

Cumulative Total/Qtr (through FY 2024)	\$ 3,991,530,839.35	\$ 4,000,925,598.26	\$ 4,020,051,351.70	\$ 4,023,554,808.61	\$ 4,023,554,808.25
---	----------------------------	----------------------------	----------------------------	----------------------------	----------------------------

Federal Payments	
Prior Years (FY 1988 through FY 2023)	\$ 1,075,001,907.00
FY 2024 Federal Payments	\$ 54,945,529.58
Cumulative (FY 1988 through FY 2024)	\$ 1,129,947,436.58
Binding Commitments as a Percentage of Federal Payments	356.08%

VIRGINIA CLEAN WATER REVOLVING LOAN FUND
SOURCE OF FUNDS
JUNE 30, 2024

Source State Year	06/30/23 Prior Years Totals	FY2024 Activity	6/30/24 Cumulative Totals
Capitalization Grant Payments	1,036,663,907	15,352,000	1,052,015,907
ARRA Capitalization Grant Payments	80,203,300	-	80,203,300
Supplemental Capitalization Grant	36,424,000	42,658,000	79,082,000
Emerging Contaminants	1,914,000	4,352,000	6,266,000
State Match	208,809,644	-	208,809,644
Supplemental State Match	3,642,400	4,265,800	7,908,200
State Match Retained by DEQ	1,747,511	-	1,747,511
VRLF Earnings on Investments - Note 1	126,141,682	21,189,968	147,331,650
Repayments:			
Principal	1,185,316,642	31,977,102	1,217,293,744
Interest	314,251,640	3,974,604	318,226,244
Net Bond Proceeds	1,304,941,687	-	1,304,941,687
Repayments into indentured accounts:			
Principal	917,649,721	101,331,479	1,018,981,200
Interest	338,393,650	13,242,314	351,635,964
Investment Earnings of Reserve Account**	206,171,850	2,711,937	208,883,787
Less:			
Bond Repayments (Principal and Interest)	(1,304,730,043)	(83,785,607)	(1,388,515,650)
TOTALS	4,457,541,591	157,269,597	4,614,811,188

** Includes all earnings transferred to the revenue fund less the rebate liability

Note 1: Amount reported to DEQ excludes the Change in Fair Value for the Non-Pledged Loan Accounts [\$6,605,351] and AgBMP Loans [\$228,681] as well as the Gain on the Sale of Investments - Non-Pledged Accounts [\$-3,482,781], and AgBMP accounts [\$-131,002].

Overmatch as of June 30, 2023*	\$	3,224,374	State Match bonds issued for \$7,865,000 resulting in overmatch in FY2023 that was utilized in FY2024.
Cumulative State Match Deposited to Fund		216,717,844	
Cumulative State Match Retained by DEQ		1,747,511	
Total State Match in the Fund		218,465,355	
State Match Required		218,311,381.40	(7,336,200)
State Match Deposited to Fund in FY 2024			4,265,800
Overmatch as of June 30, 2024	\$	153,974	\$ 153,974

Exhibit 3b

Reconciliation of DEQ Exhibit 3a to the Audited Financial Statements of VRA

Per VRA Financials (p.93)

Line Item	Amount
Investment income	\$ 24,410,217
Non-Pledged Loan Accounts	\$ 23,804,382
Agricultural BMP Accounts	605,835
Investment income	<u>\$ 24,410,217</u>

Per VRA Financials Cash Flows (p.94)

Line Item	Amount
Principal Repayments - Non-Pledged and AGBMP	\$ 31,977,102
Interest Repayments - Non-Pledged and AGBMP	3,974,604
Principal Repayments - Trust accounts	101,331,479
Interest Repayments - Trust accounts	13,242,314

Per VRA Financials (p.93)

Line Item	Amount
Investment income - Trust	\$ 2,455,392

Per DEQ Exhibit 3a - Source of Funds

Line Item	Amount	Variance
VRLF Earnings on Investments	21,189,968	\$ 3,220,249
Change in Fair Value - Direct Accounts		\$ 6,605,351
Gain on sale of Investments - Direct Accounts		(3,482,781)
Change [reduction] in Fair Value - AgBMP Accounts		228,681
Gain on sale of Investments - AGBMP Accounts		(131,002)
		<u>\$ 3,220,249</u>

Per DEQ Exhibit 3a - Source of Funds

Line Item	Amount	Variance
VRLF Principal Repayments	\$ 31,977,102	\$ -
VRLF Interest Repayments	3,974,604	-
Principal Repayments - Indentured accounts	101,331,479	-
Interest Repayments - Indentured accounts	13,242,314	-

Per DEQ Exhibit 3a - Source of Funds

Line Item	Amount	Variance
Investment Earnings of Reserve Account	\$ 2,711,937	\$ (256,545)
Gain on sale of Investments - Trust Accounts	-	\$ (256,545)
		<u>\$ (256,545)</u>

Exhibit 4
Disbursement Log
Between 7/1/2023, 6/30/2024



Date	Borrower	Project	Req. #	State	Federal	Repay	Bond Proceeds	Total	Loan	Grant	Total
CSO											
12/20/2023	Alexandria Sanitation Authority	CSO-21-03	3-Final	3,256,623.76	0.00	0.00	0.00	3,256,623.76	0.00	3,256,623.76	3,256,623.76
2/23/2024	City of Richmond	CSO-14-02	15	1,012,414.68	0.00	0.00	0.00	1,012,414.68	0.00	1,012,414.68	1,012,414.68
2/23/2024	City of Richmond	CSO-14-02	16	4,465,830.58	0.00	0.00	0.00	4,465,830.58	0.00	4,465,830.58	4,465,830.58
6/26/2024	City of Richmond	CSO-14-02	17	5,394,421.03	0.00	0.00	0.00	5,394,421.03	0.00	5,394,421.03	5,394,421.03
CSO Totals				14,129,290.05	0.00	0.00	0.00	14,129,290.05	0.00	14,129,290.05	14,129,290.05
CW RLF - Non-Pledged											
7/7/2023	City of Covington	C-515645E	5	0.00	0.00	2,763,988.21	0.00	2,763,988.21	2,183,550.69	580,437.52	2,763,988.21
7/7/2023	Western Virginia Water Authority	C-515674	14	0.00	0.00	366,639.25	0.00	366,639.25	366,639.25	0.00	366,639.25
7/7/2023	Town of Gate City	C-515709	2 Final	0.00	0.00	43,286.02	0.00	43,286.02	0.00	43,286.02	43,286.02
7/7/2023	Western Virginia Water Authority	C-515765	8	0.00	0.00	26,290.96	0.00	26,290.96	26,290.96	0.00	26,290.96
7/12/2023	Town of Altavista	C-515672-02	9	0.00	0.00	31,245.00	0.00	31,245.00	31,245.00	0.00	31,245.00
7/13/2023	Town of Marion	C-515755	1	0.00	0.00	356.30	0.00	356.30	307.84	48.46	356.30
7/21/2023	Middle Peninsula PDC	C-515771	3	0.00	0.00	69,731.02	0.00	69,731.02	62,757.92	6,973.10	69,731.02
7/26/2023	Scott Co. PSA	C-515630b	12	0.00	0.00	66,026.53	0.00	66,026.53	43,407.17	22,619.36	66,026.53
7/26/2023	Nelson Co. SA	C-515714	17	0.00	0.00	546,702.94	0.00	546,702.94	524,834.82	21,868.12	546,702.94
7/26/2023	Town of Tazewell	C-515725	5	0.00	0.00	2,020.70	0.00	2,020.70	0.00	2,020.70	2,020.70
7/26/2023	City of Portsmouth	C-515758	3	0.00	0.00	180,408.82	0.00	180,408.82	138,914.79	41,494.03	180,408.82
7/28/2023	Wise Co. PSA	C-515575	1	0.00	0.00	242,706.00	0.00	242,706.00	0.00	242,706.00	242,706.00
7/28/2023	Wise Co. PSA	C-515753	1	0.00	0.00	154,810.00	0.00	154,810.00	0.00	154,810.00	154,810.00
7/28/2023	Westmoreland County	C-515810	1	0.00	0.00	2,951.80	0.00	2,951.80	2,951.80	0.00	2,951.80
8/2/2023	Middle Peninsula PDC	C-515662G	5	0.00	0.00	9,478.12	0.00	9,478.12	9,478.12	0.00	9,478.12
8/2/2023	Middle Peninsula PDC	C-515662G	6	0.00	0.00	13,323.87	0.00	13,323.87	13,323.87	0.00	13,323.87
8/2/2023	Middle Peninsula PDC	C-515662G	5	0.00	0.00	3,159.38	0.00	3,159.38	0.00	3,159.38	3,159.38
8/2/2023	Middle Peninsula PDC	C-515662G	6	0.00	0.00	4,441.29	0.00	4,441.29	0.00	4,441.29	4,441.29
8/2/2023	Town of Pennington Gap	C-515738	6	0.00	0.00	9,011.08	0.00	9,011.08	0.00	9,011.08	9,011.08
8/2/2023	Middle Peninsula PDC	C-515771	4	0.00	0.00	53,494.34	0.00	53,494.34	48,144.91	5,349.43	53,494.34
8/9/2023	Town of Richlands	C-515733	10	0.00	0.00	665.31	0.00	665.31	0.00	665.31	665.31
8/16/2023	Wise Co. PSA	C-515753	2	0.00	0.00	25,081.00	0.00	25,081.00	0.00	25,081.00	25,081.00
8/30/2023	Wise Co. PSA	C-515575	2	0.00	0.00	245,266.64	0.00	245,266.64	0.00	245,266.64	245,266.64
8/30/2023	Western Virginia Water Authority	C-515674	15	0.00	0.00	856,055.28	0.00	856,055.28	856,055.28	0.00	856,055.28
8/30/2023	Nelson Co. SA	C-515714	18	0.00	0.00	351,806.17	0.00	351,806.17	337,733.92	14,072.25	351,806.17
8/30/2023	Town of Marion	C-515755	2	0.00	0.00	47,273.29	0.00	47,273.29	40,844.12	6,429.17	47,273.29
8/30/2023	City of Salem	C-515764	5	0.00	0.00	138,219.64	0.00	138,219.64	138,219.64	0.00	138,219.64
8/30/2023	Western Virginia Water Authority	C-515765	9	0.00	0.00	61,385.96	0.00	61,385.96	61,385.96	0.00	61,385.96
8/30/2023	Westmoreland County	C-515810	2	0.00	0.00	31,063.75	0.00	31,063.75	31,063.75	0.00	31,063.75
9/8/2023	City of Covington	C-515645E	6	0.00	0.00	1,361,222.62	0.00	1,361,222.62	1,075,365.87	285,856.75	1,361,222.62

Date	Borrower	Project	Req. #	State	Federal	Repay	Bond Proceeds	Total	Loan	Grant	Total
9/15/2023	Nelson Co. SA	C-515714	19	0.00	0.00	961,920.33	0.00	961,920.33	923,443.52	38,476.81	961,920.33
9/15/2023	Middlesex County	C-515720	3	0.00	0.00	383,984.27	0.00	383,984.27	383,984.27	0.00	383,984.27
9/15/2023	Middlesex County	C-515720	4	0.00	0.00	463,453.41	0.00	463,453.41	463,453.41	0.00	463,453.41
9/15/2023	Middlesex County	C-515720	5	0.00	0.00	876,838.22	0.00	876,838.22	876,838.22	0.00	876,838.22
9/20/2023	BVU Authority	C-515576-02	20	0.00	0.00	60,905.66	0.00	60,905.66	60,905.66	0.00	60,905.66
9/20/2023	BVU Authority	C-515576-02	21	0.00	0.00	175,217.56	0.00	175,217.56	175,217.56	0.00	175,217.56
9/20/2023	Town of Marion	C-515716	9 FINAL	0.00	0.00	63,814.23	0.00	63,814.23	60,396.67	3,417.56	63,814.23
9/22/2023	Hampton Roads Sanitation District	C-515751	10	0.00	0.00	2,176,213.74	0.00	2,176,213.74	2,176,213.74	0.00	2,176,213.74
9/27/2023	Hampton Roads Sanitation District	C-515751	11	0.00	0.00	699,392.36	0.00	699,392.36	699,392.36	0.00	699,392.36
9/27/2023	Hampton Roads Sanitation District	C-515751	12	0.00	5,577,876.91	0.00	0.00	5,577,876.91	5,577,876.91	0.00	5,577,876.91
9/27/2023	Hampton Roads Sanitation District	C-515751	13	0.00	7,499,241.25	0.00	0.00	7,499,241.25	7,499,241.25	0.00	7,499,241.25
10/4/2023	Wise Co. PSA	C-515575	3	0.00	0.00	357,855.70	0.00	357,855.70	0.00	357,855.70	357,855.70
10/4/2023	City of Norfolk	C-515664E	7	0.00	0.00	357,518.58	0.00	357,518.58	339,642.65	17,875.93	357,518.58
10/4/2023	City of Norfolk	C-515711E	4	0.00	0.00	1,081,203.68	0.00	1,081,203.68	1,026,570.46	54,633.22	1,081,203.68
10/4/2023	Town of Richlands	C-515733	11	0.00	0.00	159.00	0.00	159.00	0.00	159.00	159.00
10/4/2023	Town of Marion	C-515755	3	0.00	0.00	75,899.86	0.00	75,899.86	65,577.48	10,322.38	75,899.86
10/13/2023	Town of Exmore	C-515712	1	0.00	0.00	126,568.16	0.00	126,568.16	63,284.08	63,284.08	126,568.16
10/13/2023	Nelson Co. SA	C-515714	20	0.00	0.00	374,176.04	0.00	374,176.04	359,209.00	14,967.04	374,176.04
10/18/2023	Scott Co. PSA	C-515630b	13	0.00	0.00	59,236.25	0.00	59,236.25	36,616.89	22,619.36	59,236.25
10/18/2023	Wise Co. PSA	C-515753	3	0.00	0.00	12,681.00	0.00	12,681.00	0.00	12,681.00	12,681.00
10/25/2023	Hampton Roads Sanitation District	C-515660BE	12	0.00	6,138,819.39	0.00	0.00	6,138,819.39	6,138,819.39	0.00	6,138,819.39
10/25/2023	Hampton Roads Sanitation District	C-515660BE	13	0.00	0.00	216,642.26	0.00	216,642.26	216,642.26	0.00	216,642.26
10/25/2023	Middle Peninsula PDC	C-515662G	7	0.00	0.00	44,681.83	0.00	44,681.83	33,511.37	11,170.46	44,681.83
10/27/2023	Wise Co. PSA	C-515575	4	0.00	0.00	211,201.33	0.00	211,201.33	0.00	211,201.33	211,201.33
10/27/2023	Town of Honaker	C-515737	2-FINAL	0.00	0.00	12,770.70	0.00	12,770.70	0.00	12,770.70	12,770.70
10/27/2023	City of Norton	C-515739	4-FINAL	0.00	0.00	15,792.67	0.00	15,792.67	0.00	15,792.67	15,792.67
10/27/2023	Westmoreland County	C-515810	3	0.00	0.00	95,522.40	0.00	95,522.40	95,522.40	0.00	95,522.40
11/1/2023	Town of Exmore	C-515712	2	0.00	0.00	699,401.09	0.00	699,401.09	349,700.54	349,700.55	699,401.09
11/10/2023	Alexandria Sanitation Authority	C-515652E-01	6	0.00	0.00	1,439,101.48	0.00	1,439,101.48	1,439,101.48	0.00	1,439,101.48
11/10/2023	Middle Peninsula PDC	C-515662G	8	0.00	0.00	8,400.00	0.00	8,400.00	6,300.00	2,100.00	8,400.00
11/10/2023	Town of Pennington Gap	C-515738	7-Final	0.00	0.00	7,104.00	0.00	7,104.00	0.00	7,104.00	7,104.00
11/15/2023	Hampton Roads Sanitation District	C-515751	14	0.00	0.00	400,185.12	0.00	400,185.12	400,185.12	0.00	400,185.12
11/15/2023	Hampton Roads Sanitation District	C-515751	15	0.00	9,624,734.34	0.00	0.00	9,624,734.34	9,624,734.34	0.00	9,624,734.34
11/17/2023	Town of Exmore	C-515712	3	0.00	0.00	500,503.62	0.00	500,503.62	250,251.81	250,251.81	500,503.62
11/17/2023	Middle Peninsula PDC	C-515771	5	0.00	0.00	32,793.10	0.00	32,793.10	29,513.79	3,279.31	32,793.10
11/22/2023	City of Covington	C-515645E	7	0.00	0.00	1,088,496.36	0.00	1,088,496.36	859,912.12	228,584.24	1,088,496.36
11/22/2023	Bedford Regional Water Authority	C-515718	5	0.00	0.00	617,639.34	0.00	617,639.34	586,757.37	30,881.97	617,639.34
11/22/2023	Wise Co. PSA	C-515753	4	0.00	0.00	58,843.00	0.00	58,843.00	0.00	58,843.00	58,843.00
11/22/2023	Town of Marion	C-515755	4	0.00	0.00	19,609.95	0.00	19,609.95	16,943.00	2,666.95	19,609.95
11/29/2023	Hampton Roads Sanitation District	C-515660BE	14	0.00	0.00	369,693.48	0.00	369,693.48	369,693.48	0.00	369,693.48
11/29/2023	Hampton Roads Sanitation District	C-515751	16	0.00	4,890,372.25	0.00	0.00	4,890,372.25	4,890,372.25	0.00	4,890,372.25

Date	Borrower	Project	Req. #	State	Federal	Repay	Bond Proceeds	Total	Loan	Grant	Total
12/1/2023	City of Salem	C-515764	6	0.00	0.00	198,667.33	0.00	198,667.33	198,667.33	0.00	198,667.33
12/6/2023	City of Bluefield	C-515632-02	29-Final	0.00	0.00	267,356.87	0.00	267,356.87	267,356.87	0.00	267,356.87
12/6/2023	Scott Co. PSA	C-515675	2	0.00	0.00	191,602.52	0.00	191,602.52	143,701.89	47,900.63	191,602.52
12/6/2023	Nelson Co. SA	C-515714	21	0.00	0.00	567,832.02	0.00	567,832.02	545,118.74	22,713.28	567,832.02
12/6/2023	BVU Authority	C-515748	2	0.00	0.00	364,484.00	0.00	364,484.00	328,035.60	36,448.40	364,484.00
12/6/2023	Middle Peninsula PDC	C-515771	6	0.00	0.00	15,296.38	0.00	15,296.38	13,766.74	1,529.64	15,296.38
12/15/2023	Nelson Co. SA	C-515714	22	0.00	0.00	887,795.27	0.00	887,795.27	852,283.46	35,511.81	887,795.27
12/20/2023	Wise Co. PSA	C-515575	5	0.00	0.00	591,480.86	0.00	591,480.86	0.00	591,480.86	591,480.86
12/20/2023	City of Richmond	C-515624	2	0.00	4,975,258.57	18,676.80	0.00	4,993,935.37	4,993,935.37	0.00	4,993,935.37
12/20/2023	Middle Peninsula PDC	C-515662G	9	0.00	0.00	31,157.33	0.00	31,157.33	23,368.00	7,789.33	31,157.33
12/20/2023	Town of Altavista	C-515672-02	10	0.00	0.00	59,612.50	0.00	59,612.50	59,612.50	0.00	59,612.50
12/20/2023	Western Virginia Water Authority	C-515674	16	0.00	0.00	244,228.28	0.00	244,228.28	244,228.28	0.00	244,228.28
12/20/2023	Town of Exmore	C-515712	4	0.00	0.00	276,871.01	0.00	276,871.01	138,435.51	138,435.50	276,871.01
12/20/2023	Wise Co. PSA	C-515753	5	0.00	0.00	50,283.00	0.00	50,283.00	0.00	50,283.00	50,283.00
12/20/2023	Western Virginia Water Authority	C-515765	10	0.00	0.00	17,513.10	0.00	17,513.10	17,513.10	0.00	17,513.10
12/21/2023	Wythe County	C-515744	2	0.00	0.00	280,343.11	0.00	280,343.11	95,036.31	185,306.80	280,343.11
1/3/2024	Hampton Roads Sanitation District	C-515660BE	15	0.00	0.00	18,870.17	0.00	18,870.17	18,870.17	0.00	18,870.17
1/3/2024	Scott Co. PSA	C-515675	3	0.00	0.00	13,275.63	0.00	13,275.63	9,956.72	3,318.91	13,275.63
1/3/2024	Bedford Regional Water Authority	C-515718	6	0.00	0.00	764,935.99	0.00	764,935.99	726,689.19	38,246.80	764,935.99
1/3/2024	BVU Authority	C-515748	3	0.00	0.00	85,271.25	0.00	85,271.25	76,744.12	8,527.13	85,271.25
1/3/2024	Town of Marion	C-515755	5	0.00	0.00	47,530.43	0.00	47,530.43	41,066.29	6,464.14	47,530.43
1/3/2024	City of Portsmouth	C-515758	4	0.00	0.00	1,012,536.47	0.00	1,012,536.47	779,653.08	232,883.39	1,012,536.47
1/3/2024	Westmoreland County	C-515810	4	0.00	0.00	53,437.50	0.00	53,437.50	53,437.50	0.00	53,437.50
1/10/2024	Middlesex County	C-515720	6	0.00	0.00	22,533.39	0.00	22,533.39	22,533.39	0.00	22,533.39
1/12/2024	City of Richmond	C-515597-620	2-Final	0.00	0.00	891,963.70	0.00	891,963.70	891,963.70	0.00	891,963.70
1/12/2024	Middle Peninsula PDC	C-515771	7	0.00	0.00	95,904.01	0.00	95,904.01	86,313.61	9,590.40	95,904.01
1/19/2024	Town of Exmore	C-515712	5	0.00	0.00	279,610.03	0.00	279,610.03	139,805.02	139,805.01	279,610.03
1/24/2024	Wise Co. PSA	C-515575	6	0.00	0.00	74,025.72	0.00	74,025.72	0.00	74,025.72	74,025.72
1/24/2024	Hampton Roads Sanitation District	C-515660BE	16	0.00	0.00	190,441.48	0.00	190,441.48	190,441.48	0.00	190,441.48
1/24/2024	Nelson Co. SA	C-515714	23	0.00	0.00	422,719.09	0.00	422,719.09	405,810.33	16,908.76	422,719.09
1/24/2024	Wythe County	C-515744	3	0.00	0.00	338,527.18	0.00	338,527.18	114,760.71	223,766.47	338,527.18
1/24/2024	Hampton Roads Sanitation District	C-515751	17	0.00	0.00	3,973,482.32	0.00	3,973,482.32	3,973,482.32	0.00	3,973,482.32
1/24/2024	Hampton Roads Sanitation District	C-515751	18	0.00	0.00	4,955,410.55	0.00	4,955,410.55	4,955,410.55	0.00	4,955,410.55
1/24/2024	Wise Co. PSA	C-515753	6	0.00	0.00	4,080.00	0.00	4,080.00	0.00	4,080.00	4,080.00
1/26/2024	Middle Peninsula PDC	C-515771	8	0.00	0.00	13,283.67	0.00	13,283.67	11,955.30	1,328.37	13,283.67
1/30/2024	City of Lynchburg	C-515768G	1	0.00	0.00	467,838.98	0.00	467,838.98	350,879.23	116,959.75	467,838.98
1/31/2024	City of Richmond	C-515597-620	5-Final	0.00	0.00	1,299,776.15	0.00	1,299,776.15	1,299,776.15	0.00	1,299,776.15
2/2/2024	City of Norfolk	C-515664E	8	0.00	0.00	771,055.82	0.00	771,055.82	732,503.03	38,552.79	771,055.82
2/2/2024	City of Norfolk	C-515711E	5	0.00	0.00	712,552.16	0.00	712,552.16	676,546.90	36,005.26	712,552.16
2/7/2024	City of Covington	C-515645E	8	0.00	0.00	868,248.58	0.00	868,248.58	685,916.38	182,332.20	868,248.58
2/7/2024	Scott Co. PSA	C-515675	4	0.00	0.00	87,370.00	0.00	87,370.00	65,527.50	21,842.50	87,370.00

Date	Borrower	Project	Req. #	State	Federal	Repay	Bond Proceeds	Total	Loan	Grant	Total
2/7/2024	City of Salem	C-515764	7	0.00	0.00	56,678.80	0.00	56,678.80	56,678.80	0.00	56,678.80
2/7/2024	Westmoreland County	C-515810	5	0.00	0.00	78,953.90	0.00	78,953.90	78,953.90	0.00	78,953.90
2/14/2024	Nelson Co. SA	C-515714	24	0.00	0.00	341,583.91	0.00	341,583.91	327,920.55	13,663.36	341,583.91
2/16/2024	Western Virginia Water Authority	C-515674	17	0.00	0.00	260,371.34	0.00	260,371.34	260,371.34	0.00	260,371.34
2/16/2024	Town of Exmore	C-515712	6	0.00	0.00	351,734.44	0.00	351,734.44	175,867.22	175,867.22	351,734.44
2/16/2024	Western Virginia Water Authority	C-515765	11	0.00	0.00	18,670.69	0.00	18,670.69	18,670.69	0.00	18,670.69
2/21/2024	Scott Co. PSA	C-515675	5	0.00	0.00	113,384.63	0.00	113,384.63	85,038.47	28,346.16	113,384.63
2/28/2024	Bedford Regional Water Authority	C-515718	7	0.00	0.00	561,942.49	0.00	561,942.49	533,845.37	28,097.12	561,942.49
2/28/2024	Wise Co. PSA	C-515753	7	0.00	0.00	5,072.40	0.00	5,072.40	0.00	5,072.40	5,072.40
3/6/2024	Hampton Roads Sanitation District	C-515751	19	0.00	0.00	4,593,101.42	0.00	4,593,101.42	4,593,101.42	0.00	4,593,101.42
3/6/2024	Washington County S.A.	C-515794	1	0.00	0.00	70,171.00	0.00	70,171.00	66,662.44	3,508.56	70,171.00
3/13/2024	BVU Authority	C-515748	4	0.00	0.00	578,826.17	0.00	578,826.17	578,826.17	0.00	578,826.17
3/13/2024	BVU Authority	C-515748	5	0.00	0.00	1,555,076.54	0.00	1,555,076.54	1,555,076.54	0.00	1,555,076.54
3/13/2024	BVU Authority	C-515748	4	0.00	0.00	64,314.02	0.00	64,314.02	0.00	64,314.02	64,314.02
3/13/2024	BVU Authority	C-515748	5	0.00	0.00	172,786.28	0.00	172,786.28	0.00	172,786.28	172,786.28
3/15/2024	Wise Co. PSA	C-515575	7	0.00	0.00	13,981.00	0.00	13,981.00	0.00	13,981.00	13,981.00
3/15/2024	Nelson Co. SA	C-515714	25	0.00	0.00	574,495.49	0.00	574,495.49	551,515.67	22,979.82	574,495.49
3/20/2024	Town of Exmore	C-515712	7	0.00	0.00	395,129.11	0.00	395,129.11	197,564.55	197,564.56	395,129.11
3/22/2024	Hampton Roads Sanitation District	C-515751	20	0.00	0.00	3,038,779.26	0.00	3,038,779.26	3,038,779.26	0.00	3,038,779.26
3/22/2024	City of Portsmouth	C-515758	5	0.00	1,100,053.58	1,192,509.14	0.00	2,292,562.72	1,765,273.29	527,289.43	2,292,562.72
3/27/2024	Hampton Roads Sanitation District	C-515660BE	17	0.00	0.00	29,844.14	0.00	29,844.14	29,844.14	0.00	29,844.14
3/27/2024	Town of Marion	C-515755	6	0.00	0.00	40,555.04	0.00	40,555.04	35,039.55	5,515.49	40,555.04
3/27/2024	Washington County S.A.	C-515794	2	0.00	0.00	173,842.87	0.00	173,842.87	165,150.71	8,692.16	173,842.87
3/28/2024	Town of Chilhowie	C-515743	1	0.00	0.00	1,773.20	0.00	1,773.20	623.01	1,150.19	1,773.20
3/29/2024	Wise Co. PSA	C-515575	8	0.00	0.00	9,465.50	0.00	9,465.50	0.00	9,465.50	9,465.50
3/29/2024	Scott Co. PSA	C-515675	6	0.00	0.00	41,004.71	0.00	41,004.71	30,753.53	10,251.18	41,004.71
3/29/2024	Wythe County	C-515744	4	0.00	0.00	241,200.62	0.00	241,200.62	81,767.01	159,433.61	241,200.62
3/29/2024	Wise Co. PSA	C-515753	8	0.00	0.00	15,217.20	0.00	15,217.20	0.00	15,217.20	15,217.20
3/29/2024	Middle Peninsula PDC	C-515771	9	0.00	0.00	4,945.00	0.00	4,945.00	4,450.50	494.50	4,945.00
4/10/2024	Wythe County	C-515744	5	0.00	0.00	129,742.63	0.00	129,742.63	43,982.75	85,759.88	129,742.63
4/17/2024	Town of Exmore	C-515712	8	0.00	0.00	245,651.29	0.00	245,651.29	122,825.64	122,825.65	245,651.29
4/17/2024	Nelson Co. SA	C-515714	26	0.00	0.00	259,218.75	0.00	259,218.75	248,850.00	10,368.75	259,218.75
4/17/2024	BVU Authority	C-515748	6	0.00	0.00	469,774.92	0.00	469,774.92	422,797.43	46,977.49	469,774.92
4/19/2024	Hampton Roads Sanitation District	C-515660BE	18	0.00	0.00	11,066.83	0.00	11,066.83	11,066.83	0.00	11,066.83
4/24/2024	Hampton Roads Sanitation District	C-515751	21	0.00	0.00	5,044,839.38	0.00	5,044,839.38	5,044,839.38	0.00	5,044,839.38
5/8/2024	Wise Co. PSA	C-515575	9	0.00	0.00	5,400.00	0.00	5,400.00	0.00	5,400.00	5,400.00
5/8/2024	Middle Peninsula PDC	C-515771	10	0.00	0.00	3,750.00	0.00	3,750.00	3,375.00	375.00	3,750.00
5/15/2024	Western Virginia Water Authority	C-515674	18	0.00	0.00	55,111.08	0.00	55,111.08	55,111.08	0.00	55,111.08
5/15/2024	Western Virginia Water Authority	C-515765	12	0.00	0.00	3,951.91	0.00	3,951.91	3,951.91	0.00	3,951.91
5/17/2024	City of Covington	C-515645E	9	0.00	0.00	227,898.39	0.00	227,898.39	180,039.73	47,858.66	227,898.39
5/17/2024	Middlesex County	C-515720	7	0.00	0.00	918,263.50	0.00	918,263.50	918,263.50	0.00	918,263.50

Date	Borrower	Project	Req. #	State	Federal	Repay	Bond Proceeds	Total	Loan	Grant	Total
5/17/2024	Town of Chilhowie	C-515743	2	0.00	0.00	138,194.29	0.00	138,194.29	48,554.52	89,639.77	138,194.29
5/17/2024	Wythe County	C-515744	6	0.00	0.00	142,392.19	0.00	142,392.19	48,270.95	94,121.24	142,392.19
5/23/2024	City of Norfolk	C-515711E	6	0.00	0.00	663,555.68	0.00	663,555.68	630,026.21	33,529.47	663,555.68
5/23/2024	BVU Authority	C-515772	1	0.00	0.00	143,058.88	0.00	143,058.88	90,000.26	53,058.62	143,058.88
5/24/2024	Town of Marion	C-515754	1	0.00	0.00	472.40	0.00	472.40	425.16	47.24	472.40
5/29/2024	Wise Co. PSA	C-515575	10	0.00	0.00	3,723.25	0.00	3,723.25	0.00	3,723.25	3,723.25
5/30/2024	City of Norfolk	C-515664E	9	0.00	0.00	350,369.02	0.00	350,369.02	332,850.57	17,518.45	350,369.02
5/30/2024	Hampton Roads Sanitation District	C-515793E	1	0.00	0.00	71,168.17	0.00	71,168.17	71,168.17	0.00	71,168.17
6/5/2024	Middle Peninsula PDC	C-515771	11	0.00	0.00	5,500.00	0.00	5,500.00	4,950.00	550.00	5,500.00
6/12/2024	Town of Exmore	C-515712	9	0.00	0.00	356,022.15	0.00	356,022.15	178,011.07	178,011.08	356,022.15
6/14/2024	Hampton Roads Sanitation District	C-515751	22	0.00	0.00	3,490,416.87	0.00	3,490,416.87	3,490,416.87	0.00	3,490,416.87
6/20/2024	Scott Co. PSA	C-515675	7	0.00	0.00	45,865.40	0.00	45,865.40	34,399.05	11,466.35	45,865.40
6/20/2024	Nelson Co. SA	C-515714	27	0.00	0.00	404,144.62	0.00	404,144.62	387,978.84	16,165.78	404,144.62
6/20/2024	BVU Authority	C-515748	7	0.00	0.00	638,965.51	0.00	638,965.51	575,068.96	63,896.55	638,965.51
6/20/2024	Town of Marion	C-515754	2	0.00	0.00	66,919.05	0.00	66,919.05	60,227.14	6,691.91	66,919.05
6/20/2024	Middle Peninsula PDC	C-515771	12	0.00	0.00	1,950.00	0.00	1,950.00	1,755.00	195.00	1,950.00
6/26/2024	Hampton Roads Sanitation District	C-515751	23	0.00	0.00	2,939,541.06	0.00	2,939,541.06	2,939,541.06	0.00	2,939,541.06
CW RLF - Non-Pledged Totals				0.00	39,806,356.29	74,813,749.25	0.00	114,620,105.54	106,499,964.11	8,120,141.43	114,620,105.54
CW RLF - Pledged											
7/12/2023	Prince William CSA	C-515719	2	0.00	0.00	4,122,849.79	0.00	4,122,849.79	4,122,849.79	0.00	4,122,849.79
7/12/2023	Prince William CSA	C-515719	3	4,265,800.00	0.00	607,190.61	0.00	4,872,990.61	4,872,990.61	0.00	4,872,990.61
11/15/2023	Alexandria Sanitation Authority	C-515659	11-Final	0.00	11,714,328.80	0.00	0.00	11,714,328.80	11,714,328.80	0.00	11,714,328.80
11/24/2023	Prince William CSA	C-515719	4	0.00	3,424,844.49	0.00	0.00	3,424,844.49	3,424,844.49	0.00	3,424,844.49
4/12/2024	Prince William CSA	C-515719	5	0.00	0.00	2,604,986.72	0.00	2,604,986.72	2,604,986.72	0.00	2,604,986.72
CW RLF - Pledged Totals				4,265,800.00	15,139,173.29	7,335,027.12	0.00	26,740,000.41	26,740,000.41	0.00	26,740,000.41
Report Total				18,395,090.05	54,945,529.58	82,148,776.37	0.00	155,489,396.00	133,239,964.52	22,249,431.48	155,489,396.00

Virginia Resources Authority
Combining Schedule of Net Position
Virginia Revolving Loan Fund Accounts - Water Facilities
June 30, 2024

Exhibit 5

	Non-Pledged Accounts	Trust Estate Accounts	Agricultural Best Management Practices Account	Combined Sewer Overflow Fund Account	State Match Accounts	Administrative Fee Accounts	Total
Assets							
Current assets							
Cash	\$ 11,741,206	\$ -	\$ 864,604	\$ -	\$ -	\$ 1,113,613	\$ 13,719,423
Cash equivalents	237,742,212	3,006,902	1,890,660	2,901,372	14,924,046	1,924,348	262,389,540
Investments	11,559,524	2,816,863	447,971	-	-	850,370	15,674,728
Loans receivable, net - current portion	27,840,442	105,975,102	4,594,495	-	-	-	138,410,039
Receivables:							
Investment interest	2,556,897	221,757	74,814	-	-	62,316	2,915,784
Loan interest	1,078,941	3,712,793	19,038	-	-	-	4,810,772
Loan administrative fees	-	-	-	-	-	634,584	634,584
Total current assets	292,519,222	115,733,417	7,891,582	2,901,372	14,924,046	4,585,231	438,554,870
Noncurrent assets							
Investments - non-current	281,804,050	13,415,567	8,146,955	-	-	5,597,080	308,963,652
Loans receivable - non-current	469,139,674	833,488,570	3,931,219	-	-	-	1,306,559,463
Total noncurrent assets	750,943,724	846,904,137	12,078,174	-	-	5,597,080	1,615,523,115
Total assets	1,043,462,946	962,637,554	19,969,756	2,901,372	14,924,046	10,182,311	2,054,077,985
Deferred Outflows of Resources							
Deferred loss on refunding	-	6,593,754	-	-	-	-	6,593,754
Total assets and deferred outflows of resources	\$ 1,043,462,946	\$ 969,231,308	\$ 19,969,756	\$ 2,901,372	\$ 14,924,046	\$ 10,182,311	\$ 2,060,671,739
Liabilities							
Current liabilities							
Bonds payable - current	-	29,629,270	-	-	-	-	29,629,270
Accrued interest	-	3,531,956	-	-	-	-	3,531,956
Due to (from) other accounts	386,703	-	-	-	-	264,533	651,236
Agency funds	738,006	-	-	-	-	-	738,006
Accounts payable and other liabilities	708,309	-	-	-	-	-	708,309
Total current liabilities	1,833,018	33,161,226	-	-	-	264,533	35,258,777
Noncurrent liabilities							
Bonds payable - noncurrent	-	343,340,277	-	-	-	-	343,340,277
Total noncurrent liabilities	-	343,340,277	-	-	-	-	343,340,277
Total liabilities	1,833,018	376,501,503	-	-	-	264,533	378,599,054
Net position							
Restricted:							
Loan programs	1,041,629,928	592,729,805	19,969,756	2,901,372	14,924,046	9,917,778	1,682,072,685
Total net position	1,041,629,928	592,729,805	19,969,756	2,901,372	14,924,046	9,917,778	1,682,072,685
Total liabilities and net position	\$ 1,043,462,946	\$ 969,231,308	\$ 19,969,756	\$ 2,901,372	\$ 14,924,046	\$ 10,182,311	\$ 2,060,671,739

Virginia Resources Authority
Combining Schedule of Revenues, Expenses, and Changes in Net Position
Virginia Revolving Loan Fund Accounts - Water Facilities
Year Ended June 30, 2024

Exhibit 6

	Non-Pledged Accounts	Trust Estate Accounts	Agricultural Best Management Practices Account	Combined Sewer Overflow Fund Account	State Match Accounts	Administrative Fee Accounts	Total
Operating revenues							
Interest on loans	\$ 3,834,625	\$ 11,408,491	\$ 4,209	\$ -	\$ -	\$ -	\$ 15,247,325
Investment income	23,804,382	2,455,392	605,835	154,316	608,711	411,758	28,040,394
Loan administrative fees	-	-	-	-	-	1,951,672	1,951,672
Gain on early extinguishment of bonds	-	1,262,330	-	-	-	-	1,262,330
Other income	-	-	-	-	-	-	-
Total operating revenues	<u>27,639,007</u>	<u>15,126,213</u>	<u>610,044</u>	<u>154,316</u>	<u>608,711</u>	<u>2,363,430</u>	<u>46,501,721</u>
Operating expenses							
Interest on bonds and loans	-	13,381,156	-	-	-	-	13,381,156
Bond issuance costs	-	-	-	-	-	-	-
Principal forgiveness loans to local governments	8,120,141	-	277,885	-	-	-	8,398,026
Grants to local governments	-	-	-	14,129,290	-	-	14,129,290
Personnel services	714,230	-	-	-	-	-	714,230
General operating	306,781	-	26,440	-	-	4,082	337,303
Contractual services	284,476	-	-	-	-	-	284,476
Total operating expenses	<u>9,425,628</u>	<u>13,381,156</u>	<u>304,325</u>	<u>14,129,290</u>	<u>-</u>	<u>4,082</u>	<u>37,244,481</u>
Operating income (loss)	<u>18,213,379</u>	<u>1,745,057</u>	<u>305,719</u>	<u>(13,974,974)</u>	<u>608,711</u>	<u>2,359,348</u>	<u>9,257,240</u>
Nonoperating revenues							
Contributions from other governments	<u>54,945,529</u>	<u>-</u>	<u>-</u>	<u>14,129,290</u>	<u>11,651,660</u>	<u>-</u>	<u>80,726,479</u>
Income (loss) before transfers	<u>73,158,908</u>	<u>1,745,057</u>	<u>305,719</u>	<u>154,316</u>	<u>12,260,371</u>	<u>2,359,348</u>	<u>89,983,719</u>
Operating transfers	<u>92,996,172</u>	<u>(87,627,278)</u>	<u>-</u>	<u>-</u>	<u>(4,265,800)</u>	<u>(1,103,094)</u>	<u>-</u>
Change in net position	<u>166,155,080</u>	<u>(85,882,221)</u>	<u>305,719</u>	<u>154,316</u>	<u>7,994,571</u>	<u>1,256,254</u>	<u>89,983,719</u>
Total net position - beginning	<u>875,474,848</u>	<u>678,612,026</u>	<u>19,664,037</u>	<u>2,747,056</u>	<u>6,929,475</u>	<u>8,661,524</u>	<u>1,592,088,966</u>
Total net position - ending	<u>\$ 1,041,629,928</u>	<u>\$ 592,729,805</u>	<u>\$ 19,969,756</u>	<u>\$ 2,901,372</u>	<u>\$ 14,924,046</u>	<u>\$ 9,917,778</u>	<u>\$ 1,682,072,685</u>

Virginia Resources Authority
Combining Schedule of Cash Flows
Virginia Revolving Loan Fund Accounts - Water Facilities
Year Ended June 30, 2024

Exhibit 7

	Non-Pledged Accounts	Trust Estate Accounts	Agricultural Best Management Practices Account	Combined Sewer Overflow Fund Account	State Match Accounts	Administrative Fee Accounts	Total
Cash flows from operating activities							
Cash payments to localities for loans	\$ (106,499,964)	\$ (26,740,000)	\$ (9,081,205)	\$ -	\$ -	\$ -	(142,321,169)
Principal repayments from localities on loans	25,455,760	101,331,479	6,521,342	-	-	-	133,308,581
Interest received on loans	3,974,082	13,242,314	522	-	-	-	17,216,918
Loan administrative fees received	-	-	-	-	-	2,247,835	2,247,835
Cash payments for salaries and related benefits	(714,230)	-	-	-	-	-	(714,230)
Cash payments for general operating expenses	(306,781)	-	-	-	-	-	(306,781)
Cash payments for contractual services	(284,476)	-	-	-	-	-	(284,476)
Cash payments for operating grants	-	-	-	(14,129,290)	-	-	(14,129,290)
Cash payments for principal forgiveness loans	(8,120,141)	-	(277,885)	-	-	-	(8,398,026)
Interest paid on bonds and loans	-	(16,805,607)	-	-	-	-	(16,805,607)
Loss on extinguishment of bonds	-	1,262,330	-	-	-	-	1,262,330
Interfund activity	386,703	-	-	-	-	(151,422)	235,281
Net cash provided by (used in) operating activities	(86,109,047)	72,290,516	(2,837,226)	(14,129,290)	-	2,096,413	(28,688,634)
Cash flows from noncapital financing activities							
Principal paid on bonds and loans	-	(66,980,000)	-	-	-	-	(66,980,000)
Contributions from other governments	54,945,529	-	-	14,129,290	11,651,660	-	80,726,479
Cash received (paid) from other accounts	92,996,172	(87,627,278)	-	-	(4,265,800)	(1,103,094)	-
Net cash provided by (used in) noncapital financing activities	147,941,701	(154,607,278)	-	14,129,290	7,385,860	(1,103,094)	13,746,479
Cash flows from investing activities							
Purchase of investments	(162,631,338)	-	(5,059,306)	-	-	(3,531,145)	(171,221,789)
Proceeds from sales or maturities of investments	152,311,243	80,742,598	4,839,970	-	-	3,377,118	241,270,929
Interest received on investments - net	19,629,338	1,695,494	455,161	154,316	608,711	281,669	22,824,689
Net cash provided by (used in) investing activities	9,309,243	82,438,092	235,825	154,316	608,711	127,642	92,873,829
Net increase (decrease) in cash and cash equivalents	71,141,897	121,330	(2,601,401)	154,316	7,994,571	1,120,961	77,931,674
Cash and cash equivalents							
Beginning of year	178,341,521	2,885,572	5,356,665	2,747,056	6,929,475	1,917,000	198,177,289
End of year	\$ 249,483,418	\$ 3,006,902	\$ 2,755,264	\$ 2,901,372	\$ 14,924,046	\$ 3,037,961	276,108,963
Reconciliation to the Statement of Net Position							
Cash	\$ 11,741,206	\$ -	\$ 864,604	\$ -	\$ -	\$ 1,113,613	13,719,423
Cash Equivalents	237,742,212	3,006,902	1,890,660	2,901,372	14,924,046	1,924,348	262,389,540
	\$ 249,483,418	\$ 3,006,902	\$ 2,755,264	\$ 2,901,372	\$ 14,924,046	\$ 3,037,961	276,108,963

Virginia Resources Authority
Combining Schedule of Cash Flows (Continued)
Virginia Revolving Loan Fund Accounts - Water Facilities
Year Ended June 30, 2024

	Non-Pledged Accounts	Trust Estate Accounts	Agricultural Best Management Practices Account	Combined Sewer Overflow Fund Account	State Match Accounts	Administrative Fee Accounts	Total
Reconciliation of operating income (loss)							
to net cash provided by (used in) operating activities							
Operating income (loss)	18,213,379	1,745,057	305,719	(13,974,974)	608,711	2,359,348	9,257,240
Interest on investments	(23,804,382)	(2,455,392)	(597,311)	(154,316)	(608,711)	(407,676)	(28,027,788)
Interest, amortization and accretion - net	-	(6,476,835)	-	-	-	-	(6,476,835)
Effect of changes in operating assets and liabilities:							
Loans receivable	(81,044,204)	74,591,479	(2,541,947)	-	-	-	(8,994,672)
Loan interest receivable	139,457	1,833,823	(3,687)	-	-	-	1,969,593
Loan administrative fee receivable	-	-	-	-	-	296,163	296,163
Deferred charges	-	3,052,384	-	-	-	-	3,052,384
Due to other funds	386,703	-	-	-	-	(151,422)	235,281
Net cash provided by (used in) operating activities	<u><u>\$ (86,109,047)</u></u>	<u><u>\$ 72,290,516</u></u>	<u><u>\$ (2,837,226)</u></u>	<u><u>\$ (14,129,290)</u></u>	<u><u>\$ -</u></u>	<u><u>\$ 2,096,413</u></u>	<u><u>(28,688,634)</u></u>
Schedule of non-cash activities							
Change in fair value of assets	<u>\$ 6,152,267</u>	<u>\$ -</u>	<u>\$ 212,128</u>	<u>\$ -</u>	<u>\$ -</u>	<u>\$ 161,311</u>	<u>6,525,706</u>

Statement of Administrative Costs Charged to Capitalization Grant
July 1, 2023 to June 30, 2024

	DEQ	VRA	Combined
Salaries and Fringes	\$1,572,210.78	\$0.00	\$1,572,210.78
Operating Expenses	\$486,364.09	\$0.00	\$486,364.09
Professional Fees	\$0.00	\$0.00	\$0.00
Total	\$2,058,574.87	\$0.00	\$2,058,574.87
Federal Share	\$2,058,574.87	\$0.00	\$2,058,574.87
State Share	\$0.00	\$0.00	\$0.00
% of Total Federal Share	100.00%	0.00%	100.00%
% of Total State Share	0.00%	0.00%	0.00%

Cumulative Administrative Costs (FY 1988 - 2024)	\$33,847,664.66	\$8,221,322.29	\$42,068,986.95
Total Federal	\$28,069,901.52	\$6,848,767.46	\$34,918,668.98
Total State	\$4,373,504.92	\$1,372,554.83	\$5,746,059.75
% of Total Federal Share	82.93%	83.30%	83.00%
% of Total State Share	12.92%	16.70%	13.66%
% of Total Amount of Capitalization Grants, Excluding ARRA Funds			4.15%

NOTE: Fiscal Year 2008 was the last year that VRA incurred expenses were reimbursed, in part, for the Federal capitalization grant.

NOTE: Starting with the FY 2020 Capitalization grant, administrative expenses will no longer be paid with State match funds.

Report of Late Payments

VCWRLF Loan Payments Outstanding at June 30, 2024

Days Outstanding			
0-30	31-60	61-120	120+
\$ -	\$ -	\$ -	\$ -

AgBMP Loan Payments Outstanding at June 30, 2024

Days Outstanding			
0-30	31-60	61-120	120+
\$ -	\$ -	\$ -	\$ 189,916.43

CLEAN WATER REVOLVING FUND PROGRAM PORTFOLIO

Aggregate outstanding balance as of June 30, 2024, or if the loan is still in disbursement, the amount of principal advances authorized.

Exhibit 10

	Amount Outstanding	Security	% of Total	Moody's	S&P	Fitch
Abingdon, Town of	2,608,626	GO	0.16%	Aa3	AA	-
City of Alexandria, Virginia, Sanitation Authority (d/b/a AlexRenew)	214,425,332	Revenue	12.89%	-	AAA	-
Alleghany County	5,683,949	MO & Revenue	0.34%	-	-	-
Altavista, Town of	5,072,366	GO	0.30%	-	-	-
Appalachia, Town of	141,309	GO & Revenue	0.01%	-	-	-
Arlington County	76,276,607	Revenue	4.59%	Aaa	AAA	AAA *
Augusta County	816,020	MO & Revenue	0.05%	-	-	-
Augusta County Service Authority	8,497,337	Revenue	0.51%	-	-	-
Bedford Regional Water Authority	13,338,457	Revenue	0.80%	-	-	-
Berryville, Town of	6,345,000	GO & Revenue	0.38%	-	-	-
Big Stone Gap, Town of	59,013	GO & Revenue	0.00%	-	-	-
Big Stone Gap, Town of	1,238,991	Revenue	0.07%	-	-	-
Blacksburg - Virginia Polytechnic Institute Sanitation Authority	10,355,048	Revenue	0.62%	-	-	-
Blackstone, Town of	1,345,923	GO & Revenue	0.08%	-	-	-
Bluefield, City of	9,738,210	Revenue	0.59%	-	-	-
Bridgewater, Town of	610,928	GO & Revenue	0.04%	-	-	-
Broadway, Town of	5,525,466	GO	0.33%	-	-	-
BVU Authority	17,837,055	Revenue	1.07%	Aa3	-	A *
Caroline County	509,023	MO & Revenue	0.03%	Aa2	AA	- *
Charles City County	1,104,972	MO & Revenue	0.07%	-	-	-
Charlottesville, City of	2,054,705	GO	0.12%	Aaa	AAA	-
Chilhowie, Town of	1,212,941	Revenue	0.07%	-	-	-
Chilhowie, Town of	1,266,612	GO & Revenue	0.08%	-	-	-
Clarke County Sanitary Authority	1,206,001	MO & Revenue	0.07%	-	-	-
Clifton Forge, Town of	1,699,473	Revenue	0.10%	-	-	-
Coeburn, Town of	798,609	GO & Revenue	0.05%	-	-	-
Coeburn-Norton-Wise Regional Waste Water Treatment Authority	8,430,201	Revenue	0.51%	-	-	-
Colonial Beach, Town of	596,842	GO	0.04%	-	-	-
Covington, City of	12,021,422	Revenue	0.72%	-	A+	- *
Craig-New Castle Public Service Authority	168,346	Revenue	0.01%	-	-	-
Crewe, Town of	2,139,015	GO & Revenue	0.13%	-	-	-
Dickenson County Public Service Authority	114,351	MO & Revenue	0.01%	-	-	-
Exmore, Town of	3,161,523	GO & Revenue	0.19%	-	-	-
Falls Church, City of	1,398,442	GO	0.08%	Aaa	AAA	AAA
Fauquier County	5,327,100	MO & Revenue	0.32%	-	-	AAA *
Fauquier County Water and Sanitation Authority	1,070,745	Revenue	0.06%	-	-	-
Floyd - Floyd County Public Service Authority	1,159,647	MO & Revenue	0.07%	-	-	-
Fluvanna County	180,000	MO & Revenue	0.01%	-	AA	- *
Frederick-Winchester Service Authority	20,928,689	Revenue	1.26%	-	-	-
Front Royal, Town of	25,300,954	GO & Revenue	1.52%	-	-	-
Galax, City of	8,125,909	GO & Revenue	0.49%	-	-	-
Gate City Sanitation Authority	667,268	MO & Revenue	0.04%	-	-	-
Grottoes, Town of	1,230,814	GO & Revenue	0.07%	-	-	-
Hampton Roads Sanitation District	448,126,261	Senior Revenue	26.94%	Aa1	AA+	AA+
Hanover County	123,241	Revenue	0.01%	Aaa	AAA	AAA *
Harrisonburg-Rockingham Regional Sewer Authority	47,997,435	Revenue	2.89%	-	-	-
Henry County Public Service Authority	1,495,740	Revenue	0.09%	-	-	-
Hillsville, Town of	83,526	GO & Revenue	0.01%	-	-	-
Honaker, Town of	946,099	GO & Revenue	0.06%	-	-	-
Independence, Town of	379,938	GO & Revenue	0.02%	-	-	-
Kilmamock, Town of	241,505	GO & Revenue	0.01%	-	-	-
King George County Service Authority	811,243	MO & Revenue	0.05%	-	-	-
Lee County PSA	1,171,530	MO & Revenue	0.07%	-	-	-
Loudoun County Sanitation Authority (d/b/a Loudoun Water)	4,284,072	Revenue	0.26%	Aaa	AAA	AAA
Lovettsville, Town of	175,734	GO & Revenue	0.01%	-	-	-
Luray, Town of	676,012	GO & Revenue	0.04%	-	-	-
Lynchburg, City of	7,500,000	G.O.	0.45%	Aa2	AA+	AA+
Lynchburg, City of	89,826,050	Revenue	5.40%	Aa2	AA+	AA+ *
Marion, Town of	2,042,865	GO & Revenue	0.12%	-	-	-
Marion, Town of	25,700	GO	0.00%	-	-	-
Martinsville, City of	16,195,990	Revenue	0.97%	-	-	-
Maury Service Authority	2,261,060	Revenue	0.14%	-	-	-
Meadowview Biological Research	172,222	Letter of Credit	0.01%	-	-	-
Middle Peninsula Planning District Commission	2,933,664	MO & Revenue	0.18%	-	-	-
Middle Peninsula Planning District Commission	137,464	Revenue	0.01%	-	-	-
Middlesex County	4,614,369	Lease	0.28%	-	-	-
Middletown, Town of	683,476	GO & Revenue	0.04%	-	-	-
Mount Jackson, Town of	1,609,090	GO & Revenue	0.10%	-	-	-
Nelson County Service Authority	17,814,567	MO & Revenue	1.07%	-	-	-
Nelson County Service Authority	24,735	Revenue	0.00%	-	-	-
New Market, Town of	816,898	GO & Revenue	0.05%	-	-	-
Newport News, City of	5,265,978	GO	0.32%	Aa1	AA+	-
Norfolk, City of	2,071,849	GO	0.12%	Aa2	AAA	AA+
Norfolk, City of	85,557,074	Revenue	5.14%	Aa2	AAA	AA+ *
Northern Virginia Regional Park Authority	470,988	Revenue	0.03%	-	-	-
Norton, City of	454,311	GO	0.03%	-	-	-
Orange, Town of	7,478,500	GO & Revenue	0.45%	-	-	-
Pearisburg, Town of	68,755	GO & Revenue	0.00%	-	-	-
Pepper's Ferry Regional Wastewater Treatment Authority	10,582,062	Revenue	0.64%	-	-	-
Petersburg, City of	177,081	GO	0.01%	A1	A+	A+
Portsmouth, City of	2,335,131	GO	0.14%	Aa2	AA-	AA
Portsmouth, City of	3,748,553	Revenue	0.23%	Aa2	AA-	AA *
Prince William County Service Authority	129,388,112	Revenue	7.78%	Aaa	AAA	-
Pulaski, Town of	1,019,285	GO & Revenue	0.06%	-	-	-
Purcellville, Town of	8,863,629	GO & Revenue	0.53%	Aa2	AAA	AA+
Richlands, Town of	336,327	Revenue	0.02%	-	-	-
Richmond, City of	1,571,249	Revenue	0.09%	Aa1	AA+	AAA *
Richmond, City of	62,913,572	GO	3.78%	Aa1	AA+	AAA
Rivanna Water and Sewer Authority	41,328,290	Revenue	2.48%	Aa2	AA+	-
Rockbridge County Public Service Authority	2,070,351	Revenue	0.12%	-	-	-
Rural Retreat, Town of	43,056	GO & Revenue	0.00%	-	-	-

CLEAN WATER REVOLVING FUND PROGRAM PORTFOLIO

Aggregate outstanding balance as of June 30, 2024, or if the loan is still in disbursement, the amount of principal advances authorized.

	Amount Outstanding	Security	% of Total	Moodys's	S&P	Fitch
Saint Paul, Town of	1,452,791	GO & Revenue	0.09%	-	-	-
Salem, City of	11,431,342	GO	0.69%	Aa2	AA+	-
Saltville, Town of	651,812	GO & Revenue	0.04%	-	-	-
Scott County Public Service Authority	3,479,794	MO & Revenue	0.21%	-	-	-
Shenandoah County	1,766,011	MO & Revenue	0.11%	-	-	-
Southampton County	441,468	Revenue	0.03%	Aa3	AA-	*
Stafford County	2,299,218	Lease	0.14%	Aaa	AAA	AAA
Stafford County	12,891,286	Revenue	0.77%	Aaa	AAA	AAA
Stanley, Town of	74,887	GO & Revenue	0.00%	-	-	-
Staunton, City of	4,089,623	GO	0.25%	-	-	-
Strasburg, Town of	11,468,823	GO & Revenue	0.69%	-	-	-
Tappahannock, Town of	1,486,455	GO	0.09%	-	-	-
Tazewell County Public Service Authority	11,059,857	MO & Revenue	0.66%	-	-	-
Tazewell, Town of	1,569,276	GO & Revenue	0.09%	-	-	-
The Nature Conservancy	18,282,806	GO	1.10%	Aa2	AA-	-
Upper Occoquan Service Authority	9,735,679	Revenue	0.59%	Aa1	AAA	AAA
Virgilina, Town of	203,626	GO, MO & Revenue	0.01%	-	-	-
Washington, Town of	1,084,665	GO & Revenue	0.07%	-	-	-
Washington County Service Authority	4,867,295	Revenue	0.29%	-	-	-
Waynesboro, City of	1,698,895	GO	0.10%	Aa2	AA	-
Waynesboro, City of	10,595,952	Revenue	0.64%	Aa2	AA	*
Western Virginia Water Authority	33,586,914	Revenue	2.02%	-	-	-
Western Virginia Water Authority	2,495,470	MO & Revenue	0.15%	-	-	-
Western Virginia Water Authority	157,947	Bank Letter of Credit	0.01%	-	-	-
Westmoreland County	1,202,089	Lease & MO	0.07%	Aa2	AA	*
Westmoreland County	692,000	MO & Revenue	0.04%	Aa2	AA	*
Wise County Public Service Authority	2,046,613	MO & Revenue	0.12%	-	-	-
Wise County Public Service Authority	306,574	Revenue	0.02%	-	-	-
Woodstock, Town of	1,026,260	GO & Revenue	0.06%	-	-	-
Woodstock, Town of	6,123,610	GO	0.37%	-	-	-
Wythe County	3,101,183	GO	0.19%	-	-	-
Wytheville, Town of	1,459,684	GO	0.09%	-	-	-
Grand Total	1,663,533,784		100.00%			
Total Pledged Obligations	1,025,703,130		61.66%			
Total Unpledged Obligations	637,821,767		38.34%			
	\$1,663,524,897		100.00%			

* Senior most or general obligation rating listed; actual loan security may not include rated pledge

78% Percentage of Portfolio with A rated borrower

Virginia Tracking of Additional Subsidy Compliance

Loan Number	Loan Recipient	Closing Date	Total Assistance	Principal Forgiveness
2017 Grant Award - Base Capitalization Grant				
C-515594-02	Wise County PSA	6/18/2019	\$ 1,791,192.00	\$ 40,040.00
C-515611-02	Town of Gate City	1/30/2020	\$ 2,111,595.00	\$ 700,000.00
C-515626-02	Alleghany County	2/11/2020	\$ 1,324,606.00	\$ 545,000.00
C-515630-02	Scott Co PSA (Nickelsville)	7/30/2019	\$ 445,822.00	\$ 223,142.00
C-515636-02	Wise County PSA	12/18/2019	\$ 627,533.00	\$ 310,000.00
C-515661-02	Town of Marion	5/28/2020	\$ 657,621.00	\$ 94,563.00
C-515680G-02	City of Martinsville	8/7/2020	\$ 1,924,600.00	\$ 289,710.00
C-515655G-02	Middle Peninsula PDC	8/20/2020	\$ 250,000.00	\$ 75,000.00
C-515658-02	Town of Exmore	9/3/2020	\$ 300,000.00	\$ 75,159.00
C-515698	Town of Hillsville	11/9/2020	\$ 75,000.00	\$ 75,000.00
C-515646-01	City of Norfolk	11/19/2020	\$ 10,000,000.00	\$ 285,686.00
Minimum Additional Subsidy: \$2,713,300			Additional Subsidy Provided:	\$ 2,713,300.00
2018 Grant Award - Base Capitalization Grant				
C-515646-01	City of Norfolk	11/19/2020	\$ 10,000,000.00	\$ 314,314.00
C-515705	Tazewell County PSA	12/1/2020	\$ 45,000.00	\$ 45,000.00
C-515706	Bland County	12/8/2020	\$ 82,500.00	\$ 82,500.00
C-515708	Town of Abingdon	12/10/2020	\$ 75,000.00	\$ 75,000.00
C-515699	Town of Big Stone Gap	12/14/2020	\$ 75,000.00	\$ 75,000.00
C-515703	Town of Chilhowie	12/14/2020	\$ 67,500.00	\$ 67,500.00
C-515700	Town of Independence	12/21/2020	\$ 56,250.00	\$ 56,250.00
C-515702	Wythe County	1/12/2021	\$ 112,500.00	\$ 112,500.00
C-515701	Town of Saltville	1/12/2021	\$ 75,000.00	\$ 75,000.00
C-515647E-a	Town of Tazewell	1/14/2021	\$ 654,696.00	\$ 196,409.00
052020-118	Bowman Spring Valley LLC	3/1/2021	\$ 241,611.68	\$ 162,708.68
C-515697	Buchanan County PSA	3/29/2021	\$ 75,000.00	\$ 75,000.00
C-515704	Town Of Wytheville	5/5/2021	\$ 75,000.00	\$ 75,000.00
102019-055	Tazewell SWCD	6/11/2021	\$ 26,962.50	\$ 26,962.50
C-515678	Wythe County	6/23/2021	\$ 871,392.00	\$ 203,092.00
092019-135	Piedmont SWCD	6/23/2021	\$ 19,175.00	\$ 19,175.00
072019-012	Clinch River SWCD	6/23/2021	\$ 11,964.94	\$ 11,964.94
C-515709	Town of Gate City	6/24/2021	\$ 75,000.00	\$ 75,000.00
C-515707	BVUA	6/25/2021	\$ 225,000.00	\$ 225,000.00
082019-027	Halifax SWCD	6/25/2021	\$ 16,687.50	\$ 16,687.50
C-515662G	Middle Peninsula PDC	7/21/2021	\$ 200,000.00	\$ 50,106.00
092019-045	Daniel Boone SWCD	7/8/2021	\$ 13,100.00	\$ 13,100.00
092019-037	Big Walker SWCD	7/12/2021	\$ 13,500.00	\$ 13,500.00
052021-159	Scott County SWCD	7/19/2021	\$ 13,250.00	\$ 13,250.00
082019-031	New River SWCD	7/28/2021	\$ 13,350.00	\$ 13,350.00
102020-132	Sunrise Acres, Inc.	8/11/2021	\$ 440,924.00	\$ 31,221.00
012020-081B	River Bend Farms	9/29/2021	\$ 600,000.00	\$ 192,246.00
072021-170	Evergreen SWCD	10/18/2021	\$ 12,205.68	\$ 12,205.68
122019-077	Peter Francisco SWCD	11/1/2021	\$ 29,700.00	\$ 29,700.00
092019-043	Danny Wright 2019-043	11/5/2021	\$ 443,311.22	\$ 119,466.22
C-515714	Nelson County Service Authority	11/19/2021	\$ 18,538,561.00	\$ 723,994.00
102020-130	Huckleberry Farm	11/19/2021	\$ 506,013.90	\$ 82,597.48
Minimum Additional Subsidy: \$3,284,800			Additional Subsidy Provided:	\$ 3,284,800.00
2019 Grant Award - Base Capitalization Grant				
102020-130	Huckleberry Farm	11/19/2021	\$ 506,013.90	\$ 267,921.58
052020-118B	Bowman Spring Valley, LLC	12/3/2021	\$ 12,500.00	\$ 12,500.00
C-515660	HRSD Eastern Shore	1/21/2022	\$ 1,837,014.86	\$ 1,837,014.86
C-515676	Wise County PSA	1/25/2022	\$ 767,041.53	\$ 50,106.00
C-515664	City of Norfolk	1/12/2022	\$ 9,000,000.00	\$ 454,770.00
112021-184	Clinch Valley SWCD	2/16/2022	\$ 15,522.56	\$ 15,522.56
102019-059	Peaks of Otter SWCD	2/18/2022	\$ 15,500.00	\$ 15,500.00
C-515729	Town of St. Paul	2/28/2022	\$ 75,000.00	\$ 75,000.00
C-515727	Lee County PSA	2/28/2022	\$ 75,000.00	\$ 75,000.00
C-515734	Town of Cedar Bluff	2/28/2022	\$ 57,000.00	\$ 57,000.00
C-515724	Dickenson County PSA	3/2/2022	\$ 67,500.00	\$ 67,500.00

Loan Number	Loan Recipient	Closing Date	Total Assistance	Principal Forgiveness
C-515736	Smyth County	3/2/2022	\$ 75,000.00	\$ 75,000.00
C-515730	Town of Chilhowie	3/2/2022	\$ 64,125.00	\$ 64,125.00
C-515738	Town of Pennington Gap	3/8/2022	\$ 75,000.00	\$ 75,000.00
C-515732	Town of Rural Retreat	3/9/2022	\$ 75,000.00	\$ 75,000.00
C-515728	Town of Saltville	3/14/2022	\$ 75,000.00	\$ 34,840.00
Minimum Additional Subsidy: \$3,251,800			Additional Subsidy Provided:	\$3,251,800.00
2020 Grant Award - Base Capitalization Grant				
C-515728	Town of Saltville	3/14/2022	\$ 75,000.00	\$ 40,160.00
C-515731	Town of Lebanon	3/11/2022	\$ 75,000.00	\$ 75,000.00
C-515725	Town of Tazewell	3/11/2022	\$ 75,000.00	\$ 75,000.00
C-515733	Town of Richlands	3/14/2022	\$ 75,000.00	\$ 75,000.00
C-515726	Town of Marion 515726	3/14/2022	\$ 52,500.00	\$ 52,500.00
C-515737	Town of Honaker	3/15/2022	\$ 75,000.00	\$ 75,000.00
C-515735	Town of Abingdon	3/15/2022	\$ 75,000.00	\$ 75,000.00
C-515739	City of Norton	3/11/2022	\$ 75,000.00	\$ 75,000.00
C-515630-02	Scott Co PSA (Nickelsville)	4/28/2022	\$ 913,576.00	\$ 457,033.00
022022-195	Lonesome Pine SWCD	5/4/2022	\$ 2,265.00	\$ 2,265.00
C-515716	Town of Marion 515716	5/13/2022	\$ 406,658.00	\$ 21,642.00
C-515645-02	City of Covington	5/19/2022	\$ 8,268,518.00	\$ 1,712,400.00
082019-028	Southside SWCD	5/11/2022	\$ 21,406.76	\$ 19,953.00
C-515771	Middle Peninsula PDC	6/24/2022	\$ 3,000,000.00	\$ 300,000.00
C-515711E	City of Norfolk - WW	6/1/2022	\$ 6,000,000.00	\$ 196,147.00
Minimum Additional Subsidy: \$3,252,100			Additional Subsidy Provided:	\$ 3,252,100.00
2021 Grant Award - Base Capitalization Grant				
C-515711E	City of Norfolk - WW	7/25/2022	\$ 6,000,000.00	\$ 107,033.00
C-515622-02	Wise County PSA	11/17/2022	\$ 711,651.00	\$ 711,651.00
C-515648	Town of Honaker	3/30/2023	\$ 1,572,241.00	\$ 765,325.00
C-515718	Bedford Regional Water Authority	12/14/2022	\$ 12,520,000.00	\$ 632,636.00
C-515723	Westmoreland County	10/28/2022	\$ 550,000.00	\$ 27,792.00
C-515758	City of Portsmouth	3/16/2023	\$ 4,896,756.00	\$ 1,148,203.00
072021-162	ICW Farms	8/1/2022	\$ 600,000.00	\$ 113,590.53
082022-220B	Jean D. Clements	3/9/2023	\$ 19,941.78	\$ 19,941.78
102022-240	Hanover-Caroline SWCD	1/20/2023	\$ 39,599.00	\$ 39,599.00
C-515744	Wythe County	4/6/2023	\$ 1,371,930.31	\$ 906,750.00
012023-255	Shelly McCullogh/McCullogh Farms	8/21/2023	\$ 99,722.15	\$ 27,072.15
Minimum Additional Subsidy: \$3,251,800			Additional Subsidy Provided:	\$ 4,499,593.46
2022 Grant Award - Base Capitalization Grant				
062022-213	Gator Creek Farm/Joy Spidle	5/1/2023	\$ 47,784.00	\$ 19,518.37
C-515675	Scott Co. PSA	6/22/2023	\$ 551,300.00	\$ 137,825.00
C-515748	BVU Authority	6/22/2023	\$ 9,532,000.00	\$ 953,200.00
C-515575-02	Wise County PSA/Town of Pound	7/5/2023	\$ 1,800,000.00	\$ 1,800,000.00
C-515753	Wise County PSA	7/10/2023	\$ 421,203.00	\$ 421,203.00
092022-224B	William B. Humphries	7/6/2023	\$ 12,582.54	\$ 12,582.54
C-515755	Town of Marion	7/13/2023	\$ 325,860.00	\$ 44,200.00
C-515712	Town of Exmore	TBD	\$ 10,000,000.00	\$ 1,347,471.09
Minimum Additional Subsidy: \$4,736,000			Additional Subsidy Provided:	\$ 4,736,000.00
2022 Grant Award - Supplemental BIL Grant			\$36,424,000	
C-515712	Town of Exmore	TBD	\$ 10,000,000.00	\$ 1,657,828.91
C-515715E	City of Richmond	TBD	\$ 24,871,250.00	\$ 1,256,744.00
C-515679GE	City of Norfolk	TBD	\$ 11,981,864.00	\$ 605,444.00
C-515721G	City of Norfolk DPW	TBD	\$ 1,567,700.00	\$ 79,216.00
C-515740	Town of Saltville	TBD	\$ 349,800.00	\$ 262,350.00
C-515741	Town of Abingdon	TBD	\$ 3,336,800.00	\$ 2,502,600.00
C-515742	Town of Big Stone Gap	TBD	\$ 2,965,566.00	\$ 2,224,175.00
C-515743	Town of Chilhowie	TBD	\$ 2,069,974.00	\$ 1,552,481.00
C-515746	Town of Independence	TBD	\$ 1,010,840.00	\$ 758,130.00
C-515767G	City of Norfolk DPW	TBD	\$ 4,513,868.00	\$ 1,128,467.00
C-515768G	City of Lynchburg	TBD	\$ 10,000,000.00	\$ 2,500,000.00
C-515769G	City of Norfolk DPW	TBD	\$ 400,000.00	\$ 100,000.00
C-515772	BVU Authority	TBD	\$ 5,253,700.00	\$ 1,877,230.00
C-515773	Town of Lebanon	TBD	\$ 2,921,700.00	\$ 1,168,680.00

Loan Number	Loan Recipient	Closing Date	Total Assistance	Principal Forgiveness
C-515774	Town of Big Stone Gap	TBD	\$ 11,869,198.00	\$ 174,414.09
Minimum Additional Subsidy (49%):		\$17,847,760.00	Additional Subsidy Provided:	\$17,847,760.00
2023 Grant Award - Base Capitalization Grant			\$15,352,000	
C-515788	City of Richmond	TBD	\$ 8,550,000.00	\$ 427,500.00
C-515789	Buchanan County PSA	TBD	\$ 21,185,446.00	\$ 1,059,272.00
C-515790	City of Richmond	TBD	\$ 6,150,000.00	\$ 307,500.00
C-515791	Henry County PSA	TBD	\$ 5,970,100.00	\$ 298,505.00
C-515794	Washington County SA	TBD	\$ 11,381,096.00	\$ 142,264.00
C-515800	Wise County PSA	TBD	\$ 1,731,728.00	\$ 225,124.00
C-515808	City of Norton	TBD	\$ 1,526,246.00	\$ 198,412.00
C-515813	Town of Christiansburg	TBD	\$ 9,013,000.00	\$ 450,650.00
Minimum Additional Subsidy (20%):		\$3,070,400.00	Additional Subsidy Provided:	\$ 3,109,227.00
2023 Grant Award - Supplemental BIL Grant			\$42,658,000	
C-515772	BVU Authority	TBD	\$ 5,253,700.00	\$ 1,877,230.00
C-515773	Town of Lebanon	TBD	\$ 2,921,700.00	\$ 1,168,680.00
C-515774	Town of Big Stone Gap	TBD	\$ 11,869,198.00	\$ 4,523,429.00
C-515775	Town of Abingdon	TBD	\$ 9,502,000.00	\$ 3,576,550.00
C-515776	Bland County	TBD	\$ 810,000.00	\$ 324,000.00
C-515777	Town of Rural Retreat	TBD	\$ 430,224.00	\$ 172,090.00
C-515778	Buchanan County PSA	TBD	\$ 1,811,380.00	\$ 500,302.00
C-515779	Town of Chilhowie	TBD	\$ 1,248,531.00	\$ 275,162.00
C-515780	Lee County PSA	TBD	\$ 739,200.00	\$ 71,430.00
C-515781	Town of Saltville	TBD	\$ 1,476,000.00	\$ 590,400.00
C-515784	Tazewell County PSA	TBD	\$ 3,520,690.00	\$ 1,184,026.00
C-515801	Lee County PSA	TBD	\$ 14,886,859.00	\$ 1,935,292.00
C-515802	Russell County PSA	TBD	\$ 8,130,655.00	\$ 1,056,985.00
C-515807E	City of Norfolk	TBD	\$ 13,000,000.00	\$ 1,690,000.00
C-515782	Town of Marion	TBD	\$ 1,300,488.00	\$ 295,945.00
C-515783	Smyth County	TBD	\$ 500,600.00	\$ 200,240.00
C-515785	Town of St. Paul	TBD	\$ 892,300.00	\$ 356,920.00
C-515786	Town of Hillsville	TBD	\$ 1,265,000.00	\$ 506,000.00
C-515787	City of Martinsville	TBD	\$ 3,033,390.00	\$ 394,341.00
C-515797	Dickenson County PSA	TBD	\$ 1,810,094.00	\$ 203,398.00
Minimum Additional Subsidy (49%):		\$20,902,420.00	Additional Subsidy Provided:	\$20,902,420.00
2023 Grant Award - Emerging Contaminants Grant			\$4,352,000	
TBD	Upper Occoquan Service Authority	TBD	\$ 10,268,000.00	\$ 4,352,000.00
Minimum Additional Subsidy Required (100%)			\$ 4,352,000.00	
Additional Subsidy Provided			\$ 4,352,000.00	
2024 Grant Award - Base Capitalization Grant			\$16,707,000	
C-515836	Middlesex County	TBD	\$238,764.00	\$102,328.00
C-515843	Sanitary Board of Bluefield	TBD	\$1,685,537.00	\$722,372.00
C-515844	Town of Abingdon	TBD	\$1,471,050.00	\$630,450.00
C-515845	Town of Buchanan	TBD	\$1,473,600.00	\$368,400.00
C-515846	Henry County PSA	TBD	\$2,494,100.00	\$1,068,900.00
C-515851	Sussex Service Authority	TBD	\$2,765,000.00	\$1,185,000.00
C-515858	Bland County	TBD	\$2,888,200.00	\$1,237,800.00
C-515861	City of Richmond		\$30,000,000.00	\$1,500,000.00
Total			\$43,016,251.00	\$6,815,250.00
Minimum Additional Subsidy Required (20%)			\$8,603,250.20	
Additional Subsidy Authorized			\$6,361,346.00	
2024 Grant Award - Supplemental BIL Grant - \$46,541,000				
C-515854	Town of Honaker	TBD	\$489,500.00	\$1,468,500.00
C-515855	City of Norton	TBD	\$472,750.00	\$1,418,250.00
C-515857	Town of Pennington Gap	TBD	\$674,282.00	\$2,022,848.00
C-515856	Town of Gate City	TBD	\$176,000.00	\$528,000.00
C-515838	City of Portsmouth	TBD	\$4,625,645.00	\$1,982,419.00
C-515840	Authority	TBD	\$1,610,091.00	\$1,967,889.00
C-515841	City of Waynesboro	TBD	\$6,328,000.00	\$2,712,000.00
C-515850	Smyth County	TBD	\$4,436,320.00	\$1,901,280.00
C-515852	City of Danville	TBD	\$25,800,000.00	\$4,500,000.00
C-515853	Town of Kilmarnock	TBD	\$13,675,500.00	\$3,850,000.00
Minimum Additional Subsidy Required (20%)			\$11,657,617.60	
Additional Subsidy Authorized			\$22,805,090.00	

Loan Number	Loan Recipient	Closing Date	Total Assistance	Principal Forgiveness
2024 Grant Award - Emerging Contaminants Grant - \$4,391,000				
C-515839	Upper Occoquan Service Authority		\$10,268,000.00	\$4,002,000.00
C-515860	Maury Service Authority		\$350,000.00	\$350,000.00
Minimum Additional Subsidy Required (100%)			\$4,352,000.00	
Additional Subsidy Authorized (100%)			\$4,352,000.00	

Federal Financial Report

(Follow form Instructions)

1. Federal Agency and Organizational Element to Which Report is Submitted <div style="border: 1px solid black; padding: 2px; background-color: yellow;">UNITED STATES ENVIRONMENTAL PROTECTION AGENCY</div>		2. Federal Grant or Other Identifying Number Assigned by Federal Agency (To report multiple grants, use FFR Attachment) <div style="border: 1px solid black; padding: 2px; background-color: yellow;">CS-51000122-1</div>	
3. Recipient Organization (Name and complete address including Zip code) Recipient Organization Name: <div style="border: 1px solid black; padding: 2px; background-color: yellow;">COMMONWEALTH OF VIRGINIA, DEPT OF ENVIRONMENTAL QUALITY</div> Street1: <div style="border: 1px solid black; padding: 2px; background-color: yellow;">111E MAIN STREET, SUITE 1400</div> Street2: <div style="border: 1px solid black; padding: 2px; background-color: yellow;"></div> City: <div style="border: 1px solid black; padding: 2px; background-color: yellow;">RICHMOND</div> County: <div style="border: 1px solid black; padding: 2px; background-color: yellow;"></div> State: <div style="border: 1px solid black; padding: 2px; background-color: yellow;">VIRGINIA</div> Province: <div style="border: 1px solid black; padding: 2px; background-color: yellow;"></div> Country: <div style="border: 1px solid black; padding: 2px; background-color: yellow;"></div> ZIP / Postal Code: <div style="border: 1px solid black; padding: 2px; background-color: yellow;">23219-3531</div>			
4a. UEI <div style="border: 1px solid black; padding: 2px; background-color: yellow;">LWLXBA1A6NJ9</div>	4b. EIN <div style="border: 1px solid black; padding: 2px; background-color: yellow;">54-1661753</div>	5. Recipient Account Number or Identifying Number (To report multiple grants, use FFR Attachment) <div style="border: 1px solid black; padding: 2px; background-color: yellow;">90322</div>	
6. Report Type <input type="checkbox"/> Quarterly <input type="checkbox"/> Semi-Annual <input type="checkbox"/> Annual <input checked="" type="checkbox"/> Final	7. Basis of Accounting <input checked="" type="checkbox"/> Cash <input type="checkbox"/> Accrual	8. Project/Grant Period From: <div style="border: 1px solid black; padding: 2px; background-color: yellow;">7/1/22</div> To: <div style="border: 1px solid black; padding: 2px; background-color: yellow;">6/30/28</div>	9. Reporting Period End Date <div style="border: 1px solid black; padding: 2px; background-color: yellow;">6/30/24</div>
10. Transactions <i>(Use lines a-c for single or multiple grant reporting)</i> Federal Cash (To report multiple grants, also use FFR attachment): a. Cash Receipts 23,680,000.00 b. Cash Disbursements 23,680,000.00 c. Cash on Hand (line a minus b) 0.00 <i>(Use lines d-o for single grant reporting)</i> Federal Expenditures and Unobligated Balance: d. Total Federal funds authorized 23,680,000.00 e. Federal share of expenditures 23,680,000.00 f. Federal share of unliquidated obligations g. Total Federal share (sum of lines e and f) 23,680,000.00 h. Unobligated balance of Federal Funds (line d minus g) 0.00 Recipient Share: i. Total recipient share required 4,736,000.00 j. Recipient share of expenditures 4,736,000.00 k. Remaining recipient share to be provided (line i minus j) 0.00 Program Income: l. Total Federal program income earned m. Program Income expended in accordance with the deduction alternative n. Program Income expended in accordance with the addition alternative o. Unexpended program income (line l minus line m or line n)			Cumulative

11. Indirect Expense						
a. Type	b. Rate	c. Period From	Period To	d. Base	e. Amount Charged	f. Federal Share
Fixed	28.5			1,334,914.38	380,450.60	380,450.60
g. Totals:				1,334,914.38	380,450.60	380,450.60
12. Remarks: Attach any explanations deemed necessary or information required by Federal sponsoring agency in compliance with governing legislation:						
		Add Attachment	Delete Attachment	View Attachment		
13. Certification: By signing this report, I certify to the best of my knowledge and belief that the report is true, complete, and accurate, and the expenditures, disbursements and cash receipts are for the purposes and objectives set forth in the terms and conditions of the Federal award. I am aware that any false, fictitious, or fraudulent information, or the omission of any material fact, may subject me to criminal, civil or administrative penalties for fraud, false statements, false claims or otherwise. (U.S. Code Title 18, Section 1001 and Title 31, Sections 3729-3730 and 3801-3812).						
a. Name and Title of Authorized Certifying Official						
Prefix:	First Name: Sharon Woo		Middle Name:			
Last Name: Woo				Suffix:		
Title: Finance Grants Accounting Manager						
b. Signature of Authorized Certifying Official				c. Telephone (Area code, number and extension)		
Woo Sharon pjo52091 <small>Digitally signed by: Woo Sharon pjo52091 DN: CN = Woo Sharon pjo52091 OU = COV-Users, End-Users, DEQ Date: 2024.09.05 09:49:21 -04'00'</small>				804 659-2657		
d. Email Address				e. Date Report Submitted		14. Agency use only:
sharon.woo@deq.virginia.gov				9/5/24		

1. Federal Agency and Organizational Element to Which Report is Submitted <div>UNITED STATES ENVIRONMENTAL PROTECTION AGENCY</div>		2. Federal Grant or Other Identifying Number Assigned by Federal Agency (To report multiple grants, use FFR Attachment) <div>CS-51000123-0</div>	
3. Recipient Organization (Name and complete address including Zip code) Recipient Organization Name: <div>COMMONWEALTH OF VIRGINIA, DEPT OF ENVIRONMENTAL QUALITY</div> Street1: <div>111E MAIN STREET, SUITE 1400</div> Street2: <div></div> City: <div>RICHMOND</div> County: <div></div> State: <div>VIRGINIA</div> Province: <div></div> Country: <div></div> ZIP / Postal Code: <div>23219-3531</div>			
4a. UEI <div>LWLXBA1A6NJ9</div>		4b. EIN <div>54-1661753</div>	
5. Recipient Account Number or Identifying Number (To report multiple grants, use FFR Attachment) <div>90323</div>			
6. Report Type <input type="checkbox"/> Quarterly <input type="checkbox"/> Semi-Annual <input checked="" type="checkbox"/> Annual <input type="checkbox"/> Final		7. Basis of Accounting <input checked="" type="checkbox"/> Cash <input type="checkbox"/> Accrual	
8. Project/Grant Period From: <div>7/1/23</div> To: <div>6/30/30</div>		9. Reporting Period End Date <div>6/30/24</div>	
10. Transactions			Cumulative
(Use lines a-c for single or multiple grant reporting)			
Federal Cash (To report multiple grants, also use FFR attachment):			
a. Cash Receipts			
b. Cash Disbursements			
c. Cash on Hand (line a minus b)			0.00
(Use lines d-o for single grant reporting)			
Federal Expenditures and Unobligated Balance:			
d. Total Federal funds authorized			15,352,000.00
e. Federal share of expenditures			12,237,998.50
f. Federal share of unliquidated obligations			
g. Total Federal share (sum of lines e and f)			12,237,998.50
h. Unobligated balance of Federal Funds (line d minus g)			3,114,001.50
Recipient Share:			
i. Total recipient share required			3,070,400.00
j. Recipient share of expenditures			3,070,400.00
k. Remaining recipient share to be provided (line i minus j)			0.00
Program Income:			
l. Total Federal program income earned			
m. Program Income expended in accordance with the deduction alternative			
n. Program Income expended in accordance with the addition alternative			
o. Unexpended program income (line l minus line m or line n)			

11. Indirect Expense						
a. Type	b. Rate	c. Period From	Period To	d. Base	e. Amount Charged	f. Federal Share
	<input style="width: 40px;" type="text"/>	<input style="width: 40px;" type="text"/>	<input style="width: 40px;" type="text"/>	<input style="width: 80px;" type="text"/>	<input style="width: 80px;" type="text"/>	<input style="width: 80px;" type="text"/>
	<input style="width: 40px;" type="text"/>	<input style="width: 40px;" type="text"/>	<input style="width: 40px;" type="text"/>	<input style="width: 80px;" type="text"/>	<input style="width: 80px;" type="text"/>	<input style="width: 80px;" type="text"/>
g. Totals:				0.00	0.00	0.00

12. Remarks: Attach any explanations deemed necessary or information required by Federal sponsoring agency in compliance with governing legislation:

13. Certification: By signing this report, I certify to the best of my knowledge and belief that the report is true, complete, and accurate, and the expenditures, disbursements and cash receipts are for the purposes and objectives set forth in the terms and conditions of the Federal award. I am aware that any false, fictitious, or fraudulent information, or the omission of any material fact, may subject me to criminal, civil or administrative penalties for fraud, false statements, false claims or otherwise. (U.S. Code Title 18, Section 1001 and Title 31, Sections 3729-3730 and 3801-3812).

a. Name and Title of Authorized Certifying Official	
Prefix: <input style="width: 80px;" type="text"/> First Name: <input style="width: 250px;" type="text" value="Sharon"/> Middle Name: <input style="width: 150px;" type="text"/>	
Last Name: <input style="width: 350px;" type="text" value="Woo"/> Suffix: <input style="width: 80px;" type="text"/>	
Title: <input style="width: 300px;" type="text" value="Finance Grants Accounting Manager"/>	

b. Signature of Authorized Certifying Official <div style="display: flex; align-items: center; margin-top: 10px;"> <div style="flex: 1;"> Woo Sharon pjo52091 </div> <div style="font-size: 0.8em; margin-left: 10px;"> Digitally signed by: Woo Sharon pjo52091 DN: CN = Woo Sharon pjo52091 OU = COV-Users, End-Users, DEQ Date: 2024.09.05 09:52:03 -04'00' </div> </div>	c. Telephone (Area code, number and extension) <div style="border: 1px solid black; padding: 2px; margin-top: 5px; display: inline-block;">804 659-2657</div>
--	--

d. Email Address <div style="border: 1px solid black; padding: 2px; margin-top: 5px; display: inline-block;">sharon.woo@deq.virginia.gov</div>	e. Date Report Submitted <div style="border: 1px solid black; padding: 2px; margin-top: 5px; display: inline-block;">9/5/24</div>	14. Agency use only:
---	--	----------------------

CW Assistance Agreement Detail Report							
Report Date: 09/25/2024							
Report Filters: EPA Region is 03 and State in(VA) and Initial Agreement Date greater than 07/01/2023 and Initial Agreement Date less than 06/30/2024 and Assistance Type is Loan has Additional Subsidy							
Borrower Name	State Tracking Number	Initial Agreement Date	Initial Agreement Amt	Current Agreement Date	Current Agreement Amount	Current Additional Subsidy Amount	Assigned Grant Subsidy
Wise County Public Service Authority	C-515753	07/10/2023	\$421,203.00	07/10/2023	\$421,203.00	\$421,203.00	\$421,203.00
Wise County Public Service Authority	C-515575	07/10/2023	\$1,800,000.00	07/10/2023	\$1,800,000.00	\$1,800,000.00	\$1,800,000.00
Washington County Service Authority	C-515794	03/06/2024	\$2,845,274.00	03/06/2024	\$2,845,274.00	\$142,264.00	\$142,264.00
Scott County SWCD	052024-372	06/17/2024	\$19,750.00	06/17/2024	\$19,750.00	\$19,750.00	\$19,750.00
Peaks of Otter SWCD	112023-342	02/16/2024	\$17,250.00	02/16/2024	\$17,250.00	\$17,250.00	\$17,250.00
Peaks of Otter SWCD	012023-254	09/11/2023	\$17,000.00	09/11/2023	\$17,000.00	\$17,000.00	\$17,000.00
Patrick SWCD	092020-149	02/12/2024	\$12,250.00	02/12/2024	\$12,250.00	\$12,250.00	\$12,250.00
New River SWCD	022024-341	04/12/2024	\$17,400.00	04/12/2024	\$17,400.00	\$17,400.00	\$17,400.00
Marion, Town of	C-515755	07/13/2023	\$325,860.00	07/13/2023	\$325,860.00	\$44,200.00	\$44,200.00
Jaylin Farms, Inc.	072023-295	10/18/2023	\$228,157.60	10/18/2023	\$228,157.60	\$0.00	\$0.00
ICW Farms, LLC	072021-162B	05/02/2024	\$122,236.08	05/02/2024	\$122,236.08	\$122,236.08	\$122,236.08
Hanover-Caroline SWCD	092023-314	11/26/2023	\$8,331.50	11/26/2023	\$8,331.50	\$8,331.50	\$8,331.50
Exmore, Town of	C-515712	10/13/2023	\$6,012,419.00	10/13/2023	\$6,012,419.00	\$3,005,300.00	\$3,005,300.00
Evergreen SWCD	052023-282	09/13/2023	\$31,150.00	09/13/2023	\$31,150.00	\$31,150.00	\$31,150.00
Central Virginia Horse Rescue, Inc.	092022-226	09/05/2023	\$90,486.00	09/05/2023	\$90,486.00	\$45,263.00	\$45,263.00
092022-224	092022-224B	07/06/2023	\$12,582.54	07/06/2023	\$12,582.54	\$12,582.54	\$12,582.54
062023-293	062023-293	02/01/2024	\$66,715.06	02/01/2024	\$66,715.06	\$22,592.06	\$44,123.75
062022-213	062022-213B	12/11/2023	\$2,845.57	12/11/2023	\$2,845.57	\$2,845.57	\$2,845.57
012023-255	012023-255	08/23/2023	\$99,722.15	08/23/2023	\$99,722.15	\$27,072.15	\$27,072.15

CW Assistance Agreement Detail Report							
Report Date: 09/25/2024							
Report Filters: EPA Region is 03 and State in(VA) and Initial Agreement Date greater than 07/01/2023 and Initial Agreement Date less than 06/30/2024 and Assistance Type is Loan							
State	Borrower Name	State Tracking Number	EPA Tracking No	Initial Agreement Date	Initial Agreement Amt	Current Agreement Date	Current Agreement Amount
Virginia	Wise County Public Service Authority	C-515753	CW-VA-1336286	07/10/2023	\$421,203.00	07/10/2023	\$421,203.00
Virginia	Wise County Public Service Authority	C-515575	CW-VA-1336131	07/10/2023	\$1,800,000.00	07/10/2023	\$1,800,000.00
Virginia	Willow Hill Farms & Beef LLC	052023-308	CW-VA-1360149	11/06/2023	\$78,884.00	11/06/2023	\$78,884.00
Virginia	William F. Sutton Family Limited Partnership	112023-325	CW-VA-1360203	01/29/2024	\$38,999.00	01/29/2024	\$38,999.00
Virginia	William F. Sutton Family Limited Partnership	092023-311	CW-VA-1360200	01/29/2024	\$78,021.50	01/29/2024	\$78,021.50
Virginia	Westmoreland County	C-515810	CW-VA-1336878	07/28/2023	\$692,000.00	07/28/2023	\$692,000.00
Virginia	Washington County Service Authority	C-515794	CW-VA-1360265	03/06/2024	\$2,845,274.00	03/06/2024	\$2,845,274.00
Virginia	W.P. Vaughan Farms, LLC	032023-263	CW-VA-1338525	08/15/2023	\$28,500.00	08/15/2023	\$28,500.00
Virginia	Truly Blessed Homestead LLC	022023-259	CW-VA-1338527	08/16/2023	\$110,990.00	08/16/2023	\$110,990.00
Virginia	The Wild Wild Westbrooks Farm, LLC	072023-297	CW-VA-1360189	12/14/2023	\$105,536.20	12/14/2023	\$105,536.20
Virginia	Sunsup Poultry, LLC	112022-238	CW-VA-1336868	07/20/2023	\$116,152.88	07/20/2023	\$116,152.88
Virginia	Spring Rose Lane, LLC	072023-291	CW-VA-1360191	12/21/2023	\$118,155.29	12/21/2023	\$118,155.29
Virginia	Scott County SWCD	052024-372	CW-VA-1363677	06/17/2024	\$19,750.00	06/17/2024	\$19,750.00
Virginia	Peaks of Otter SWCD	112023-342	CW-VA-1362689	02/16/2024	\$17,250.00	02/16/2024	\$17,250.00
Virginia	Peaks of Otter SWCD	012023-254	CW-VA-1360106	09/11/2023	\$17,000.00	09/11/2023	\$17,000.00
Virginia	Patrick SWCD	092020-149	CW-VA-1360227	02/12/2024	\$12,250.00	02/12/2024	\$12,250.00
Virginia	New River SWCD	022024-341	CW-VA-1360286	04/12/2024	\$17,400.00	04/12/2024	\$17,400.00
Virginia	Mountain Laurel Ranch LLC	082023-309B	CW-VA-1363681	05/23/2024	\$65,381.25	05/23/2024	\$65,381.25
Virginia	Martin's Rental Properties Two, LLC	032023-261	CW-VA-1360148	11/01/2023	\$82,732.19	11/01/2023	\$82,732.19
Virginia	Marion, Town of	C-515755	CW-VA-1336287	07/13/2023	\$325,860.00	07/13/2023	\$325,860.00
Virginia	Lynchburg, City of	C-515768G	CW-VA-1360904	01/30/2024	\$10,000,000.00	01/30/2024	\$10,000,000.00
Virginia	Jaylin Farms, Inc.	072023-295	CW-VA-1360114	10/18/2023	\$228,157.60	10/18/2023	\$228,157.60
Virginia	ICW Farms, LLC	072021-162B	CW-VA-1360303	05/02/2024	\$122,236.08	05/02/2024	\$122,236.08
Virginia	Hawksbill Peak Farms, LLC	102022-233	CW-VA-1360185	12/06/2023	\$216,982.61	12/06/2023	\$216,982.61
Virginia	Hanover-Caroline SWCD	092023-314	CW-VA-1360151	11/26/2023	\$8,331.50	11/26/2023	\$8,331.50
Virginia	H and J Poultry, LLC	122022-249	CW-VA-1360111	10/02/2023	\$153,324.12	10/02/2023	\$153,324.12
Virginia	Greenfield Cattle LLC	02/13/2024	CW-VA-1360228	02/13/2024	\$178,252.48	02/13/2024	\$178,252.48
Virginia	Grazing & Grain Farm, LLC	032023-269	CW-VA-1336288	07/18/2023	\$69,000.00	07/18/2023	\$69,000.00
Virginia	Gardner Heifers	062023-288	CW-VA-1360188	12/14/2023	\$240,483.58	12/14/2023	\$240,483.58
Virginia	Exmore, Town of	C-515712	CW-VA-1360112	10/13/2023	\$6,012,419.00	10/13/2023	\$6,012,419.00
Virginia	Evergreen SWCD	052023-282	CW-VA-1360107	09/13/2023	\$31,150.00	09/13/2023	\$31,150.00
Virginia	Elam Hill Farming LLC	102022-231	CW-VA-1360146	10/26/2023	\$163,167.00	10/26/2023	\$163,167.00
Virginia	Elam Hill Farming LLC	082023-312	CW-VA-1360195	01/18/2024	\$69,500.00	01/18/2024	\$69,500.00
Virginia	Cresthaven Farms, Inc.	042023-280	CW-VA-1360324	09/12/2023	\$99,999.00	09/12/2023	\$99,999.00
Virginia	Central Virginia Horse Rescue, Inc.	092022-226	CW-VA-1360105	09/05/2023	\$90,486.00	09/05/2023	\$90,486.00
Virginia	Berkeley Plantation	082023-307	CW-VA-1360194	01/11/2024	\$476,228.00	01/11/2024	\$476,228.00
Virginia	Berkeley Plantation	032022-206	CW-VA-1360108	09/20/2023	\$150,000.00	09/20/2023	\$150,000.00
Virginia	122023-335	122023-335	CW-VA-1363151	04/29/2024	\$600,000.00	04/29/2024	\$600,000.00
Virginia	122023-332	122023-332	CW-VA-1362714	03/06/2024	\$259,253.50	03/06/2024	\$259,253.50
Virginia	122022-246	122022-246	CW-VA-1362764	03/13/2024	\$177,897.80	03/13/2024	\$177,897.80
Virginia	122022-245	122022-245	CW-VA-1336875	07/26/2023	\$226,204.55	07/26/2023	\$226,204.55
Virginia	112023-329	112023-329	CW-VA-1360224	02/01/2024	\$69,460.00	02/01/2024	\$69,460.00
Virginia	112023-327	112023-327	CW-VA-1362765	03/26/2024	\$52,076.75	03/26/2024	\$52,076.75
Virginia	112023-326	112023-326	CW-VA-1363115	03/28/2024	\$97,500.00	03/28/2024	\$97,500.00
Virginia	102023-328	102023-328	CW-VA-1363133	04/23/2024	\$171,755.95	04/23/2024	\$171,755.95

Virginia	102023-322	102023-322	CW-VA-1363117	04/04/2024	\$62,385.58	04/04/2024	\$62,385.58
Virginia	102023-320	102023-320	CW-VA-1360206	01/30/2024	\$125,273.50	01/30/2024	\$125,273.50
Virginia	102023-317	102023-317	CW-VA-1360226	02/08/2024	\$27,188.22	02/08/2024	\$27,188.22
Virginia	092023-315	092023-315	CW-VA-1360225	02/07/2024	\$75,579.35	02/07/2024	\$75,579.35
Virginia	092023-313	092023-313	CW-VA-1360197	01/24/2024	\$206,800.00	01/24/2024	\$206,800.00
Virginia	092022-224	092022-224B	CW-VA-1336285	07/06/2023	\$12,582.54	07/06/2023	\$12,582.54
Virginia	092022-224	092022-224	CW-VA-1336284	07/06/2023	\$197,042.39	07/06/2023	\$197,042.39
Virginia	092021-174	092021-174	CW-VA-1360109	09/26/2023	\$363,381.50	09/26/2023	\$363,381.50
Virginia	082023-305	082023-305	CW-VA-1360190	12/19/2023	\$159,876.28	12/19/2023	\$159,876.28
Virginia	082023-304	082023-304	CW-VA-1362805	04/01/2024	\$459,686.84	04/01/2024	\$459,686.84
Virginia	082023-302	082023-302	CW-VA-1360208	01/30/2024	\$73,180.25	01/30/2024	\$73,180.25
Virginia	082023-301	082023-301	CW-VA-1362767	04/02/2024	\$59,748.47	04/02/2024	\$59,748.47
Virginia	072023-296	072023-296	CW-VA-1362684	02/27/2024	\$74,441.29	02/27/2024	\$74,441.29
Virginia	072023-294	072023-294	CW-VA-1360144	10/18/2023	\$106,749.03	10/18/2023	\$106,749.03
Virginia	072019-008	072019-008	CW-VA-1363598	05/23/2024	\$203,383.72	05/23/2024	\$203,383.72
Virginia	062023-293	062023-293	CW-VA-1360223	02/01/2024	\$66,715.06	02/01/2024	\$66,715.06
Virginia	062023-290	062023-290	CW-VA-1360268	04/09/2024	\$161,000.00	04/09/2024	\$161,000.00
Virginia	062022-213	062022-213B	CW-VA-1360187	12/11/2023	\$2,845.57	12/11/2023	\$2,845.57
Virginia	052023-289	052023-289	CW-VA-1360110	09/28/2023	\$167,046.00	09/28/2023	\$167,046.00
Virginia	052023-285	052023-285	CW-VA-1363120	04/17/2024	\$96,645.14	04/17/2024	\$96,645.14
Virginia	052023-281	052023-281	CW-VA-1362763	03/04/2024	\$59,862.50	03/04/2024	\$59,862.50
Virginia	052023-279	052023-279	CW-VA-1336871	07/25/2023	\$38,663.96	07/25/2023	\$38,663.96
Virginia	042024-357	042024-357	CW-VA-1363675	06/05/2024	\$40,993.96	06/05/2024	\$40,993.96
Virginia	042023-276	042023-276	CW-VA-1360150	11/15/2023	\$244,279.32	11/15/2023	\$244,279.32
Virginia	042023-274	042023-274	CW-VA-1360192	10/20/2023	\$692,700.31	10/20/2023	\$692,700.31
Virginia	042023-273	042023-273	CW-VA-1336383	07/25/2023	\$134,610.57	07/25/2023	\$134,610.57
Virginia	042022-204	042022-204	CW-VA-1336268	07/06/2023	\$53,980.45	07/06/2023	\$53,980.45
Virginia	042021-153	042021-153	CW-VA-1360113	10/18/2023	\$153,485.90	10/18/2023	\$153,485.90
Virginia	032024-352	032024-352	CW-VA-1363579	05/14/2024	\$89,003.43	05/14/2024	\$89,003.43
Virginia	032023-271	032023-271	CW-VA-1360229	02/20/2024	\$215,402.00	02/20/2024	\$215,402.00
Virginia	032023-266	032023-266	CW-VA-1360186	12/06/2023	\$218,000.00	12/06/2023	\$218,000.00
Virginia	032023-264	032023-264	CW-VA-1360147	10/31/2023	\$42,853.72	10/31/2023	\$42,853.72
Virginia	032021-148	032021-148	CW-VA-1362688	03/04/2024	\$353,094.74	03/04/2024	\$353,094.74
Virginia	022024-346	022024-346	CW-VA-1363676	06/12/2024	\$87,847.48	06/12/2024	\$87,847.48
Virginia	022024-345	022024-345	CW-VA-1363134	04/25/2024	\$115,219.80	04/25/2024	\$115,219.80
Virginia	022024-344	022024-344	CW-VA-1363152	05/13/2024	\$65,680.00	05/13/2024	\$65,680.00
Virginia	022024-343	022024-343	CW-VA-1363588	05/21/2024	\$26,328.00	05/21/2024	\$26,328.00
Virginia	022023-260	022023-260	CW-VA-1360184	12/04/2023	\$219,772.50	12/04/2023	\$219,772.50
Virginia	012024-338	012024-338	CW-VA-1363118	04/03/2024	\$348,500.00	04/03/2024	\$348,500.00
Virginia	012023-283	012023-283	CW-VA-1360104	08/29/2023	\$18,257.81	08/29/2023	\$18,257.81
Virginia	012023-270	012023-270	CW-VA-1336289	07/18/2023	\$75,000.00	07/18/2023	\$75,000.00
Virginia	012023-255	012023-255	CW-VA-1339184	08/23/2023	\$99,722.15	08/23/2023	\$99,722.15
Virginia	012023-252	012023-252	CW-VA-1336272	07/06/2023	\$318,536.39	07/06/2023	\$318,536.39
Virginia	012003-198	123456	CW-VA-1338826	08/02/2023	\$55.00	08/02/2023	\$55.00



Virginia Clean Water Financing and Assistance Program

Southwest Virginia Pilot Program

Exhibit 14

Overview

DEQ's Clean Water Financing and Assistance Program (CWFAF) is offering loan forgiveness to localities in Southwest Virginia to address critical wastewater infrastructure challenges through a new pilot program. Localities within DEQ's Southwest Regional Office boundary are encouraged to apply. These are the counties of Bland, Buchanan, Carroll, Dickenson, Grayson, Lee, Russell, Scott, Smyth, Tazewell, Washington, Wise, Wythe and the cities of Bristol, Galax and Norton.

This pilot program will use financial incentives to fund these types of critical projects: sewer system evaluation surveys, inflow and infiltration (I/I) studies, collection system repair projects to reduce I/I and/or sanitary sewer overflows (SSO), and projects that eliminate straight pipe, gray water, and discharges of partially treated wastewater to surface waters in the region. In addition to improving and protecting water quality, the program will foster asset management and promote fiscal sustainability.

This pilot program is especially important to Southwest Virginia, in which many localities have difficulty funding certain types of projects that do not increase revenue streams. In addition to demographic challenges, the region is home to several ecologically important watersheds like the Clinch, Powell and Holston River Watersheds. These river systems support the highest number of rare and imperiled fish and freshwater mussel species in North America, and provide a critical water supply for several communities in Southwest Virginia.

Phase 1

Goal: Reduce inflow and infiltration and eliminate sanitary sewer overflows

Sewer system evaluation surveys and collection system repairs are necessary to reduce I/I that cause sanitary sewer overflows. In addition to SSOs, I/I can adversely affect hydraulic capacity in wastewater treatment plants and cause permit violations. Collection system rehabilitation projects contribute to lower operational costs and reduced environmental and public health impacts in the communities where these projects are undertaken. Through Phase 1 of the pilot program DEQ will:

- Fund sanitary sewer evaluation study (SSES) and collection system repairs to reduce I/I, eliminate SSOs and reduce hydraulic overload in wastewater treatment plants.
- Encourage applications using incentives of principal forgiveness and favorable loan terms.

Steps to Participate Phase 1 Step 1

1. Political subdivision (county/city/service authority) submits application to fund SSES if initial screening criteria show one or more of the following:
 - a. Under current enforcement action for violation of 95% flow policy as stated in the VPDES permit for the facility
 - b. Flows exceeding 125 gpcd during periods of high groundwater
 - c. Flows exceeding 275 gpcd during precipitation events
 - d. Multiple reported rainfall-induced SSOs in six months prior to application submittal
2. DEQ-CWFAF reviews application and determines if minimum criteria are met

3. DEQ-CWFAP closes loan or funding agreement (assuming financial capability is met) and provides up to 75% principle forgiveness for SSES (study and report). Recipient provides 25% match (using cash, other agency grant, or VCWRLF loan) and has 18 months from loan closing to complete SSES.
4. Applicant submits SSES report (with Asset Management Plan, cost-effective analysis, and list of priority repairs) to DEQ for review.
5. DEQ and the applicant meet to discuss the SSES report, outcomes and recommendations and determine list of highest priority repairs.

Steps to Participate Phase 1 Step 2

6. Political subdivision (county/city/political subdivision) submits application for highest priority repairs as determined by DEQ (1st solicitation or cycle after SSES review meeting).
7. DEQ-CWFAP closes loan (assuming financial capability is met) and provides up to 50% principal forgiveness to address highest priority repairs as determined by DEQ and based upon availability of principal forgiveness funds.
8. Applicant completes repair work within 15 months of loan closing.
9. Applicant has or develops sewer use ordinance that prohibits connections to the sanitary sewer system from stormwater sources such as downspouts, basement drains, yard drains, conveyance systems (drop inlets, catch basins, etc.) and DEQ approves before final disbursement.

Expected Outcomes

- Recipients are expected to report all sanitary sewer overflows (SSOs). This demonstrates the existence of SSOs. Communities with reported rainfall-induced SSOs will get priority funding over those who do not report.
- Applicants conduct SSES that culminates in a report to include:

Report and Analysis

- a. I/I amounts
- b. Hydraulic analysis (if warranted)
- c. Cost-effective analysis
- d. Rehabilitation plan by priority phases (an outline is sufficient)
- e. Up-to-date maps (GIS if available) that show collection system and deficiency locations
- f. Basic Asset Management Plan (AMP) – AMP requirements listed below
- g. Priority list of repairs (SSES priority list can be used as basis for next CWSRF loan application). This can be in the form of a Capital Improvements Plan and utilize information from AMP.

Asset Management Plan

- a. Inventory of collection system
- b. Age of inventoried units
- c. Useful life, and remaining useful life
- d. Current value (depreciated value of the asset)
- e. Present cost (value of the asset today if it is replaced)
- f. Replacement cost (expected cost when the life of the asset expires)
- g. Projected revenues, expenses, and change in net position

For more information about the program, please contact DEQ Regional Project Manager Allen Cornett at James.Cornett@DEQ.Virginia.gov or (276) 676-4813.

Applicant		Loan Amount	Rate	Loan Term in Years	Principal Forgiveness			Estimated Closing Date
Standard Projects					Total Principal Forgiveness	Capitalization Grant	BIL	
1	Town of Honaker	\$1,958,000.00	0.0%	30 Years	\$1,468,500.00	\$0.00	\$1,468,500.00	Fall 2024
2	City of Norton	\$1,891,000.00	0.0%	30 Years	\$1,418,250.00	\$0.00	\$1,418,250.00	Fall 2024
3	Town of Pennington Gap	\$2,697,130.00	0.0%	30 Years	\$2,022,848.00	\$0.00	\$2,022,848.00	Fall 2024
4	Town of Gate City	\$704,000.00	0.0%	30 Years	\$528,000.00	\$0.00	\$528,000.00	Fall 2024
5	Middlesex County	\$341,092.00	0.5%	25 Years	\$102,328.00	\$102,328.00	\$0.00	Fall 2024
6	City of Portsmouth	\$6,608,064.00	0.5%	25 Years	\$1,982,419.00	\$0.00	\$1,982,419.00	Winter 2024
7	Upper Occoquan Service Authority	\$10,268,000.00	0.0%	20 Years	\$10,268,000.00	\$0.00	\$10,268,000.00	Winter 2024
8	Tazewell County Public Service Authority	\$3,577,980.00	0.5%	30 Years	\$1,967,889.00	\$0.00	\$1,967,889.00	Summer 2024
9	City of Waynesboro	\$9,040,000.00	0.5%	30 Years	\$2,712,000.00	\$0.00	\$2,712,000.00	Summer 2024
10	Prince William County Service Authority	\$20,000,000.00	PR	30 Years	\$0.00	\$0.00	\$0.00	Summer 2024
11	Sanitary Board of Bluefield	\$2,407,909.00	0.5%	25 Years	\$722,372.00	\$722,372.00	\$0.00	Fall 2024
12	Town of Abingdon	\$2,101,500.00	0.5%	25 Years	\$630,450.00	\$630,450.00	\$0.00	Fall 2024
13	Town of Buchanan	\$1,842,000.00	0.5%	25 Years	\$368,400.00	\$368,400.00	\$0.00	Summer 2024
14	Henry County Public Service Authority	\$3,563,000.00	0.5%	25 Years	\$1,068,900.00	\$1,068,900.00	\$0.00	Winter 2024
15	BVU Authority	\$7,294,000.00	PR	25 Years	\$0.00	\$0.00	\$0.00	Fall 2024
16	Smyth County	\$6,337,600.00	0.5%	25 Years	\$1,901,280.00	\$0.00	\$1,901,280.00	Winter 2025
17	Sussex Service Authority	\$3,950,000.00	0.5%	25 Years	\$1,185,000.00	\$1,185,000.00	\$0.00	Summer 2024
18	City of Danville	\$15,000,000.00	PR	25 Years	\$4,500,000.00	\$0.00	\$4,500,000.00	Winter 2025
19	Town of Kilmarnock	\$7,000,000.00	0.5%	30 Years	\$3,850,000.00	\$0.00	\$3,850,000.00	Spring 2024
20	Bland County	\$4,126,000.00	0.5%	30 Years	\$1,237,800.00	\$1,237,800.00	\$0.00	Winter 2025
21	County of Greene	\$13,400,000.00	PR	25 Years	\$0.00	\$0.00	\$0.00	Spring 2025
22	Maury Service Authority	\$350,000.00	0.0%	20 Years	\$350,000.00	\$0.00	\$350,000.00	Spring 2024
23	City of Richmond	\$30,000,000.00	0.5%	30 Years	\$1,500,000.00	\$1,046,096.00	\$453,904.00	Spring 2024
	Standard Project Subtotal	\$154,457,275						
Green Reserve								
24	Hampton Roads Sanitation District	\$30,000,000.00	PR	25 Years	\$	- \$	- \$	Winter 2024
	Green Reserve Project Subtotal	\$30,000,000.00						
			Total Principal Forgiveness	\$39,784,436.00	\$6,361,346.00	\$33,423,090.00		
Total All Projects		\$184,457,275.00						
Administration		\$2,058,574.87						
Technical Assistance		\$0.00						
Total All Projects & Administration		\$186,515,849.87						
CR = Ceiling Rate								