



NEW JERSEY ENVIRONMENTAL INFRASTRUCTURE FINANCING PROGRAM

Proposed Clean Water
Priority System, Intended Use
Plan, and Project Priority List
for

Federal Fiscal Year 2024

State Fiscal Year 2025

CWSRF Base

CWSRF General Supplemental

CWSRF Emerging Contaminants



New Jersey Department of Environmental Protection
Water Resource Management

December 2023

Table of Contents

Contents

Executive Summary4

Highlights for SFY 2025!6

Enhanced Assistance for Disadvantaged Communities (DACs)..... 6

45-Year Loan Terms for CSO Projects..... 6

Climate Change & Resilience 6

Updated Program Application Guidance and Resources7

Build America Buy America (BABA).....7

Program Description8

Program Goals..... 8

Short-Term and Long-Term Loans..... 8

Application..... 9

Loan Awards..... 9

DEP & I-Bank Fee..... 9

Use of Water Infrastructure Finance and Innovation Act (WIFIA) Funds 10

Interest Subsidy Loans 10

Source and Use of Funds..... 10

American Rescue Plan Act (ARPA) Funds 11

Bipartisan Infrastructure Law (BIL) Funds 11

Borrower Eligibility 12

Project Eligibility 12

Planning and Emergency 16

Technical Assistance & Principal Forgiveness (PF) for Disadvantaged Communities (DACs)..... 17

Funding packages.....18

Principal Forgiveness Funds 18

SFY25 Funding Packages and PF Opportunities..... 19

Base CWSRF 19

Enhanced Base CWSRF..... 19

Sewer Overflow and Stormwater Reuse Grant (OSG) Program CWSRF Loans 19

Affordability Criteria..... 21

Combined Sewer Overflows (CSOs)..... 22

Water Quality Restoration..... 25

Emerging Contaminants 26

Energy and Water Efficiency 27

Stormwater Resilience (ARPA).....	28
Brownfield Redevelopment (Conduit/Public Private Partnership)	29
Landfill Construction with a Water Quality Benefit	29
Sandy Relief.....	29
Pinelands Infrastructure Trust Financing Program	29
Sponsors under state supervision.....	30
Supplementary Information	31
Financial Relationships between the CWSRF and DWSRF.....	31
Additional SRF Provisions.....	31
Appendix 1: Clean Water Priority System Ranking Methodology	33
Project Priority List — General Information.....	33
Ranking Methodology.....	33
A. Sustainable Community Planning Activities.....	34
B. Project Discharge Category Points.....	34
C. Water Use/Water Quality Points.....	37
D. Smart Growth Approvals	38
E. Environmental Justice Economic Overburdened Community Criteria.....	38
F. Population Points	39
G. Established Local Employment Program	39
Appendix 2: Clean Water Affordability Criteria	40
Appendix 3: Clean Water Project List (Combined - CWSRF Base, CWSRF General Supplemental, CWSRF Emerging Contaminants)	44
Appendix 4: Clean Water Project Description List	74



Camden County Municipal Utilities Authority Clean Water Project



Executive Summary

To qualify for annual State Revolving Fund (SRF) capitalization grants from US Environmental Protection Agency (USEPA), the New Jersey Water Bank (NJWB), a partnership between the New Jersey Department of Environmental Protection (DEP or the Department) and the New Jersey Infrastructure Bank (I-Bank), must develop the Clean Water Intended Use Plan (IUP) document. The IUP provides information on how funds available through the Water Bank will be used to provide financial assistance for clean water projects and identifies State policies governing funding awards. Each Federal Fiscal Year (FFY) and corresponding State Fiscal Year (SFY) the Department develops the Clean Water IUP to reflect policy and program changes, available funds, and current funding packages. For FFY 2024 and SFY 2025, a Summary of Available Funding Packages is provided in the following table:

Summary of Funding Package Details

Clean Water Funding Packages	PF Share	PF Cap per Applicant	Projected PF Available	DEP Share (Loan w/ PF)	I-Bank Share
CSO LTCP ARPA Projects ¹	80%	No Cap	\$2M	90%	10%
CSO Abatement	50%	\$5M	\$30M ⁵	75%	25%
CSO Abatement/ Affordability Criteria	100% ³	\$7M-\$8M ⁴	\$50M ⁵	75% Min	25% Max
Water Quality Restoration	50%	\$2.5M	\$10M	75%	25%
Affordability Criteria	100% ³	\$2M - \$3M ⁴	\$48M	75% Min	25% Max
Energy and Water Efficiency Projects	50%	\$2M	\$20M	75%	25%
Overflow and Stormwater Grant (OSG) CW SRF PF Loans ²	20%	\$2M	\$2M	20%	-
Stormwater Resilience	80%	No Cap	\$10M	90% Min	10% Max
Emerging Contaminants	100% ³	\$10M	\$18 M	75% Min	25% Max
Base CWSRF	-	-	-	50%	50%
Enhanced Base CWSRF	-	-	-	75%	25%
Brownfield Redevelopment (Conduit/PPP)	-	-	-	25%	75%

1. When CSO LTCP ARPA principal forgiveness funds are exhausted, applicants may access financing available under other applicable CWSRF principal forgiveness and funding categories
2. OSG CW SRF PF Loans will be awarded to CWSRF projects that receive an Overflow and Stormwater Grant (OSG). The OSG will cover 80% of the project costs (project costs capped at \$2 million) and the OSG CW SRF PF Loan will cover 20% of the project costs. Disadvantaged Communities are eligible to receive OSG grant funding for up to 100% of eligible project costs. Costs in excess of \$2 million may be eligible for funding and PF under the CSO Abatement or CSO Abatement/Affordability Criteria categories.
3. The first \$7-\$8 million of CSO Abatement/Affordability projects, the first \$2-\$3 million of Affordability Criteria projects, and the first \$2 million of Emerging Contaminants project will receive 100% principal forgiveness to the extent principal forgiveness funds are available.
4. PF Caps for Affordability and CSO Abatement Affordability are tiered by Affordability Score.
5. \$5M set aside for CSO Green Infrastructure Projects

Highlights for SFY 2025!

Enhanced Assistance for Disadvantaged Communities (DACs)

Applicants meeting the Affordability Criteria are eligible to participate in the Technical Assistance Program for Clean Water. The program has developed additional resources for Disadvantaged Communities participating in this program:

- Participating sponsors are now eligible to receive up to \$2 million in PF for planning and design loans on the condition that they will be moving forward with a clean water capital improvement project.
- Participating sponsors will also be guaranteed at least \$2 million in PF or the best available funding package for their capital improvement project at the time of loan certification.

To learn more, see the [Technical Assistance & Principal Forgiveness \(PF\) for Disadvantaged Communities Section](#).

The NJWB has also developed tiered Affordability funding packages for SFY25 to provide additional financial assistance to the most disadvantaged communities and has created an Enhanced Base CWSRF funding package for applicants who do not meet the Affordability Criteria but are below the state average MHI. New funding packages are as follows:

- Tier AC2 CSO Affordability and Affordability Packages maintain generous principal forgiveness for sponsors with an Affordability Score of 66 to 80.
- Tier AC1 CSO Affordability and Affordability Packages provide additional principal forgiveness caps for sponsors with an Affordability Score of 65 or below.
- Sponsors with Affordability Scores of 100 and under are eligible for the Enhanced Base CWSRF Package which consists of loan funding equivalent to 75% DEP loan and 25% I-Bank's AAA Market Rate financing up to \$20 million.

45-Year Loan Terms for CSO Projects

New Jersey finds itself at a significant juncture, where the implementation of huge environmental infrastructure improvement projects, particularly for Combined Sewer Overflow abatement projects (CSOs), coincides with ever-increasing project construction and materials costs and delays. This confluence creates a serious affordability problem particularly for the disadvantaged and marginalized communities in the State that are most often impacted by the need for these projects. The Water Bank is addressing the issue of affordability with financing program innovations which include a low-cost, short-term construction loan program, utilization of the WIFIA Loan Program, prioritized ranking, lower loan rates for CSO projects, and the dedication of federal ARPA funds to increase principal forgiveness opportunities for CSO projects within communities that meet the Department's Affordability Criteria. EPA has approved extended term financing to CSO projects for up to 45 years and projects financed with proceeds of a WIFIA loan with a term up to 35 years. Offering extended term financing for these projects addresses affordability concerns by reducing each repayment amount.

Climate Change & Resilience

New Jersey is already experiencing many of the impacts of climate change such as increasing temperatures, rising sea levels, and more frequent and intense storms. The Department is working to prioritize and fund climate change resilience through the New Jersey Water Bank with new funding incentives and incorporation of resilience into the project planning and design process.

- Projects implementing climate resilience measures will receive an additional 100 priority points if the resilience components represent a significant amount of the overall project activities. Resilience measures for wastewater, and stormwater infrastructure projects must apply the best available and most geographically relevant climate information, projections, and standards.
- To further the goal of reducing greenhouse gas emissions, the Department will set aside \$20 million in principal forgiveness for borrowers implementing projects that address water or energy efficiency (capped at \$2 million per applicant) as defined in [USEPA's Green Project Reserve Guidance](#). Projects that implement green infrastructure, water, or energy efficiency improvements (including projects that are designed to reduce greenhouse gas emissions) will receive an additional 50 priority points if the green components represent a significant amount of the overall project activities.
- For SFY25, the Department is authorized to dedicate \$10 million of American Rescue Plan Act (ARPA) funds to finance priority stormwater management capital improvement projects, aimed at improving infrastructure and enhancing community resilience. A significant focus of these projects is the utilization of green infrastructure technology and nature-based solutions, particularly in overburdened communities. The primary objectives are to mitigate localized flooding and enhance the ecological health of waterways, goals that have gained urgency due to delays caused by the public health emergency. There are over 20 projects currently on the Project Priority List, estimated at over \$200 million, which meet the eligibility criteria.
- The Department has published "[Building Resilient Water Infrastructure, Climate Change Resilience Guidance for New Jersey's Clean Water & Drinking Water State Revolving Funds](#)" on the WIIP website. This document establishes climate impact standards to assess resilience of project alternatives and include details required elements for new projects seeking State funding through the Water Bank, beginning SFY 2024. The guidance is informed by data in the following reports and documents:
 - [2020 New Jersey Scientific Report on Climate Change](#)
 - [Sea Level Rise Guidance for New Jersey](#)
 - [State of New Jersey Climate Change Resilience Strategy](#)

Updated Program Application Guidance and Resources

The NJWB has begun transforming its public facing content, including its website, guidance, and IUPs to be more user friendly and include all up to date information about the program. [The Water Infrastructure Investment Plan website](#) now includes information about the NJWB's application and review process and BIL financing, including the [Spending Dashboard](#), which shows a breakdown of funding sources and investments administered for Fiscal Year 2023 onwards. The NJWB has also developed a comprehensive [SRF Applicant Guidance](#) to assist applicants with program navigation with a step-by-step Program Pathway that explains the process of financing from conception to review to long-term loan closing. The Department will continue to update and modernize its [guidance and forms](#) on its WIIP website.

Build America Buy America (BABA)

Congress passed BABA in 2021 concurrently with the BIL. For SRF recipients, BABA expands existing American Iron and Steel (AIS) domestic preference requirements to include construction materials and manufactured products. The Department recognizes this is a new and complex provision, and we will work closely with project sponsors and the USEPA to provide appropriate guidance, technical assistance, and training. In SFY 2024, the NJWB sponsored a USEPA BABA webinar, which can be found on the [Water Infrastructure Investment Plan \(WIIP\) website](#). The NJWB expects to continue similar technical assistance efforts for BABA.

USEPA BABA Guidance (<https://www.epa.gov/cwsrf/build-america-buy-america-baba>)

Program Description

Program Goals

Short-term:

- Provide funding to needed, construction ready, highly ranked water quality improvement projects.
- Incorporate resilience guidance using the best available and most geographically relevant climate information, projections, and standards in evaluating the technical, environmental, and financial feasibility of proposed projects.
- Provide CWSRF financial incentives and technical assistance to disadvantaged communities with the goal of meeting the Justice40, government-wide initiative to facilitate the delivery of 40 percent of overall benefits of relevant federal investments to disadvantaged communities.

Long-term:

- Provide capital for clean water infrastructure renewal to protect public health and the environment for multiple generations of New Jersey citizens;
- Continue serving as the Garden State's premier source of environmental infrastructure financing through self-sustaining, efficient, and transparent programs;
- Establish and efficiently manage a permanent source of funding for clean water infrastructure projects;
- Provide project financing at a much lower cost than program participants could achieve individually thereby passing substantial savings on to New Jersey taxpayers and rate payers; and
- Increase access to capital markets for those participants that find it difficult or expensive on their own, due to lower credit ratings or a lack of familiarity with debt financing.

Short-Term and Long-Term Loans

All projects are encouraged to secure short-term loans at the time of execution of an engineering design contract for the entirety of the project (planning, design, and construction). Funding will be committed upon certification of each operable segment and satisfaction of the NJWB's credit worthiness standards. Such loans are currently available for terms of up to 5 full fiscal years. At the time a project is at or near construction completion, long-term financing will be issued. For short-term loans issued upon certification of engineering contracts, long-term financing terms are established consistent with the IUP operative at the time of certification of the construction contract. For short-term loans issued at the time of certification of construction contracts, long-term financing terms are established consistent with the IUP operative at the time of short-term loan closing. For applicants financing the cost of construction through non-Water Bank sources or self-funding, long-term financing terms are established consistent with the IUP operative at the time of the long-term loan closing.

Loan Issues Upon	Applicable Financing Term Year
Certification of engineering contract	Date of certification of construction contract*
Certification of construction contract	Date of construction loan closing

*If a project has multiple operable segments, various financing year terms may apply to a single project loan which are set at the time of each contract certification. An operable segment is a project component that is capable of independent operation and testing.

Application

All applications are submitted on the H2LOans website (<https://www.h2loans.com/home>). For security reasons, the project sponsor's authorized official will need to call the I-Bank at 609-219-8601 to create an H2LOans account. The authorized official can then designate a project manager (authorized representative) to submit required information. Rolling applications are accepted any time of the year.

H2LOans Tutorial Video (https://www.youtube.com/watch?v=UgDDV_SyqL0)

Loan Awards

Loan awards for new projects will be made in SFY25 in accordance with N.J.A.C. 7:22-3, 4, 5, and 9 (<http://www.nj.gov/dep/dwq/722.htm>). The loan term will generally be 30 years and in some project circumstances, the Water Bank may consider loan terms of up to 45 years for combined sewer overflow (CSO) projects. In either case, the loan term cannot exceed the useful life of the project.

Local government units are required to meet the technical, administrative, and environmental provisions of the rules of the Department and the I-Bank (N.J.A.C. 7:22-3, 4, 5, 8, 9, and 10 <http://www.nj.gov/dep/dwq/722.htm>). Disbursement and loan repayment provisions must be consistent with the rules.

DEP & I-Bank Fee

In accordance with the USEPA Policy on Fees Charged on Assistance Provided Under the SRF Programs, states must disclose information regarding the assessment and use of any fees associated with SRF activities that are passed on to the program participants. In New Jersey, the Department reserves 0.5% of the CWSRF loan portfolio to cover a portion of the administrative costs of the program. In addition, the annual legislation for the SFY 2006 Program established a "Department Loan Origination Fund" that is administered by the I-Bank. The Department now has a stable fixed fee of 2% of the project costs. No SRF funding is involved in the Department's loan origination fee. The Department's loan origination fee is not included in the principal amount of the CWSRF loan and is accounted for separately.

The I-Bank's loan is issued at the same market interest rate as the I-Bank obtains from the sale of its bonds. Rather than bonding for the eligible closing costs associated with each financing, the I-Bank charged the borrowers a one-time charge of 0.1% of the principal I-Bank loan amount to partially cover the costs associated with that particular series' bond issuance expenses. These costs include such activities as: bond counsel, financial advisor, rating agencies, printing and publishing of the Notice of Sale, the Preliminary Official Statement, the Official Statement, and other costs related to the I-Bank's bond sale. In addition, the I-Bank will charge long-term SFY 2025 Borrowers an administrative fee of up to 0.17% per annum on the total original loan amount. This fee will be uniformly applied annually to all Borrowers receiving loans in the SFY 2025 Financing Program for the duration of each loan. Administrative fees of .15% of the total original loan amount collected from Borrowers of all financing program years may be utilized to fund the I-Bank's activities as enumerated in the SFY 2025 operating budget, or provide loans, credit collateral, or match funds for the Program as appropriate or needed. The balance of the administrative fees collected (up to .02% of total original loan amount) shall be set aside and dedicated to assist communities that meet the environmental justice economic overburdened community or Affordability Criteria with early technical assistance to develop and support the success of capital projects. The I-Bank's annual administrative fee is not included in the principal amount of the loan and is held in an account outside of the SRF. Changes to the I-Bank's fee annual structure is subject to all applicable approvals and publication in the SFY 2025 Financial Plan in May of 2024.

Use of Water Infrastructure Finance and Innovation Act (WIFIA) Funds

The I-Bank intends to use WIFIA loan funds in lieu of a portion of the funds the I-Bank would otherwise secure through the issuance of tax-exempt bonds. Use of WIFIA loan funds offers several potential advantages over tax-exempt bonds, including lower interest rates, call options, and structuring flexibility. All borrowers in the pool of projects financed with WIFIA loan funds would still receive a long-term loan package with a blended interest rate no greater than if the I-Bank used its AAA market rate bonds for its portion of project financing as described in the applicable IUP.

Interest Subsidy Loans

In addition to the WIFIA funds discussed above, the I-Bank may also leverage a portion of funds appropriated to the Department to create additional SRF savings for the Department by blending the appropriated funds into loan packages for the I-Bank’s portion of project financing. All borrowers receiving these appropriated funds in their loan packages would still receive a long-term loan package with a blended interest rate no greater than if the I-Bank used its AAA market rate bonds for its portion of project financing as described in the applicable IUP.

Source and Use of Funds

SFY24 Financing Program		SFY25 Financing Program	
Anticipated Sources:		Anticipated Sources:	
Funds Available from prior years	\$762M	Funds Available from prior years	\$398M
Repayments from prior years' loans	\$109M	Repayments from prior years' loans	\$109M
FFY23 CWSRF Grant	\$27M	FFY24 CWSRF Grant	\$27M
State Match for FFY23 CWSRF Grant	\$6M	State Match for FFY24 CWSRF Grant	\$6M
FFY23 CW BIL GEN Grant	\$84M	FFY24 CW BIL GEN Grant	\$91M
State Match for FFY23 BIL Grant	\$9M	State Match for FFY24 CW BIL Grant	\$19M
FFY23 CW BIL EC Grant	\$9M	FFY24 CW BIL EC Grant	\$9M
Subtotal:	\$1,006M	Subtotal:	\$659M
Anticipated I-Bank Share	\$287M	Anticipated I-Bank Share	\$228M
		ARPA Allocation	\$10M
Total Program Sources:	\$1,293M	Total Program Sources:	\$897M
Anticipated Uses:		Anticipated Uses:	
Projects Financed in SFY24	\$895M	Projects to be Financed in SFY25	\$650M
Total Program Uses:	\$895M	Total Program Uses:	\$650M

American Rescue Plan Act (ARPA) Funds

New Jersey's SFY 2023 budget allocated \$300 million of ARPA funds to the Department to make transformative investments in critical water infrastructure upgrades. The Department will use approximately \$250 million of this allocation to make principal forgiveness loans to applicants sponsoring eligible Combined Sewer Overflow (CSO) projects listed on CSO Long Term Control Plans (LTCP) submitted to the Department. The Department is reserving 40% of the CSO LTCP ARPA principal forgiveness funds to project sponsors that meet the CWSRF Affordability criteria.

Approximately \$45 million of the ARPA allocation will be used to make principal forgiveness loans to applicants sponsoring DWSRF projects that address climate change concerns and to ensure long-term drinking water resilience in New Jersey or projects for the installation of treatment to address multiple Maximum Contaminant Level (MCL) violations at one system as described in the [SFY 2025 Drinking Water State Revolving Fund Intended Use Plan](#). The remaining funds of approximately \$5 million are set aside for: (1) Projects that address contaminants in private residential wells; (2) Public Water System assessment, planning and design efforts which are likely to lead to the implementation of Drinking Water SRF eligible capital improvement projects; and (3) Water and Wastewater System 360-Degree Assessments that are expected to result in the identification and implementation of eligible Clean Water and Drinking Water State Revolving Fund capital improvement projects.

The Department expects to obligate approximately \$245 million of the ARPA funds to clean water projects in SFY 2023 and SFY 2024, leaving a carryover of \$5 million for award in SFY 2025. The ARPA funds must be obligated to projects through funding agreements executed before December 31, 2024, and all funds must be disbursed to project sponsors by December 31, 2026. Therefore, these funds will be obligated to eligible CSO LTCP projects on a readiness to proceed basis. If there is insufficient demand from eligible CSO LTCP ARPA sponsors that meet the Affordability Criteria in SFY25, unobligated funds may be awarded to CSO LTCP ARPA project sponsors that do not meet the CWSRF Affordability criteria. If ARPA funds are not obligated to projects through funding agreements by December 31, 2024, the Department may use the remaining ARPA funds to finance portions of other PF loan funding packages described in this Intended Use Plan in order to utilize the entire amount of Clean Water ARPA allocation.

For SFY25, the Department is authorized to dedicate \$10 million of American Rescue Plan Act (ARPA) funds to finance priority stormwater management capital improvement projects, aimed at improving infrastructure and enhancing community resilience. A significant focus of these projects is the utilization of green infrastructure technology and nature-based solutions, particularly in overburdened communities. The primary objectives are to mitigate localized flooding and enhance the ecological health of waterways, goals that have gained urgency due to delays caused by the public health emergency.

Bipartisan Infrastructure Law (BIL) Funds

On November 15, 2021, President Joe Biden signed the Infrastructure Investment and Jobs Act (IIJA), or the Bipartisan Infrastructure Law (BIL), which the Department estimates could provide nearly \$1 billion in funding over the law's five-year appropriation to New Jersey's Clean Water and Drinking Water SRFs. For SFY 2025, New Jersey's SRFs expect a total allocation of \$243 million, which includes \$100 million for the Clean Water SRF and \$143 million for the Drinking Water SRF. The SFY 2025/FFY 2024 Clean Water SRF BIL funds will be awarded in two separate capitalization grants, one estimated at \$91 million to be used for any eligible clean water project (CW BIL GEN) and the other estimated at \$9 million to be used for projects that address emerging contaminants (CW BIL EC).

Borrower Eligibility

Owners of publicly owned treatment works (towns, boroughs, municipal utilities authorities, counties, regional water authorities, other local government units) with projects that help protect, maintain, or improve water quality are eligible for participation in the Water Bank. Private entities are eligible through public conduit borrowers. Project sponsor eligibility has also been expanded to private colleges and universities that are interested in sponsoring nonpoint source pollution projects. Project sponsors must satisfy the I-Bank and State of New Jersey creditworthiness standards to receive funding.

Project Eligibility

Wastewater

Most projects associated with sewage collection, treatment, or disposal are eligible for financing, including correction of inflow/infiltration problems, sludge management and CSOs. Eligible projects include:

- Secondary and advanced wastewater treatment
- Well Sealing, Water Meters (publicly sponsored)
- Sludge handling facilities
- Infiltration and inflow (I/I) correction
- Interceptors, pumping stations and force mains
- Sewer system rehabilitation
- New collection systems
- Correction of CSOs
- Solutions for malfunctioning septic systems
- Wastewater reuse and conservation projects
- Emergency Repair Projects that have been reported to the NJDEP Hotline to replace, in kind, the failure of an essential portion of a wastewater system and poses a substantial threat to the public health, safety, and welfare. A record of NJDEP Hotline contact is required to maintain project eligibility.
- Climate Resilience for Treatment Works
 - Relocation/elevation of certain assets or entire facility above current/projected flood stage
 - Installation of flood attenuation, diversion, or retention infrastructure within or beyond the footprint of a treatment works that protects the treatment works including floodwater channels/culverts, green infrastructure, and natural systems capable of mitigating a storm surge (e.g., barrier beach and dune systems, tidal wetlands, and living shorelines)
 - Saltwater resistant equipment/components
 - Backup generators and fuel transport and storage tanks
 - Portable pumps
 - Physical hardening of electrical systems/equipment
 - Dry floodproofing of structures
 - Elevated walls/caps for treatment tanks
 - Installation of redundant equipment/components
 - Overflow tanks/tunnels

For information regarding potential applicable permitting, see:

NJPDES Additional Information (https://dep.nj.gov/dwq/permitting_information/)

NJDEP Treatment Works Approval Program (<https://dep.nj.gov/dwq/treatment-works/>)

NJDEP Land Use Program (<https://dep.nj.gov/wlm/>)

Stormwater

Eligible projects include construction, expansion, or replacement of stormwater management systems, including the following:

- Non-point Source Pollution/Stormwater management
- Construction of regional basins
- Major stormwater system rehabilitation
- Replacement of existing storm drains
- Rehabilitation of tide gates
- Extension of outfall points
- Runoff control (stream bank stabilization/ restoration)
- Stream/lake embankment restoration
- Salt dome construction



Borough of Carteret Stormwater Resiliency Project

For additional information, see: NJDEP

Stormwater Links (<https://dep.nj.gov/njpdcs-stormwater/>)

Green Infrastructure

Green projects are clean water projects that incorporate green infrastructure and water or energy efficiency improvements* (those that reduce greenhouse gas emissions, for example). Green infrastructure includes such practices as replacing existing pavement with porous pavement, utilizing bioretention, renewable energy, constructing green roofs, creating rain gardens, and other practices that restore natural hydrology and treat stormwater runoff through infiltration into the subsoil, treatment by vegetation or soil, or stored for reuse.



Hoboken City Clean Water Project, Southwest Park & Underground Retention System

*Water Bank eligibility for energy efficiency improvements is limited to the pro rata share of capital costs that provide power to a publicly owned treatment works.

For additional information, see:

Green Infrastructure in New Jersey
(www.nj.gov/dep/gi/index.html)

NJDEP Sustainability and Green Energy
Guidance ([Applicants Guide 2.26.23.docx](#))

Brownfields

The cleanup of abandoned and contaminated industrial sites is eligible for financing if a local or county government assumes the repayment obligation for the loan. The Water Bank will finance the removal of contaminated soil, site-capping, and the installation of stormwater controls.

Returning Brownfield sites to productive use protects and improves water quality and preserves open space. Every acre of Brownfield redevelopment spares 4.5 acres of pristine land from development. Brownfield redevelopment also boosts local tax revenue, creates jobs, revitalizes New Jersey's cities and towns, and improves the quality of life for area residents. The Water Bank provides loans to municipalities, counties, and public authorities to support a wide range of cleanup and remediation activities necessary to restore the Brownfield site for re-use.

For additional information, see: NJDEP Site Remediation Links (www.nj.gov/dep/srp/)

Landfills

Construction activities at landfills that have a water quality benefit are eligible for Water Bank financing. Examples include:

- Capping systems
- Liners
- Leachate collection systems
- Treatment systems
- Sewer connections
- Barge shelters
- Containment booms
- Litter fences
- Gas collection and treatment systems
- Monitoring wells
- Reclamation or reduction activities


Land Preservation

The Water Bank provides financing for the preservation of open space and farmland given the water quality benefit achieved through such acquisitions. The NJWB funds preservation of properties to protect stream headwaters and corridors, wetlands, and aquifer recharge areas. Financing for land is compatible with the Green Acres Program, the Garden State Preservation Trust, and Open Space programs financed by local and county Open Space taxes.

Although lands purchased through the Water Bank for preservation as part of Open Space cannot be developed, they may be used for passive recreational activities, such as hiking, fishing, and horseback riding. Placement of conservation easements on funded parcels is a requirement, which assures that the water quality benefits are preserved in perpetuity. The Water Bank will coordinate with the Green Acres Program, when appropriate, to maximize a community's limited open space funds for land acquisition. Through this partnership, municipalities can receive additional resources to facilitate the purchase of larger and/or more expensive parcels.

For additional information, see:

NJDEP Green Acres Program (www.nj.gov/dep/greenacres/)



Camden County Phoenix Park replaces former landfill

Equipment Purchase

Equipment that provides a water quality benefit can be financed under the Water Bank, including but not limited to:

- Street sweepers
- Generators
- Sewer flushing and cleaning equipment
- Dump trucks
- Crawler loaders
- Skimmer boats
- Aquatic weed harvesters

Security Monitoring

Projects designed to improve security at otherwise funding-eligible clean water facilities are eligible, including but not limited to:

- Fencing
- Lighting
- Motion detectors
- Cameras
- Secure doors
- Alternative auxiliary power sources


Miscellaneous Allowable Costs

Miscellaneous allowable costs associated with above referenced eligible stand-alone projects include:

- Pavement restoration
- Utility relocation
- Site grading
- Purchasing land to utilize for stormwater management



Toms River Municipal Utilities Authority Equipment Purchase



Milltown Borough Electrical Substation Relocation

Planning and Emergency

Long-Term Control Plans

Owners and operators of combined sewer systems are issued NJPDES Combined Sewer Overflow Permits and, as part of their permit responsibility, must develop and implement Long-Term Control Plans. The Long-Term Control Plan (LTCP) is a system wide evaluation of the sewage infrastructure, and the hydraulic relationship between the sewers, precipitation, treatment capacity and overflows. As part of the LTCP, the permittee must evaluate alternatives that will reduce or eliminate the discharges and develop a plan and implementation schedule to do so. LTCPs are created to identify the most cost-effective manner to regulate CSOs to meet water quality standards. The permittee must establish a public participation process that actively involves the affected public throughout the process. The LTCP is submitted to the Department for review and comment and, ultimately, incorporation into the final NJPDES CSO Permit.

NJDEP Combined Sewer Overflow (<https://dep.nj.gov/dwq/combined-sewer-overflow/>)

Planning & Design Loans

The NJWB also offers short-term loans to cover the costs associated with planning and design of a water infrastructure project. Eligible costs include engineering fees, surveys, environmental or geological studies, and other costs related to project plan preparation. The loans must be rolled into a Water Bank capital improvement project or repaid in 2 years from loan award. Long-term financing terms are established consistent with the Intended Use Plan operative at the time of certification of the construction contract. See the [Short- and Long-Term Loan section](#) above.

Asset Management Plans

Projects to develop and implement asset management plans (AMP) are eligible for financing. The AMP loans must be rolled into a Water Bank capital improvement project or repaid in 2 years from loan award. Long-term financing terms are established consistent with the Intended Use Plan operative at the time of certification of the construction contract(s). See the [Short- and Long-Term Loan section](#) above.

NJDEP Asset Management Program (www.nj.gov/dep/assetmanagement/)

NJDEP Asset Management Guidance and Best Practice (www.nj.gov/dep/watersupply/pdf/guidance-amp.pdf)

SAIL

The Statewide Assistance Infrastructure Loan (SAIL) program is a disaster relief loan program designed for project sponsors that anticipate receiving FEMA or other federal disaster relief grants. The SAIL program's goal is to provide timely and cost-effective funds, in advance of federal reimbursements, to expedite and support the impacted communities' recovery and rebuilding of environmental infrastructure. SAIL finances projects within a declared disaster area to rebuild water systems directly impacted by a declared disaster as well as costs associated with improving the resiliency of Clean Water and Drinking Water systems.

Technical Assistance & Principal Forgiveness (PF) for Disadvantaged Communities (DACs)

New Jersey's groundbreaking Environmental Justice Law, N.J.S.A. 13:1D-157, (Law) enacted in 2020, requires the Department to evaluate the contributions of certain facilities to existing environmental and public health stressors in overburdened communities when reviewing certain permit applications. The law also directs the Department to publish a list of [Overburdened Communities \(OBCs\)](#) and provide notice to the 338 municipalities in which those communities are located.

The NJ Water Bank has developed Affordability Criteria that aligns the Clean Water Affordability Criteria with the Drinking Water Disadvantaged Community (DAC) criteria and the Environmental Justice Law's **economic criteria** for overburdened communities. Borrowers that meet the new Clean Water Affordability Criteria are considered DACs. See Appendix 3 for the Affordability map. For projects sponsored by DACs, the CWSRF is setting aside additional PF ([see Funding Package section](#)) and offering Technical Assistance services to help eligible communities better understand available funding, particularly principal forgiveness, assess water infrastructure needs, engage their communities, and navigate the NJWB application process more efficiently. Clean Water DAC Technical Assistance services will assist with every step of the financing process, from needs and fiscal assessments to providing principal forgiveness loans for the final capital improvement project.

An online [Technical Assistance Request Form](#) is currently available on our Water Infrastructure Investment Plan (WIIP) webpage. Available technical assistance for clean water includes:

- Asset Management Plan Development
- Technical, Managerial, and Financial Capacity Evaluation
- Capital Improvement Plan Development
- Clean Water Infrastructure Project Development
- State Revolving Fund Loan Application Submittal Assistance
- Preliminary Technical Assistance (needs and fiscal assessments and public outreach)
- Early education and public engagement services

DACs are eligible for **FREE** technical assistance and **\$4 million or more** in Principal Forgiveness (PF)!



Free Technical Assistance



Up to \$2M in PF



\$2M or More in PF for Capital Improvement Project

DACs participating in the Technical Assistance program are eligible to receive up to \$2 million in PF for planning and design loans associated with clean water capital improvement projects. The NJWB has the authority to use up to \$40 million from funds allocated by the SFY25 Appropriations Act for Clean Water and Drinking Water PF loans. Sponsors receiving only PF do not need to meet creditworthiness requirements or pay the DEP loan origination fee.

As further incentive for DACs to take advantage of Technical Assistance, the NJWB also has the authority to use up to \$40 million from the funds allocated by the SFY25 Appropriations Act for guaranteed PF and funds for capital improvement project to sponsors participating in the Technical Assistance program. These funds will be awarded to Clean Water and Drinking Water projects on a readiness to proceed basis. This will ensure that funding will be available for DACs' projects upon completion of the planning and design process. At the time of the project's construction certification award, the sponsor will be eligible to receive up to \$2 million in PF or the best available funding package for the current fiscal year's IUP. Sponsors have a five (5) year deadline to reach construction certification once they have received the principal forgiveness for planning and design.

Funding packages

Principal Forgiveness Funds

The Department expects to use the maximum amount available for principal forgiveness (PF), or grant like funding, utilizing SRF monies subject to federal restrictions. The Department plans to utilize approximately \$112 million of unallocated CWSRF PF carried over at the end of SFY 2024 as PF in SFY 2025 for categories set forth in this IUP. The Department will supplement the carried over PF funds with approximately \$12 million projected to be available under the FFY 2024 CWSRF Base grant (CW Base FFY24). In addition to the FFY 2024 CW Base grant, the Department will receive authority to award approximately \$55 million in additional PF made available by the Bipartisan Infrastructure Law (BIL). The BIL will provide PF of approximately \$46 million for eligible clean water projects under the FFY 2024 CWSRF General Supplemental grant (CW BIL GEN) and approximately \$9 million in funds and PF authority for projects that address emerging contaminants under the FFY 2024 CWSRF Emerging Contaminants grant (CW BIL EC). Funds and PF authority available from the grant awards will be blended with carryover PF authority from prior grants (CW Base Prior, CW BIL GEN Prior and CW BIL EC Prior), CWSRF repayments and state match funds, and other sources of CWSRF funds to provide funding to eligible projects.

In addition to the Clean Water State Revolving Fund PF described above, \$2 million of ARPA funds allocated to the Department in SFY 2023 will be carried over to provide PF loans to applicants sponsoring capital improvement projects listed on Combined Sewer Overflow (CSO) Long Term Control Plans (LTCPs) submitted to the Department. As of SFY25, \$10 million in ARPA funds will also be available for Stormwater Resilience PF as a part of the Ready for Resilience Program. To learn more about ARPA, see the [Source and Use of Funds section](#).

The Department may increase any amounts identified in the IUP reserved for PF and adjust any caps if additional SRF or non-SRF funds (including Natural Resource Damages (NRD) funds recovered by the State, Corporate Business Tax (CBT) diesel funds, and ARPA funds) are allocated to the NJWB to supplement principal forgiveness or low-cost loan funding. In addition, the Department may bank any non-SRF financing towards future State Match requirements subject to EPA approval.

SFY 2025 Clean Water principal forgiveness funds will be reserved as follows:

ARPA Funds (non-SRF), CW Base FFY24, CW Base Prior and CW BIL GEN

- \$2 million for CSO Long Term Control Plan Projects
- \$10 million for Water Quality Restoration Projects
- \$30 million for CSO Abatement Projects
- \$48 million for Eligible CW Projects sponsored by borrowers meeting the Clean Water Affordability Criteria (Affordability)
- \$50 million for CSO Abatement Projects sponsored by borrowers meeting the Clean Water Affordability Criteria (CSO Abatement/Affordability)
- \$10 million for Stormwater Resilience Projects
- \$20 million for Water and Energy Efficiency Projects
- \$18 million for projects that address Emerging Contaminants
- \$2 million to projects awarded Overflow and Stormwater Grants (OSG)

SFY25 Funding Packages and PF Opportunities

Base CWSRF

The Base CWSRF funding package for SFY25 consists of financing at the equivalent of 50% interest-free DEP and 50% I-Bank's AAA Market Interest Rate loan funding for allowable project cost.



Enhanced Base CWSRF

The Department is offering base loans with a higher percentage of DEP loan share to applicants who do not meet the Affordability Criteria but have an Affordability Score less than 100. The Enhanced Base CWSRF consists of loan financing at the equivalent of 75% interest-free DEP and 25% I-Bank's AAA Market Interest Rate loan funding for the first \$20 million in allowable project costs for applicants with Affordability Scores between 100 and 81. Project costs over \$20 million will be funded at the BASE CWSRF rate.

Funding Package for Projects with an Affordability Score between 81 and 100 for the First \$20M



Sewer Overflow and Stormwater Reuse Grant (OSG) Program CWSRF Loans

New Jersey expects a total of approximately \$9.1 million carried over from SFY24 and new funding from the USEPA under the Sewer Overflow and Stormwater Reuse Grants Program (OSG) in SFY25. NJWB expects an EPA allocation of \$3 million for a total of \$12 million available for use in SFY25. This program is intended to address infrastructure needs for combined sewer overflows (CSO), sanitary sewer overflows (SSO), and stormwater management. The Federal share of the cost of activities carried out using OSG money shall be not less than 80% of the cost and at least 20% of a state's allocation must be used for green infrastructure, water and energy efficiency improvements, and other environmentally innovative activities. States are to prioritize the award of subawards to eligible subrecipients that are financially distressed communities; implementing a long-term control plan for CSOs or SSOs; or requesting funds for a project included on the CWSRF Intended Use Plan. The CWSRF intends to use OSG funds for a limited number of eligible projects. Eligible projects exist under the following two general categories:

- 1) Combined sewer overflow correction, and
- 2) Stormwater and subsurface drainage water.

The term “financially distressed community” means a community that meets Affordability Criteria established by the State in which the community is located.

In all cases, municipalities or municipal entities are eligible for assistance. Only capital improvement projects are eligible. This includes infrastructure planning, design, construction, and equipment purchases. Operations and maintenance activities are not eligible for funding. A project that receives grant money is subject to the same requirements as a project that receives money from CWSRF. OSG Grant funds will be awarded based on rank and readiness to proceed.

Project sponsors that receive a Sewer Overflow and Stormwater Reuse Grant for up to 80% of eligible project costs are eligible to receive a principal forgiveness loan for the remaining 20% of costs. Disadvantaged communities are eligible to receive OSG grant funding for up to 100% of eligible project costs. The Department's loan origination fee is waived for the principal forgiveness portion of OSG loans. Total project costs are capped at \$2 million. Approximately \$2 million will be reserved for OSG CWSRF principal forgiveness. The balance of the project would have to be separately funded and would be eligible for SRF funds at the rates offered for the applicable project type as indicated in this IUP.

Funding Package for OSG Grant up to \$2M in Project Costs



Example: A \$1M project that qualifies for an OSG grant would receive the following package:

<i>Project Cost</i>	<i>Grant</i>	<i>Principal Forgiveness</i>	<i>DEP Loan Share (Interest Free)</i>	<i>I-Bank Loan Share (AAA Market Rate)</i>
First \$1M (OSG)	\$0.8M	\$.2M	\$0M	\$0M
Total (\$1M)	\$0.8M	\$.2M	\$0M	\$0M

Prioritization of Sewer Overflow and Stormwater Reuse Grants Program (OSG) Projects

Projects will be prioritized to eligible subrecipients that are financially distressed communities; implementing a long-term control plan for CSOs and requesting funds for a project included on the CWSRF Intended Use Plan. Projects will be further prioritized based on whether it serves an overburdened community identified on the NJDEP Office of Environmental Justice interactive mapping tool, the quantity of flow anticipated to be removed from a system or flood prone area, and the use of green technology consistent with the design and performance standards under [N.J.A.C. 7:8 \(Green Infrastructure in New Jersey\)](#). Additional points will be awarded for documented localized flooding based on storm intensity and for applicants implementing local hiring requirements in the contract documents.

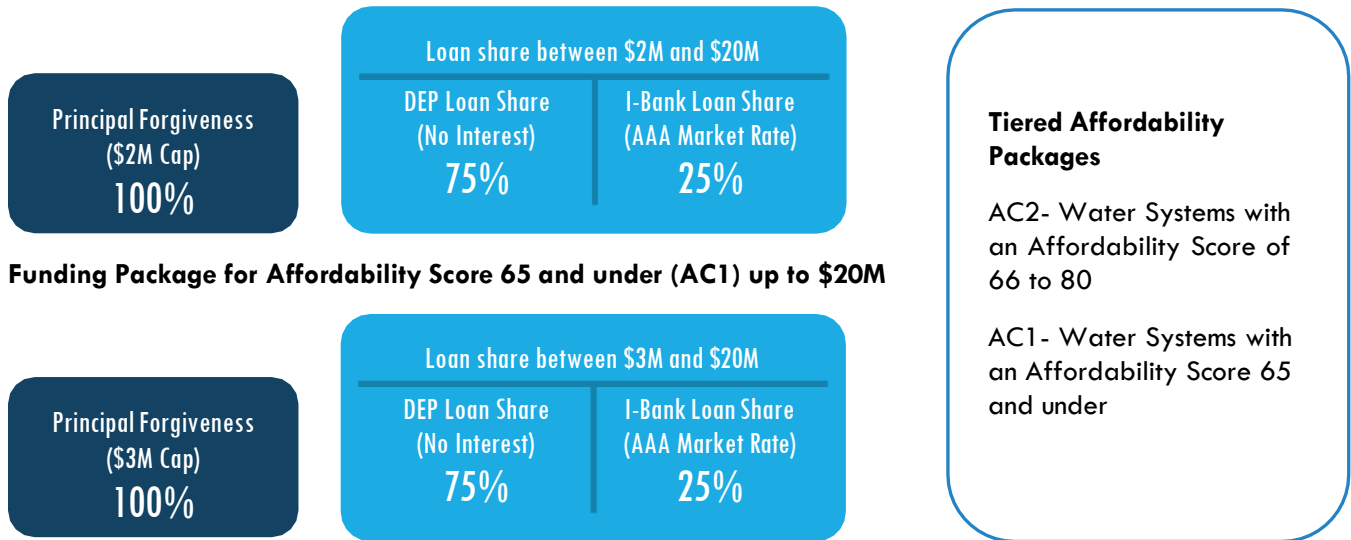
OSG Ranking Category	OSG Ranking Points
CWSRF Project Priority Points	CWSRF Points
Project Identified in Long Term Control Plan	100
Project Located in a Financially Distressed Community	50
Project Serves an Environmental Justice Overburdened Community	50
Flow Removed from Flood Prone Area per MG removed	10
Use of Green Technology	50
Documented Localized Flooding after 2-year Rain Event	50
Documented Localized Flooding after 5-year Rain Event	25
Implement Local Hiring requirements in Contract Documents	10

Affordability Criteria

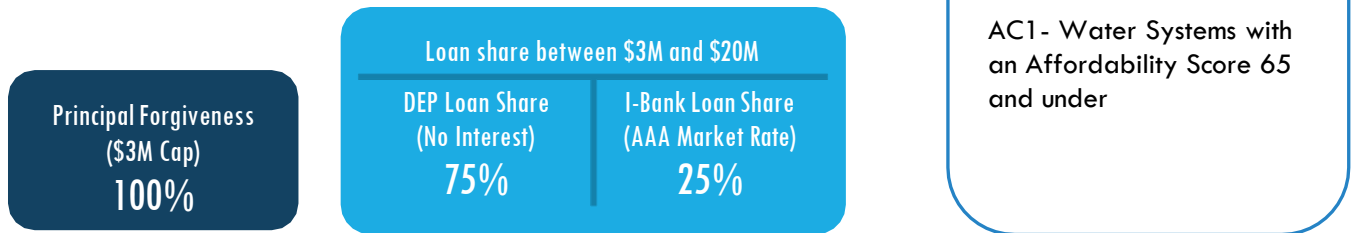
The Department is reserving funds and providing principal forgiveness loans for any eligible clean water project sponsored by applicants that meet the clean water Affordability Criteria (AC). Funding packages are tiered based on the project Affordability Score. This tiered principal forgiveness is intended to provide the most disadvantaged communities with additional funding to move these projects through the NJWB. The Department’s loan origination fee is waived for the principal forgiveness portion of Affordability loans. A total of \$48 million in principal forgiveness will be available for Affordability projects in SFY25.

The Department is offering tiered principal forgiveness packages for projects meeting the Affordability Criteria. For projects with an Affordability Score of 66 to 80 (**AC2**), financing consists of 100% principal forgiveness (PF capped at \$2 million) and the equivalent of 75% interest free DEP loan and 25% I-Bank’s AAA Market Interest Rate loan funding for project costs between \$2 million and \$20 million. For projects with an Affordability Score of 65 and under (**AC1**), financing consists of 100% principal forgiveness (PF capped at \$3 million) and the equivalent of 75% interest free DEP loan and 25% I-Bank’s AAA Market Interest Rate loan funding for project costs between \$2 million and \$20 million. Principal forgiveness funds will be allocated to Affordability projects on a readiness to proceed basis. Costs in excess of \$20 million will be financed under the Base CWSRF financing package.

Funding Package for Affordability Score of 66 to 81 (AC2) up to \$20M



Funding Package for Affordability Score 65 and under (AC1) up to \$20M



Example: A \$25M project qualifying under the Affordability category with an Affordability Score of 70 would receive the following package:

Project Cost	Principle Forgiveness	DEP Loan Share (Interest Free)	I-Bank Loan Share (AAA Market Rate)
First \$2M (AC2)	\$2M	\$0M	\$0M
Next \$18M (AC2)	\$0M	\$13.5M	\$4.5M
Next \$5M (Base)	\$0M	\$2.5M	\$2.5M
Total (\$25M)	\$2M	\$16M	\$7M

Combined Sewer Overflows (CSOs)

CSO Long Term Control Plan Projects (American Rescue Plan Act (ARPA) Funds)

The Department is expected to carry over approximately \$2 million in ARPA funds for allocation in SFY25 to help offset the substantial costs communities face to implement Combined Sewer Overflow (CSO) Long Term Control Plans (LTCP). The Department is reserving funds and providing principal forgiveness loans for projects identified on a CSO LTCP submitted to the Department. The Department will use ARPA funds to finance the remaining funds with 80% principal forgiveness (no PF cap) and the equivalent of 10% interest free DEP loan and 10% I-Bank's AAA Market Interest Rate loan funding. Principal forgiveness funds will be allocated to CSO LTCP projects on a readiness to proceed basis.

Funding Package for CSO LTCP ARPA with No Cap



CSO LTCP ARPA projects must have implementation schedules that meet the deadlines for ARPA fund obligation (December 31, 2024) and disbursement (December 31, 2026). Project schedules must show the ability to award all contracts and close on a short-term funding agreement before December 31, 2024, and complete construction before December 31, 2026. When CSO LTCP ARPA principal forgiveness funds are exhausted, applicants will be able to access financing available under other applicable CWSRF principal forgiveness and funding categories. The Department reserved 40% of the initial allocation of CSO LTCP ARPA principal forgiveness funds to project sponsors that meet the CWSRF Affordability criteria. If there is insufficient demand from eligible CSO LTCP ARPA sponsors that meet the Affordability Criteria in SFY25, unallocated funds may be awarded to CSO LTCP ARPA project sponsors that do not meet the CWSRF Affordability criteria.

CSO Abatement

The Department is reserving funds and providing principal forgiveness loans for CSO abatement (CSO) projects utilizing grey and/or green practices (such as green roofs, rain gardens, porous pavement, and other activities that maintain and restore natural hydrology by treating stormwater runoff through infiltration into the subsoil, treatment by vegetation or soil, or stored for reuse). Principal forgiveness funds will be allocated to CSO Abatement projects on a readiness to proceed basis. A total of \$30 million in principal forgiveness will be available for CSO Abatement projects in SFY25 of which \$5M will be reserved exclusively for green infrastructure. If there is insufficient demand from eligible green infrastructure projects, in SFY25, unallocated funds may be used for CSO abatement projects that do not employ green infrastructure. Project sponsors are eligible to receive principal forgiveness for up to 50% of allowable costs (capped at \$5 million) and the equivalent of 25% interest free DEP loan and 25% I-Bank's AAA Market Interest Rate loan funding for the first \$10 million of allowable project costs. Any principal forgiveness for CSO Abatement cannot be stacked with the CSO Abatement/Affordability principal forgiveness.

Funding Package for CSO Abatement with PF up to \$10M



For projects receiving principal forgiveness, project costs between \$10 million and \$20 million consist of financing with the equivalent of 75% interest free DEP loan and 25% I-Bank's AAA Market Interest Rate loan funding. When the PF funds allocated to CSO Abatement projects in SFY25 are no longer available, the CWSRF funding package for CSO Abatement projects will consist of loan funding with the equivalent of 75% interest free DEP loan and 25% I-Bank's AAA Market Interest Rate loan funding for the first \$20 million in allowable costs. Costs in excess of \$20 million will be financed under the Base CWSRF financing package.

Funding Package for CSO Abatement w/ PF between \$10M and \$20M and w/o PF funds up to \$20M



Example: A \$15M CSO Abatement Project would receive the following package:

<i>Project Cost</i>	<i>Principle Forgiveness</i>	<i>DEP Loan Share (Interest Free)</i>	<i>I-Bank Loan Share (AAA Market Rate)</i>
First \$10M (CSO)	\$5M	\$2.5M	\$2.5M
Next 5M (CSO)	\$0M	\$3.75M	\$1.25M
Total (\$15M)	\$5M	\$6.25M	\$3.75M

CSO Abatement/ Affordability

The Department is reserving additional funds and providing additional principal forgiveness loans exclusively for CSO abatement projects in communities that meet the CWSRF Affordability Criteria. A total of \$50 million in principal forgiveness will be available for CSO Abatement/Affordability projects in SFY25 of which \$5M will be reserved exclusively for Green Infrastructure. If there is insufficient demand from eligible green infrastructure projects in SFY25, unallocated funds may be used for grey infrastructure.

CSO Affordability packages will be tiered depending on the project sponsor's Affordability Score. For sponsors with an Affordability Score of 66 to 80 (**AC2**), financing consists of 100% principal forgiveness (PF capped at \$7 million) and the equivalent of 75% interest free DEP loan and 25% I-Bank's AAA Market Interest Rate loan funding for project costs between \$7 million and \$20 million. For sponsors with an Affordability Score under 65 (**AC1**), financing consists of 100% principal forgiveness (PF capped at \$8 million) and the equivalent of 75% interest free DEP loan and 25% I-Bank's AAA Market Interest Rate loan funding for project costs between \$8 million and \$20 million. The Allowable project costs over \$20 may receive loan funding at the Base CWSRF rate. Department's loan origination fee is waived for the principal forgiveness portion of CSO/Affordability loans. Principal forgiveness funds will be allocated to CSO Abatement/Affordability (CSO/A) projects on a readiness to proceed basis.

Funding Package for CSO Abatement/ Affordability AC2 up to \$20M

Principal Forgiveness (\$7M Cap) 100%	Loan share between \$7M and \$20M	
	DEP Loan Share (No Interest) 75%	I-Bank Loan Share (AAA Market Rate) 25%

Tiered Affordability Packages

AC2- Water Systems with an Affordability Score of 66 to 80

AC1- Water Systems with an Affordability Score 65 and under

Funding Package for CSO Abatement/ Affordability AC1 up to \$20M

Principal Forgiveness (\$8M Cap) 100%	Loan share between \$8M and \$20M	
	DEP Loan Share (No Interest) 75%	I-Bank Loan Share (AAA Market Rate) 25%

When the PF funds allocated to CSO Abatement/Affordability projects in SFY25 are no longer available, the CWSRF funding package for CSO Abatement/Affordability projects will consist of loan funding with the equivalent of 75% interest free DEP loan and 25% I-Bank's AAA Market Interest Rate loan funding for the first \$20 million in allowable costs. Qualifying project sponsors may also elect to take advantage of the Affordability principal forgiveness package if funding is available in that category. Allowable project costs over \$20 million will be financed under the Base CWSRF financing package.

Funding Package for CSO Abatement/Affordability with no PF up to \$10M

DEP Loan Share (No Interest) 75%	I-Bank Loan Share (AAA Market Rate) 25%
--	---

Example: A \$12M CSO Abatement/Affordability project with an Affordability Score of 75 would receive the following package:

<i>Project Cost</i>	<i>Principle Forgiveness</i>	<i>DEP Loan Share (Interest Free)</i>	<i>I-Bank Loan Share (AAA Market Rate)</i>
First \$5M (CSO/AC2)	\$5M	\$0M	\$0M
Next 7M (CSO/A)	\$0M	\$5.25M	\$1.75M
Total (\$12M)	\$5M	\$5.25M	\$1.75M

Water Quality Restoration

The Department is reserving funds and providing principal forgiveness loans for capital improvement projects, including equipment purchases, that will eliminate, prevent, or reduce documented occurrences of water quality advisories, beach closings and shellfish bed downgrades due to the presence of harmful algal blooms (HABs). Priority for principal forgiveness funds will be given to eligible projects that address HABs (HAB Projects) and principal forgiveness funds will be allocated to HAB projects on a readiness to proceed basis. If there is insufficient demand from eligible HAB projects in SFY25, unallocated principal forgiveness funds may be used for projects that address shellfish bed downgrades, beach closings and advisories due to the presence of pathogens.

Projects would eliminate such potential sources as failing on-site wastewater systems or cross-connections between storm sewers and sanitary sewers. Eligible projects also include the expansion or replacement of stormwater management systems as well as the purchase of skimmer boats, aquatic weed harvesters and equipment to maintain stormwater management facilities. Project sponsors are eligible to receive principal forgiveness for up to 50% of allowable costs (capped at \$2.5 million) and the equivalent of 25% interest free DEP loan and 25% I-Bank's AAA Market Interest Rate loan funding for the first \$5 million of allowable costs.

Funding Package for Water Quality Restoration with PF up to \$5M



Allowable project costs between \$5 million and \$20 million will receive loan funding with the equivalent of 75% interest free DEP loan and 25% I-Bank's AAA Market Interest Rate. A total of \$10 million in principal forgiveness funds will be available for Water Quality Restoration projects in SFY25. When the PF funds allocated to Water Quality Restoration projects in SFY25 are no longer available, the CWSRF funding package for Water Quality Restoration projects will consist of loan funding with the equivalent of 75% interest free DEP loan and 25% I-Bank's AAA Market Interest Rate loan funding up to \$20 million. Costs in excess of \$20 million will be financed under the Base CWSRF.

Funding Package for Water Quality Restoration w/ PF between \$5M and \$20M and w/o PF up to \$20M



Example: A \$15M Water Quality Restoration Project would receive the following package:

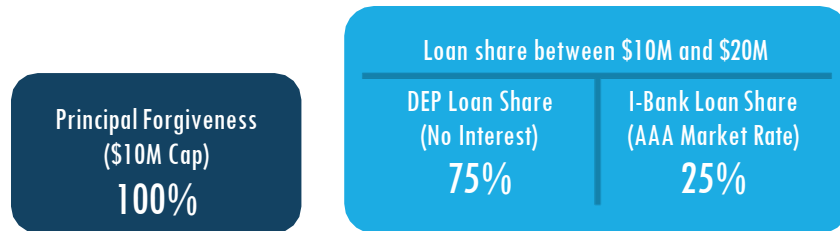
Project Cost	Principle Forgiveness	DEP Loan Share (Interest Free)	I-Bank Loan Share (AAA Market Rate)
First \$5M (WQR)	\$2.5M	\$1.25M	\$1.25M
Next 10M (WQR)	\$0M	\$7.5M	\$2.5M
Total (\$15M)	\$2.5M	\$8.75M	\$3.75M

Emerging Contaminants

Emerging contaminants refer to substances and microorganisms, including manufactured or naturally occurring physical, chemical, biological, radiological, or nuclear materials, which are known or anticipated in the environment, that may pose newly identified or re-emerging risks to human health, aquatic life, or the environment. These substances, microorganisms, or materials can include many different types of natural or manufactured chemicals and substances – such as those in some compounds of personal care products, pharmaceuticals, industrial chemicals, pesticides, and microplastics. A description of emerging contaminants for the purposes of CWSRF financing can be found in Appendix B to [USEPA’s March 8, 2023, Memorandum regarding the Implementation of the Clean Water and Drinking Water State Revolving Fund Provisions of the Bipartisan Infrastructure Law](#).

The Department is reserving funds and providing principal forgiveness loans for clean water projects that primarily address emerging contaminants (EC). There is a \$10 million cap of principal forgiveness for EC projects per applicant in SFY25. Principal forgiveness funds will be allocated to projects that address emerging contaminants on a readiness to proceed basis. Project sponsors are eligible to receive principal forgiveness for up to 100% of the first \$10 million of allowable costs and the equivalent of 75% interest free DEP loan and 25% I-Bank’s AAA Market Interest Rate loan funding for the next \$10 million of allowable costs. The Department’s loan origination fee is waived for the principal forgiveness portion of Emerging Contaminants loans.

Funding Package for Emerging Contaminants with PF up to \$20M



Allowable project costs over \$20 million will receive loan funding at the Base CWSRF rate. A total of \$18 million in principal forgiveness will be available for Emerging Contaminants projects in SFY25. When the PF funds allocated to Emerging Contaminant projects in SFY25 are no longer available, the CWSRF funding package for Emerging Contaminant projects will consist of the equivalent of 75% interest free DEP loan and 25% I-Bank’s AAA Market Interest Rate loan funding for the first \$20 million in allowable costs.

Funding Package for Emerging Contaminants without PF up to \$20M



Example: A \$15M project qualifying under the Emerging Contaminants category would receive the following package:

<i>Project Cost</i>	<i>Principle Forgiveness</i>	<i>DEP Loan Share (Interest Free)</i>	<i>I-Bank Loan Share (AAA Market Rate)</i>
First \$10M (EC)	\$10M	\$0M	\$0M
Next \$5M (EC)	\$0M	\$3.75M	\$1.25M
Total (\$15M)	\$10M	\$3.75M	\$1.25M

State Recovery and Reuse of SRF Funds Applied to PFAS Contamination

The State of New Jersey (State) does not intend by issuing to any Recipient authorized financial assistance through the Drinking Water State Revolving Fund or the Clean Water State Revolving Fund (together “SRF”) to abrogate, resolve or relieve the responsibility or liability of any third-party that caused or contributed to the contamination impacting the State’s drinking water, groundwater, surface waters or natural environment in any manner, including without limitation, through the sale, distribution, supply, or direct discharge of any per-and polyfluoroalkyl substances (“PFAS”), including PFAS in aqueous film-forming foam (“AFFF”) or other PFAS-containing materials (collectively “PFAS contamination”).

New Jersey intends to recoup and recover authorized financial assistance that the State issues to any borrower for the purposes of investigation, treatment, or replacement of water or water systems impacted by PFAS contamination from culpable third parties that caused or contributed to such PFAS contamination. New Jersey intends to reuse and reapply recouped SRF funds to other water systems, sites and eligible recipients in the State that have been impacted by PFAS contamination or that are otherwise eligible for SRF financial assistance. New Jersey thus reserves its direct claims and causes of action to recover any financial assistance provided to recipients from those persons that caused or contributed to such PFAS contamination.

Likewise, payment of any SRF authorized financial assistance by the New Jersey will be subject to the State’s right to acquire by subrogation the rights, claims and causes of action of the Recipient to recover those SRF funds paid to Recipient, with interest, administrative costs, and attorneys’ fees and costs incurred by the State by reason of such claim, from those persons that caused or contributed to such PFAS Contamination, and Recipients will be required to reasonably cooperate with the State in any such action.

Energy and Water Efficiency


The Department is reserving funds and providing principal forgiveness loans for clean water projects that address water and energy efficiency goals and meet the eligibility requirements for water and energy efficiency as defined in [USEPA’s Green Project Reserve Guidance](#). Principal forgiveness funds will be allocated to Energy and Water Efficiency (EWE) projects on a readiness to proceed basis. There is a \$2 million cap of principal forgiveness for Energy and Water Efficiency projects per applicant in SFY25. Project sponsors are eligible to receive principal forgiveness for up to 50% of allowable costs and the equivalent of 25% interest free DEP loan and 25% I-Bank’s AAA Market Interest Rate loan funding for the next \$2 million of allowable costs.

Funding Package for Energy and Water Efficiency with PF up to \$4M



Allowable project costs between \$4 million and \$20 million will receive loan funding at the equivalent of 75% interest free DEP loan and 25% I-Bank’s AAA Market Interest Rate, and project costs over \$20 million will receive loan funding at the Base CWSRF rate. A total of \$20 million in principal forgiveness will be available for Energy and Water Efficiency projects in SFY25. When the PF funds allocated to Energy and Water Efficiency projects in SFY25 are no longer available, the CWSRF funding package for Energy and Water Efficiency projects will consist of loan funding with the equivalent of 75% interest free DEP loan and 25% I-Bank’s AAA Market Interest Rate for the first \$20 million in allowable costs.

Funding Package for Energy and Water Efficiency w/ PF between \$4M and \$20M and w/o PF up to \$20M



Example: A \$15M project qualifying under the Energy and Water Efficiency category would receive the following package:

<i>Project Cost</i>	<i>Principle Forgiveness</i>	<i>DEP Loan Share (Interest Free)</i>	<i>I-Bank Loan Share (AAA Market Rate)</i>
First \$4M (EWE)	\$2M	\$1M	\$1M
Next \$11M (EWE)	\$0M	\$8.25M	\$2.75M
Total (\$15M)	\$2M	\$9.25M	\$3.75M

Stormwater Resilience (ARPA)

For SFY24, the Department is reserving funds and providing principal forgiveness for priority stormwater management to improve stormwater infrastructure and enhance community resilience. A significant focus of these projects is the utilization of green infrastructure technology and nature-based solutions, particularly in overburdened communities. The primary objectives are to mitigate localized flooding and enhance the ecological health of waterways, goals that have gained urgency due to delays caused by the public health emergency. The allocation of funds will be based on a combination of the projects’ priority ranking and their readiness to proceed basis.

There is no cap of principal forgiveness per applicant for Affordability projects in SFY25. Project sponsors are eligible to receive principal forgiveness for up to 80% of allowable projects costs and loan funding at the equivalent of 10% interest free DEP loan and 10% I-Bank’s AAA Market Interest Rate.

Funding Package for Stormwater Resilience with PF up to \$12M



A total of \$10 million in principal forgiveness funds will be available for Stormwater Resilience projects in SFY25. When the PF funds allocated to Stormwater Resilience projects in SFY25 are no longer available, the CWSRF funding package will consist of loan funding with the equivalent of 75% interest free DEP loan and 25% I-Bank’s AAA Market Interest Rate loan funding up to \$20 million. Costs in excess of \$20 million will be financed under the Base CWSRF.

Funding Package for Stormwater Resilience without PF up to \$20M



Brownfield Redevelopment (Conduit/Public Private Partnership)

Brownfield redevelopment by private entities is eligible for a funding package that will consist of loan funding with a blended interest rate of 75% of the I-Bank AAA Market Interest Rate for allowable project costs. Private entities must have a public conduit that will sponsor the project. The funds will be allocated on a readiness to proceed basis.



Landfill Construction with a Water Quality Benefit

Construction projects at landfills that have a water quality benefit are eligible for the Base CWSRF financing package (50% of the I-Bank AAA Market Interest Rate). The funds will be allocated on a readiness to proceed basis.



Sandy Relief

Sandy Relief funds remain available for clean water facilities that were damaged by Superstorm Sandy and are constructing repairs or resiliency to prevent future damage to a treatment facility or water system from a similar event. Resiliency projects include elevating critical infrastructure, flood walls, backup power sources and more. Sandy Relief funds were made available in a one-time installment and offered while funds remain. It is expected that all remaining Sandy Relief funding will be allocated to the Linden Roselle Sewerage Authority's S340299-08 project. This project also qualifies for a Community Development Block Grants (CDBG) Loan which will be offered to qualifying projects in low to moderate income communities as a 100% DEP loan with principal forgiveness for the borrower of up to 25% of the total loan amount. For Sandy-related loans that accept US HUD Community Development Block Grant ("CDBG") funds, the Department may waive all or a portion of its 2% Loan Origination Fee to offset the cost of complying with HUD's additional requirements. If all the Sandy Relief funds are awarded in SFY25, new submittals will be eligible under the Base SRF loan structure.



Pinelands Infrastructure Trust Financing Program

The NJWB expects to make loans to eligible clean water projects identified in the Pinelands Infrastructure Trust Fund Infrastructure Master Plan in SFY25. These loans will help local governments and utility authorities defray the costs associated with supporting the population and economic growth targeted to Pinelands Regional Growth Areas. Approximately \$15.9 million will be available from the Pinelands Infrastructure Fund for qualifying clean water, drinking water and transportation projects. Project financing will generally consist of 50% loan, 40% grant, and 10% local match. **In cases where a hardship has been identified, the local match may be waived, and the award**

will be allocated as 50% loan and 50% grant. The Department is planning to capture any eligible clean water projects and utilize State Bond funds from the Pinelands Program as credit towards the State Match requirement or future State Match requirements.



Sponsors under state supervision

The Department may make a loan for 100% of the allowable project costs to: (a) municipalities that do not satisfy the New Jersey Infrastructure Bank credit policy but are subject to State financial supervision and oversight pursuant to the “Local Government Supervision Act (1947),” P.L.1947, c.151 (C.52:27BB-1 et seq.), or (b) municipal, county, or regional sewerage authorities, or utilities authorities, that do not satisfy the New Jersey Infrastructure Bank credit policy but where the municipal participant through its service agreement with the authority or utility is under State financial supervision and oversight pursuant to the “Local Government Supervision Act (1947),” P.L.1947, c.151 (C.52:27BB-1 et seq.), and the repayment obligation of the authority or utility is secured by the full faith and credit of the participating municipality pursuant to the service agreement.

Supplementary Information

Financial Relationships between the CWSRF and DWSRF

The federal Safe Drinking Water Act Amendments of 1996 offer states the flexibility to meet the funding needs for drinking water and wastewater facilities by transferring funds from one SRF program to the other. Annually, an amount up to 33% of the Drinking Water SRF Capitalization Grant may be transferred from the CWSRF program to the DWSRF program, or vice versa. The USEPA has issued guidance that would allow utilization of transfer credits and transfer of funds on a net basis (i.e., funds could be moved in both directions), provided that the final transferred amount does not exceed the authorized ceiling. Additionally, The Water Infrastructure Funding Transfer Act (WIFTA) allowed the State to transfer up to 5% of the cumulative clean water revolving fund, or approximately \$113M to the drinking water revolving fund to provide additional subsidy to eligible recipients for projects that abate exposure to lead in drinking water. New Jersey completed the \$113M maximum transfer amount allowed under WIFTA authority from the CWSRF to the DWSRF in SFY 2021.

The SRF program evaluates funds available to determine if adequate monies are available to be used for clean water projects in the current fiscal year. In addition, the type and number of DWSRF projects are reviewed and a determination is made on the need of the funds to be transferred from the CWSRF accounts to the DWSRF accounts or vice-versa. The Department reserves the right to transfer funds from the CWSRF to the DWSRF (or vice-versa) each fiscal year to the extent allowed by law, including Sandy SRF funds, and SRF funds awarded under the Bipartisan Infrastructure Law.

While all projects that meet the NJWB requirements and are ready to proceed have been able to receive a CWSRF loan in the past, the ability of the NJWB to continue to finance all qualifying projects in the future is uncertain because of a steady increase in program demand over the last several years. As such, if the Department determines that there is a shortage of available funds, the Department will utilize the remaining funds for high priority projects in accordance with the existing ranking methodology.

In addition to the potential transfer of funds between the CWSRF and DWSRF, the Department is continuing its policy to cross-collateralize the DWSRF with the CWSRF. This feature results in significant savings to project sponsors. This benefits the drinking water project sponsors since there is a large source of revenue available via the CWSRF repayments to cover possible loan defaults. Under the EPA-approved procedures associated with cross-collateralization, a temporary transfer of funds between the two SRFs may occur, if necessary, to cover the default of a loan repayment or other financial obligation. The Department and the I-Bank would take steps to collect any obligations resulting from a loan default and reimburse the appropriate drinking water or clean water account.

Additional SRF Provisions

Programmatic requirements are listed below. It is anticipated that these provisions will be maintained in a subsequent federal reauthorization act or federal policy. If substantial changes in the Act necessitate the Department's revision of the FFY 2024 document, additional public participation efforts will be conducted.

1. The schedule of state capitalization grant payments, jointly agreed upon by the administrator of the EPA and each state, is based upon the state's IUP.
2. States are required to deposit in the SRF, from state monies, an amount equal to at least 20% of the total amount of the FFY 2024 base capitalization grant made to the state. States are required to deposit in the SRF, from state monies, an amount equal to at least 20% of the total amount of the FFY 2024 BIL CWSRF General Supplemental capitalization grant made to the state. State match is not required for the FFY 2024 BIL CWSRF Emerging Contaminants capitalization grant.

3. Monies in the SRF may be used to provide loans at or below market interest rate, for terms not greater than 30 (or 35 or 45 (extended term, see below)) years or the useful life, whichever is less. Repayments must begin no later than one year after completion of the project and must be credited to the SRF (principal and interest). The recipient of a loan must establish a dedicated source of repayments.
4. Extended term financing will only be available for either (i) CSO projects for up to 45 years or (ii) projects included in a federal loan program such as WIFIA for up to 35 years. CSO projects include CSO conveyance, CSO storage basins, green or grey infrastructure that reduces the quantity of storm water runoff into the CSO system, sanitary sewer pipes associated with separating storm and wastewater sewers, etc.
5. The Department may, based on the availability of funds, establish a de minimis reserve (up to \$5 million) utilizing CWSRF funds to support CSO and/or stormwater management activities associated with a co-funded transportation project financed through the I-Bank.
6. The Department also administers the Pinelands Infrastructure Trust Financing Program, and the Department is planning to capture any eligible clean water projects and utilize State Bond funds from the Pinelands Program as credit towards the State Match requirement or future State Match requirements.
7. The NJWB is investigating opportunities to create a linked deposit program to finance individual septic system (on-site disposal system) repairs, rehabilitation, or replacement. This program is in its early stages of development.
8. States have the flexibility to use up to an amount equal to 2% of their annual CWSRF capitalization grants for the purpose of hiring staff, nonprofit organizations, or regional, interstate, or municipal entities to assist rural, small, and tribal publicly owned treatment works. The form of that assistance is flexible and could include, but is not limited to, community outreach, technical evaluation of wastewater solutions, preparation of applications, preliminary engineering reports, and financial documents necessary for receiving SRF assistance. This provision applies to the base program, the BIL CWSRF General Supplemental fund, and the BIL CWSRF Emerging Contaminants fund. States must include in the IUP the amount of the technical assistance funds they plan to use and a description of the activities they plan to fund. In the Annual Report and the SRF Reporting System, states must provide a detailed accounting of the use of the funds. The NJWB does not intend to use the technical assistance funds allowed under the FFY 2024 capitalization grants but reserves the right to utilize the unused funds at a later date.
9. The maximum annual amount of CWSRF money (not including any fees collected) that may be used to cover the reasonable costs of administering the fund is the greatest of the following: an amount equal to 4% of all grant awards to the fund received by a state CWSRF from 1988 through the current fiscal year less any CWSRF amounts that have been used in previous years to cover administrative expenses; \$400,000; or 1/5th percent of the current valuation of the fund. Per the CWA, states make this calculation once per year, taking into account all federal capitalization grants received that year. The NJWB intends to take \$5,293,680, the expected maximum amount available in SFY25 (0.04 X (\$93,000,000 (BIL SUP Cap Grant) + \$8,689,000 (BIL EC Cap Grant) + \$30,653,000 (Base Cap Grant))).

Appendix 1: Clean Water Priority System Ranking Methodology

Project Priority List — General Information

Clean water projects must be listed on the Project Priority List in order to be considered eligible for financial assistance under the CWSRF. The Priority List identifies the estimated total eligible building costs under the appropriate project category. Except for certain project types, the figure under the "Total Eligible Project Cost" includes the estimated total eligible building costs, the related costs for construction services (i.e., administrative, legal, engineering, inspection, one-year start-up services, etc.), the actual or estimated planning and/or design costs, 3% for the recipient's administrative costs, and a 5% contingency cost. The figure under the "Total State Amount" column represents 100% of the estimated total eligible project costs.

The Department has established a rolling application process and will update and post the Priority List up to four times during a fiscal year. The Department expects to notify potential borrowers and other interested parties upon each posting of an amendment to the Priority List on the DEP and I-Bank websites.

The Department began awarding ranking points in two new categories in SFY 2023 (Climate Resilience Measures and Environmental Justice Economic Overburdened Community Criteria). Project applications submitted after June 30, 2022, will be evaluated and, if eligible, awarded points in these new categories. Project sponsors that submitted applications prior to July 1, 2022, may submit documentation for consideration of ranking point awards in the new categories as well. Project scores for the new categories and updated rankings will be reflected in the next amendment to the Priority List.

Ranking Methodology

The Department assigns points to each project using the Project Priority System and ranks all eligible projects according to the total number of points each project receives. All projects are subsequently placed on the Project Priority Comprehensive List according to their ranking. Projects with more points are ranked above those with fewer points. The addition of new projects to the Project Priority Comprehensive List, periodic revisions to the Priority System, or the identification of new information regarding a project, may result in changes to an individual project ranking. Updated rankings based on changes to the priority ranking system will be reflected in the next amendment to the Priority List.

The principal elements of the Priority System are: A) Sustainable Community Planning Activities, B) Project Discharge Category, C) Water Use/Water Quality, D) Smart Growth Approvals, E) Environmental Justice Economic Overburdened Community Criteria, F) Population, and G) Established Local Employment Program. Points are assigned for each of the 7 priority categories, as applicable, and are discussed in more detail below.

The prospective applicant must notify the Department of any changes to project scope or any other circumstance that may affect the calculation of priority points. The Department recalculates, if appropriate, the prospective applicant's ranking utilizing the new information submitted and revises the priority ranking accordingly.

The ranking system gives highest priority to projects that address discharges of raw, diluted, or inadequately treated sewage to the state's waters during wet weather, including projects to abate CSOs and projects to address sanitary sewer systems that overflow. CSO abatement projects are expensive and are usually located in financially distressed urban areas, making cost a serious concern. Discharges from combined sewer systems and sanitary sewer overflows can impair water uses.

The Department's Priority List provides a strategic foundation for structural changes and includes objectives to implement projects that will help to protect, maintain, and improve water quality in and around the Barnegat Bay, while also determining the best long-term approach for restoring the ecological health of Barnegat Bay. To support

these efforts to improve the water quality of the Bay, the project ranking methodology for the SFY 2025 Financing Program provides an additional 300 priority points to nonpoint source and stormwater runoff control projects that are intended to benefit the Barnegat Bay. The additional 300 points will be assigned to wastewater reuse projects that are intended to offset the loss of freshwater flows caused by the regionalization of sewage treatment plants and the use of ocean outfalls.

A. Sustainable Community Planning Activities

The purpose of the provisions in this section is to encourage and facilitate implementation of environmentally sustainable practices at the local government level. Prudent environmental planning that incorporates sustainability measures is necessary to achieve cost-effective and environmentally sound water quality improvement within the watershed. Additional priority points will be awarded to projects located in or benefiting municipalities that have implemented programs and actions that go beyond compliance with existing regulatory requirements and incorporate the planning strategies discussed below.

Watershed-Based Implementation Plans: Watershed-Based Implementation Plans address impairment(s) found on Sublists 4 or 5 of the New Jersey Integrated Water Quality Monitoring and Assessment Report. Prudent watershed planning is necessary to achieve cost-effective and environmentally sound water quality improvement within the watershed. To provide an incentive for project sponsors to complete watershed-based plans that promote the implementation of point and nonpoint source pollution control projects that are consistent with Department goals, projects located in or benefiting municipalities that demonstrate implementation of watershed-based plans will be given an additional *50 priority points*.

Implementation of Regional Stormwater Management Plans: Regional stormwater management plans are voluntary local analyses that provide targeted protection to a specific area based on local issues and conditions. Regional stormwater management plans are adopted into Water Quality Management Plans and may include specific implementation projects that address existing impacts of stormwater runoff. Projects located in or benefiting municipalities with adopted regional stormwater management plans will be provided an additional 50 priority points.

Sustainable Community Planning: Sustainable communities develop and adopt master plans and ordinances that improve the overall quality of life for citizens of today as well as future generations by planning within natural resource capacity constraints and providing for a healthy economy, environment, and society. Projects located in or benefiting municipalities where sustainable community strategies have been developed and master plans and/or ordinances adopted will be awarded an additional 100 priority points. These strategies/ordinances must include, but are not limited to, the following:

- A plan to reduce water consumption and increase water efficiency and re-use.
- Policies that require consideration of green design in municipal construction projects and redevelopment projects, such as green roofs, green streets, tree filters, rain gardens, rain barrels, porous pavements, etc. (Green design principles include green building practices that increase energy and water efficiency; use renewable energy; use environmentally friendly building materials that are made with recycled materials, are durable, sustainability harvested or produced locally; improve indoor air quality; and makes appropriate site selection and minimizes site disturbance to reduce environmental impacts.)

B. Project Discharge Category Points

All projects receive ranking points based on the project discharge category. In case of multiple purpose proposals, projects qualify for the discharge category that represents the major scope of the project. If a project has aspects that can be described by more than one category, the project may be broken into separate projects. Tables IA and IB show the project discharge categories and their corresponding ranking points.

**Table 1A: Ranking Points Related to Project Discharge Category
for Wastewater Treatment Facilities**

Project Discharge Category	Description	Points
Combined Sewer Overflow (CSO) & Sanitary Sewer Overflow (SSO)	Combined sewer system (CSS) rehabilitation/repair, the construction of treatment and/or storage facilities within CSS, at discharge locations or at STPs that reduce or eliminate CSOs, or the separation of combined sewer systems by the consolidation and elimination or sealing of CSO discharge points. Projects that implement corrective measures to fix overloaded conveyance systems that experience chronic overflows.	600
Sewage Treatment Plant (STP) Improvements	STP improvements include upgrades or other improvements to a treatment process or the elimination of an existing STP and the connection to an alternative treatment facility to meet applicable treatment levels and the purchase and installation of security and energy efficiency measures at the STP.	500
Sanitary Sewer System Rehabilitation	Wide variety of corrective measures to sanitary sewer collection and conveyance systems that do not experience chronic overflows, such as the rehabilitation, repair, or replacement of sanitary sewers, pump stations, interceptors, or the purchase of equipment to properly maintain the sanitary sewer system.	450
Sludge Treatment/Disposal Facilities	Projects involving the construction of facilities to manage sludge from STPs or from potable water treatment activities, such as the installation of dewatering equipment, the implementation of land application or composting activities or improvements or repairs to sludge incinerators.	350
Wastewater Reuse	The construction of facilities that promote the reclamation of water for beneficial reuse such as the use of treated effluent for agricultural or other purposes and/or construction of conveyance and distribution systems to allow for reuse activities.	300
Septic System Repair/Replacement	Projects that involve repairs, improvements, and/or replacement of individual or small community, on-site septic systems.	275
New Systems	The expansion of a STP's treatment capacity, and the construction of new facilities to provide collection, conveyance, or treatment of sanitary sewage.	250

Table 1B: Ranking Points Related to Project Categories for Stormwater and Nonpoint Source Pollution Management Facilities

Project Category	Description	Points
Stormwater Management and other NPS activities	The construction or rehabilitation of stormwater basins, sewer systems or storm drains, the extension of outfall pipes, green roofs, blue roofs, green streets, tree filters, rain gardens, rain barrels, porous pavement, or the purchase of maintenance equipment (such as street sweepers, aquatic weed harvesters and skimmer boats). Projects that stabilize streambanks, restore lakes or address runoff from salt storage facilities and the implementation of measures to address pollution concerns from agricultural cropland activities and manure runoff management and feedlot operations.	225
Landfill Closure, Open Space Land Acquisition and Conservation and Well Sealing	The implementation of measures to prevent and control pollutants from entering groundwater at non-operating landfill sites that are publicly owned and at abandoned well locations. Open space land acquisition and conservation projects that help to protect or maintain water quality.	150
Landfill Construction and Remedial Action Activities	The construction of facilities to collect, convey and/or treat leachate and runoff from publicly owned landfill cells or from publicly owned contaminated sites.	75
Projects sponsored by Conduit Borrowers/ Private Activity	Environmental infrastructure projects where a developer, LLC, partnership, or other private party is involved in the project; landfill closure measures and remedial action activities where the project site is privately owned. If a local government unit that sponsors a project on behalf of a private entity commits to providing a general obligation pledge (including its unlimited taxing power) or municipal guarantee as security for the Department and I-Bank loans, the project is considered exempt from the conduit financing classification and corresponding funding limitations.	50

In addition to the points awarded in Table 1A and 1B, points will be awarded to projects that meet the following criteria:

- Projects that implement green infrastructure, water, or energy efficiency improvements (including projects that are designed to reduce greenhouse gas emissions) will receive an additional 50 priority points if the green components represent a significant amount of the overall project activities.
- Projects implementing climate resilience measures will receive an additional 100 priority points if the resilience components represent a significant amount of the overall project activities. Resilience measures for wastewater, and stormwater infrastructure projects must apply the best available and most geographically relevant climate information, projections, and standards.

C. Water Use/Water Quality Points

Points are awarded based on the designated water uses of the receiving water as well as the existing water quality conditions in comparison to the ambient water quality standards. The assignment of points for “public nuisance” is given to on-site system projects where failures have been identified. Table II below shows the breakdown of the ranking points for water use; in general, the highest values are given for projects that discharge to water bodies with potable, recreational, and fishing uses.

Water Use		Basis/Description	Points
Public Potable Water Supply		Wastewater treatment plant discharges likely to have adverse impacts on an existing downstream potable surface water supply intake. Projects are evaluated based on relative distance between STP discharge and public potable water intake locations.	200
Recreation (“Primary Contact”)		Waters with bathing areas monitored routinely as public beaches as well as the Delaware River upstream of Trenton (north of East Bridge Street at the Lower Trenton Bridge).	125
Fishing:	Shellfish	State water bodies that are designated as shellfish growing waters by <i>N.J.A.C. 7:12</i> .	125
	Trout	State freshwater bodies designated for trout production or maintenance by the NJ Water Quality Standards (<i>N.J.A.C. 7:9B</i>).	75
	Non-trout	State freshwater classifications not designated trout production or maintenance by <i>N.J.A.C. 7:9B</i> (see Trout description above), including all Delaware River freshwater zones above mile-point 85 as defined by the Delaware River Basin Commission.	25
Public Nuisance		Indirect water use impacts: applies to areas with identified on-site wastewater treatment system failures.	50
Agriculture		Surface water for agricultural use, such as irrigation and farm ponds, based on Department diversion permit (permits required for >70 gal/min diversion).	25
Industry		Surface water known to be used for industrial use such as cooling.	25

Table III shows the points for not meeting or marginally meeting certain water quality parameters. The points reflect the impact the parameters have on meeting the state’s goal to protect and enhance surface water resources, quality criteria, and designated water uses. The magnitude of the contribution that municipal sewerage facilities have on each of the conditions is reflected in the points awarded under these categories.

Nutrients reflect the presence of phosphorus/phosphates and nitrates/nitrites in a water body. Excessive nutrient levels in freshwater streams and lakes may result a decrease in water quality and an increase in treatment costs. Points are given for nutrients only if the surface waters involved significantly impact existing potable water reservoirs, surface water impoundments or lakes, public bathing areas, or shellfish growing waters. Since there are no nutrient standards for coastal and estuarine waters, no points were assigned for discharges to those water bodies.

Points for toxics address the relative magnitude of ammonia, metals, pesticides, and organic chemicals in the water body. Toxics were given lower points since in most cases the significant contributions of toxic substances come from industrial sources that are better controlled through pretreatment and are only incidentally abated by municipal treatment facilities. In the case of the toxicity of ammonia, municipal facilities are usually the main source, but the

most significant impact is associated with streams designated for trout production/maintenance, which already receive a high number of points under the water use category.

Table III. Ranking Points Related to Water Quality				
Water Quality		Points for Water Quality that		
		Meet	Marginally Meet	Do Not Meet
		The Water Quality Standard*		
Parameter	Dissolved Oxygen	0	50	100
	Fecal Coliform	0	50	100
Parameter	Nutrients	0	25	50
Category	Toxics	0	25	50

*The Surface Water Quality Standard for the applicable parameter or category.

D. Smart Growth Approvals

The Department seeks to coordinate and enhance the efforts to encourage smart growth through the implementation of the State Development and Redevelopment Plan. The Department assigns ranking points to eligible clean water projects consistent with an approved Water Quality Management Plan that serves municipalities that have been approved under the Center Designation or Plan Endorsement Process.

For a project serving more than one municipality, the points were included for ranking purposes if the designated center or the endorsed plan is a significant component of the overall project. For further information regarding the State Development and Redevelopment Plan, contact the Office of Planning Advocacy in the New Jersey Department of State at (609) 292-7156.

Table IV. Ranking Points Related to State Planning Commission Approvals	
Community Type	Points
Urban Centers and Complexes	50
Regional Centers	25
Existing Designated Towns	15
Existing Villages	10
Hamlets	5

Projects located in or benefiting areas designated as Brownfield Development Areas, Transfer of Development Rights receiving areas or Transit Villages receive 10 points, so that these projects will rank higher than similar projects that are not located in, or provide benefit to, these smart growth areas.

E. Environmental Justice Economic Overburdened Community Criteria

Projects are assigned 80 Environmental Justice Economic Overburdened Community Criteria points if at least 35% of the households served by the project, on a municipal basis, qualify as low-income households (at or below twice the poverty threshold in accordance with the most recent United States Census as determined by the United States Census Bureau). A weighted economic OBC criteria is calculated for a project sponsor whose water system serves more than one municipality as shown in the example below. Population served is based on the permanent population of the service area. Consideration will be given for projects with a qualifying service area population within a municipality that does not meet the 35% threshold.

Example:

Municipalities Served	% low-income households	Populations Served	Fraction of total population served	Weighted % of low-income households
Lancaster	30%	5,000	0.167	5.01%
Mayberry	40%	10,000	0.333	13.32%
Hometown	35%	15,000	0.500	17.50%%
Total		30,000	1.00	35.83%

Please note for applicants that service more than 10 municipalities, the 10 municipalities that have the highest populations served will be considered in the above table for the affordability factor.

F. Population Points

Projects are assigned points based on the population of the area served by the project. One point is given for every 1 million people living year-round in the project area. Thus, if projects have the same number of ranking points after having received all eligible points, population points become the tiebreaker, with higher priority given to the project serving the larger population.

G. Established Local Employment Program

Projects are assigned one point to applicants that have an established program to employ at the project facility, or at related offices or facilities, persons who reside in the municipality in which the project is located, the service area of the project, or in surrounding municipalities that meet the criteria for State aid pursuant to P.L.1978, c.14 (C.52:27D-178 et seq.)”.

Appendix 2: Clean Water Affordability Criteria

Affordability Scoring Methodology

Section 603(i)(2) of WRRDA requires States to develop Affordability Criteria that will assist in identifying applicants that would have difficulty financing projects without additional subsidization. The law requires that states establish Affordability Criteria by September 30, 2015, after providing notice and an opportunity for public comment, which is being accomplished through this new feature of NJ's CW Intended Use Plan.

The list of municipalities meeting the Affordability Criteria and other resources related to Affordability will be posted to the Water Infrastructure Investment Plan (WIIP) website at:

<https://dep.nj.gov/wiip/nwb-process/how-to-apply/resources-and-guidance>

In New Jersey, those applicants that meet either of the following two criteria are considered to have satisfied the State's **CWSRF Affordability Criteria**:

1. **Project Affordability Score** of 80 or less; or
2. The project is eligible to receive 80 **Environmental Justice Economic Overburdened Community Criteria** CWSRF ranking points.

Project Affordability Score = Project Median Household Income (MHI) Factor – Project Unemployment (UE) Factor – Project Population Trend (PT) Factor

Project MHI Factor = $100 \times (\text{Project MHI} / \text{State MHI})$ (Rounded down to the nearest integer)

Project UE Factor = 1 if Project Unemployment Rate > State Unemployment Rate

Project UE Factor = 0 if Project Unemployment Rate < or = State Unemployment Rate

Project PT Factor = 1 if Project Population Trend < State Population Trend

Project PT Factor = 0 if Project Population Trend > or = State Population Trend

Project Unemployment Rate is equal to weighted unemployment rate of the project service area using service area populations and county unemployment data. Calculation is similar to weighted MHI example below.

Project Population Trend is equal to the weighted population trend for the project service area using service area populations and municipal population trend data. Calculation is similar to weighted MHI example below.

Consideration will be given for projects with a qualifying service area population within a municipality that does not meet the CWSRF Affordability Criteria.

All project Affordability Scores will be rounded down to the closest integral.

Data Sources:

MHI Percent - Municipal median reported household income (MHI) as a percent of the statewide MHI. The income reported is from the U.S. Census Bureau's 2017-2021 5-year ACS. Values are expressed in 2021 dollars. Values over 100 indicate that the municipality has a MHI greater than the state as a whole. Conversely, values under 100 show that the MHI in the municipality is lower than in the state. This statewide MHI used was \$89,703.

Municipal Unemployment - 2021 annual average municipal unemployment rate as provided by the New Jersey Department of Labor (https://www.nj.gov/labor/labormarketinformation/assets/PDFs/employ/uirate/mun_ann2010-2022.xlsx). These values are compared to the statewide annual average unemployment rate. The statewide annual average used for 2021 was 3.7%.

Population Change - The average annual rate of change in total population from 2010 to 2020, , calculated with the U.S. Census Bureau's 2017-2021 5-year ACS. These values are compared to the statewide population change during that same period. The statewide rate of change used in this analysis was 5.7%

Values are subject to change given future updates to Census data, and Affordability Scores may be updated throughout the year. Refer to the most recent publication of the Affordability Scores.

A weighted MHI is calculated for a project sponsor whose clean water system serves more than one municipality, as shown in the example below. Population served is based on the permanent population of the water system service area.

Example:

Municipalities Served	MHI	Populations Served	Fraction of total population served	Weighted municipal MHI
Lancaster	30,000	5,000	0.167	5,000
Mayberry	20,000	10,000	0.333	6,660
Hometown	25,000	15,000	0.500	12,500
Total		30,000	1.00	24,160

Please note for applicants that service more than 10 municipalities, the 10 municipalities that have the highest populations served will be considered in the above table for the affordability factor.

A weighted unemployment rate for use in the UE Factor is calculated for a project sponsor whose clean water system serves more than one municipality/county, as shown in the example below. Population served is based on the permanent population of the water system service area.

Example:

Municipalities Served	County Unemployment Rate	Populations Served	Fraction of total population served	Weighted Municipal Unemployment Rate
Lancaster, County A	4.0%	5,000	0.167	0.668%
Mayberry, County A	4.0%	10,000	0.333	1.332%
Hometown, County B	6.5%	15,000	0.500	3.250%
Total		30,000	1.00	5.25% (Project Unemployment Rate)

Please note for applicants that service more than 10 municipalities, the 10 municipalities that have the highest populations served will be considered in the above table for the affordability factor.

A weighted population trend for use in the Population Trend Factor is calculated for a project sponsor whose clean water system serves more than one municipality/county, as shown in the example below. Population served is based on the permanent population of the water system service area.

Example:

Municipalities Served	Municipal Population Trend	Populations Served	Fraction of total population served	Weighted Municipal Population Trend
Lancaster	2.0%	5,000	0.167	0.334%
Mayberry	2.0%	10,000	0.333	0.660%
Hometown	-1.0. %	15,000	0.500	-0.500%
Total		30,000	1.00	0.494% (Project Population Trend)

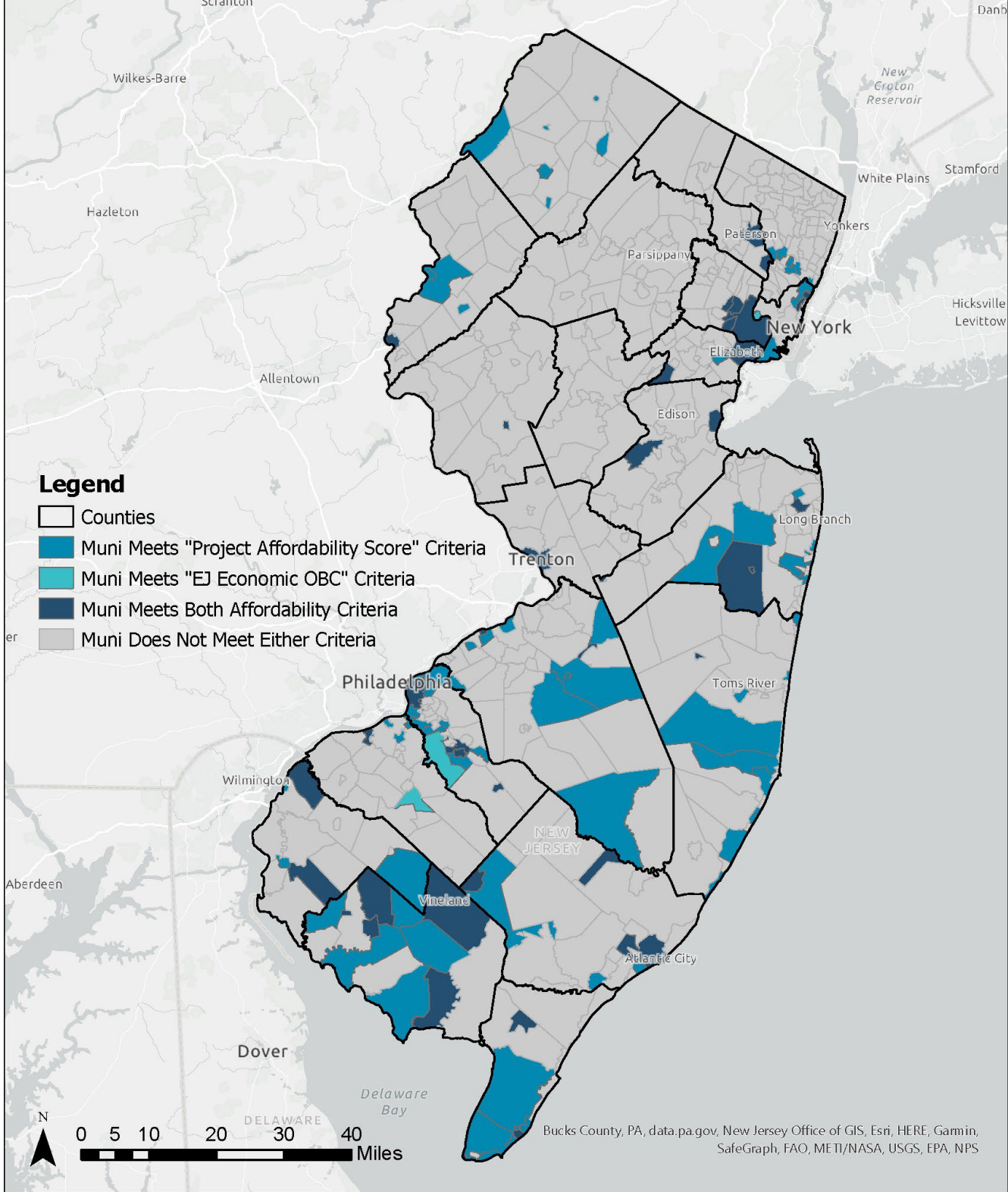
Please note for applicants that service more than 10 municipalities, the 10 municipalities that have the highest populations served will be considered in the above table for the affordability factor.

Tiered Affordability Packages

In an effort to equitably distribute financial assistance and support the most disadvantaged communities in New Jersey, the NJ Water Bank (NJWB) has implemented a tiered system for Affordability Scores. The tiered structure ensures that communities facing the highest economic challenges receive the most beneficial financial assistance. The NJWB has developed tiered Affordability funding packages to provide additional financial assistance to the most disadvantaged communities. The tiers are as follows:

- Tier AC2 (Affordability Scores 66 to 80):** This tier includes 72 municipalities that face certain economic challenges but are relatively more stable compared to those in Tier AC1. Projects in these communities continue to receive the same generous principal forgiveness that has been provided in previous years. This ensures ongoing support for these communities in their efforts to improve water infrastructure and public health.
- Tier AC1 (Affordability Scores 65 or below):** Representing the most economically challenged segment, this tier comprises approximately 55 municipalities. These communities are approximately 10% of the most disadvantaged in New Jersey and are prioritized for enhanced financial assistance. The support for Tier AC1 surpasses that of Tier AC2, offering better financing packages, including significantly increased principal forgiveness. This heightened level of support is particularly focused on critical projects such as those addressing emerging contaminants, lead service line replacement, and other high-priority initiatives.

Municipalities that Meet the SRF Affordability Criteria



Appendix 3: Clean Water Project List (Combined - CWSRF Base, CWSRF General Supplemental, CWSRF Emerging Contaminants)

All projects on the list are eligible to receive CWSRF Base and CWSRF General Supplemental grant funds.

Projects designated (BIL EC) are eligible to receive CWSRF Emerging Contaminants grant funds and principal forgiveness.

Appendix 3 - Proposed Clean Water Project Priority List for Federal Fiscal Year 2024 (and State Fiscal Year 2025)

Generated on November 29, 2023

* All projects on the list are eligible to receive CWSRF Base and CWSRF General Supplemental grant funds.

** Projects designated (BIL EC) are eligible to receive CWSRF Emerging Contaminants grant funds and principal forgiveness.

STATE OF NEW JERSEY PROPOSED FEDERAL FISCAL YEAR 2024 (SFY 2025) CLEAN WATER PROJECT PRIORITY LIST

Rank	Project Sponsor	Project Number	Cat 1	Cat 2	Cat 3	Cat 4	Cat 5	Cat 6	Cat 7	Total Building Costs	Estimated Cost	BIL Eligibility
1	Musconetcong Sewerage Authority	S340384-09	\$ -	\$ 4,550,000	\$ -	\$ -	\$ -	\$ -	\$ -	\$ 4,550,000	\$ 5,953,572	BIL (GEN)
2	Oakland Borough	S340418-06	\$ -	\$ -	\$ -	\$ -	\$ -	\$ -	\$ -	\$ -	\$ 300,000	BIL (GEN)
3	Camden County Municipal Utilities Authority	S340640-19	\$ -	\$ -	\$ -	\$ -	\$ 8,000,000	\$ -	\$ -	\$ 8,000,000	\$ 10,690,000	BIL (GEN)
3	Camden County Municipal Utilities Authority	S340640-25	\$ -	\$ -	\$ -	\$ -	\$ -	\$ -	\$ -	\$ -	\$ 500,000	BIL (GEN)
5	Newton Town	S340449-05	\$ 1,000,000	\$ -	\$ -	\$ -	\$ -	\$ -	\$ -	\$ 1,000,000	\$ 1,200,000	BIL (GEN)
7	Camden County Municipal Utilities Authority	S340640-27	\$ -	\$ -	\$ 2,875,530	\$ -	\$ -	\$ 760,000	\$ -	\$ 3,635,530	\$ 4,862,636	BIL (GEN)
10	Rahway Valley Sewerage Authority	S340547-17	\$ 3,750,000	\$ -	\$ -	\$ -	\$ -	\$ -	\$ -	\$ 3,750,000	\$ 4,800,000	BIL (GEN)
11	Rahway Valley Sewerage Authority	S340547-16	\$ -	\$ 850,000	\$ -	\$ -	\$ -	\$ -	\$ -	\$ 850,000	\$ 1,191,434	BIL (GEN)
11	Rahway Valley Sewerage Authority	S340547-13	\$ 7,750,000	\$ -	\$ -	\$ -	\$ -	\$ -	\$ -	\$ 7,750,000	\$ 10,104,841	BIL (GEN)
12	Rahway Valley Sewerage Authority	S340547-18	\$ 5,963,000	\$ -	\$ -	\$ -	\$ -	\$ -	\$ -	\$ 5,963,000	\$ 7,329,190	BIL (GEN)
14	Camden County Municipal Utilities Authority	S340640-21	\$ -	\$ -	\$ -	\$ -	\$ 25,000,000	\$ -	\$ -	\$ 25,000,000	\$ 32,500,000	BIL (GEN)
15	Raritan Borough	S340781-04	\$ -	\$ -	\$ 250,000	\$ -	\$ -	\$ -	\$ -	\$ 250,000	\$ 360,245	BIL (GEN)
16	Mendham Borough	S340159-04	\$ 1,600,000	\$ -	\$ -	\$ -	\$ -	\$ -	\$ -	\$ 1,600,000	\$ 2,030,000	BIL (GEN)
17	Newark City	S340815-27	\$ -	\$ -	\$ -	\$ -	\$ -	\$ -	\$ -	\$ -	\$ 3,800,000	BIL (GEN)
17	Newark City	S340815-25	\$ -	\$ -	\$ -	\$ -	\$ -	\$ -	\$ 270,000	\$ 270,000	\$ 388,383	BIL (GEN)
19	Lower Township Municipal Utilities Authority	S340810-03	\$ -	\$ 2,333,000	\$ -	\$ -	\$ -	\$ -	\$ -	\$ 2,333,000	\$ 3,135,057	BIL (GEN)
20	Oakland Borough	S340418-03	\$ -	\$ 7,000,000	\$ -	\$ 21,760,000	\$ -	\$ -	\$ -	\$ 28,760,000	\$ 36,522,885	BIL (GEN)
21	Berkeley Heights Township	S340385-05	\$ -	\$ 960,000	\$ -	\$ -	\$ -	\$ -	\$ -	\$ 960,000	\$ 1,393,209	BIL (GEN)
22	Camden County Municipal Utilities Authority	S340640-32	\$ -	\$ -	\$ -	\$ -	\$ -	\$ -	\$ -	\$ -	\$ 23,755,160	BIL (GEN)
24	Camden County Municipal Utilities Authority	S340640-29	\$ 10,000,000	\$ -	\$ -	\$ -	\$ -	\$ -	\$ -	\$ 10,000,000	\$ 12,200,000	BIL (GEN)
25	Montgomery Township	S340130-04	\$ -	\$ 8,521,000	\$ 359,000	\$ -	\$ -	\$ -	\$ -	\$ 8,880,000	\$ 10,656,000	BIL (GEN)
26	Montgomery Township	S340130-03	\$ -	\$ 9,551,000	\$ -	\$ -	\$ -	\$ -	\$ -	\$ 9,551,000	\$ 11,461,200	BIL (GEN)
27	Sparta Township	S340495-03	\$ 1,470,000	\$ 637,000	\$ -	\$ -	\$ -	\$ -	\$ -	\$ 2,107,000	\$ 2,853,484	BIL (GEN)
28	Newton Town	S340449-09	\$ 1,017,000	\$ -	\$ -	\$ -	\$ -	\$ -	\$ -	\$ 1,017,000	\$ 1,322,100	BIL (GEN)
29	Warren Township Sewerage Authority	S340964-06	\$ 3,500,000	\$ -	\$ -	\$ -	\$ -	\$ -	\$ -	\$ 3,500,000	\$ 4,450,000	BIL (GEN)
30	Newark City	S340815-26	\$ -	\$ -	\$ -	\$ -	\$ -	\$ -	\$ -	\$ -	\$ 399,280	BIL (GEN)
31	Newark City	S340815-24	\$ -	\$ -	\$ 15,000,000	\$ -	\$ -	\$ -	\$ -	\$ 15,000,000	\$ 19,257,315	BIL (GEN)
32	Camden City	S340366-03	\$ -	\$ -	\$ 7,949,000	\$ -	\$ -	\$ -	\$ -	\$ 7,949,000	\$ 10,361,096	BIL (GEN)
32	Camden City	S340366-10	\$ -	\$ -	\$ -	\$ -	\$ 500,000	\$ -	\$ -	\$ 500,000	\$ 708,917	BIL (GEN)
32	Camden City	S340366-06	\$ -	\$ -	\$ -	\$ -	\$ 46,353,337	\$ -	\$ -	\$ 46,353,337	\$ 58,648,609	BIL (GEN)
33	Camden City	S340366-12	\$ -	\$ -	\$ -	\$ -	\$ 1,500,000	\$ -	\$ -	\$ 1,500,000	\$ 2,120,000	BIL (GEN)
33	Camden City	S340366-07	\$ -	\$ -	\$ 45,000,000	\$ -	\$ -	\$ -	\$ -	\$ 45,000,000	\$ 58,644,815	BIL (GEN)
33	Camden City	S340366-13	\$ -	\$ -	\$ -	\$ -	\$ 10,000,000	\$ -	\$ -	\$ 10,000,000	\$ 12,000,000	BIL (GEN)
33	Camden City	S340366-14	\$ -	\$ -	\$ -	\$ -	\$ 7,000,000	\$ -	\$ -	\$ 7,000,000	\$ 9,370,000	BIL (GEN)
33	Camden City	S340366-15	\$ -	\$ -	\$ -	\$ -	\$ 10,000,000	\$ -	\$ -	\$ 10,000,000	\$ 13,330,000	BIL (GEN)

Rank	Project Sponsor	Project Number	Cat 1	Cat 2	Cat 3	Cat 4	Cat 5	Cat 6	Cat 7	Total Building Costs	Estimated Cost	BIL Eligibility
34	Jersey City Municipal Utilities Authority	S340928-27	\$ -	\$ -	\$ -	\$ -	\$ -	\$ -	\$ -	\$ -	\$ 39,412	BIL (GEN)
34	Jersey City Municipal Utilities Authority	S340928-37	\$ -	\$ -	\$ -	\$ -	\$ -	\$ -	\$ -	\$ -	\$ 327,936	BIL (GEN)
36	Middlesex County Utilities Authority	S340699-18	\$ 21,875,000	\$ -	\$ -	\$ -	\$ -	\$ -	\$ -	\$ 21,875,000	\$ 28,892,500	BIL (GEN)
36	Middlesex County Utilities Authority	S340699-19	\$ 23,030,000	\$ -	\$ -	\$ -	\$ -	\$ -	\$ -	\$ 23,030,000	\$ 30,347,800	BIL (GEN)
36	Middlesex County Utilities Authority	S340699-21	\$ 27,587,400	\$ -	\$ -	\$ -	\$ -	\$ -	\$ -	\$ 27,587,400	\$ 33,604,880	BIL (GEN)
37	Middlesex County Utilities Authority	S340699-17	\$ 11,440,000	\$ -	\$ -	\$ -	\$ -	\$ -	\$ -	\$ 11,440,000	\$ 13,938,000	BIL (GEN)
39	Middlesex County Utilities Authority	S340699-03	\$ 99,999,999	\$ -	\$ -	\$ -	\$ -	\$ -	\$ -	\$ 99,999,999	\$ 363,247,172	BIL (GEN)
40	North Bergen Municipal Utilities Authority	S340652-15	\$ -	\$ -	\$ -	\$ -	\$ -	\$ -	\$ -	\$ -	\$ 8,590,638	BIL (GEN)
40	North Bergen Municipal Utilities Authority	S340652-16	\$ -	\$ -	\$ -	\$ -	\$ -	\$ -	\$ -	\$ -	\$ 21,490,000	BIL (GEN)
41	Musconetcong Sewerage Authority	S340384-10	\$ 1,800,000	\$ -	\$ -	\$ -	\$ -	\$ -	\$ -	\$ 1,800,000	\$ 2,301,800	BIL (GEN)
42	North Bergen Municipal Utilities Authority	S340652-12	\$ -	\$ -	\$ -	\$ -	\$ 2,500,000	\$ -	\$ -	\$ 2,500,000	\$ 3,340,073	BIL (GEN)
43	Hoboken City	S340635-08	\$ -	\$ -	\$ -	\$ -	\$ 5,000,000	\$ -	\$ -	\$ 5,000,000	\$ 6,600,000	BIL (GEN)
44	Hopatcong Borough	S340488-05	\$ -	\$ -	\$ -	\$ 13,400,000	\$ -	\$ -	\$ -	\$ 13,400,000	\$ 17,222,998	BIL (GEN)
45	Paterson City	S340850-05	\$ -	\$ -	\$ 50,000	\$ -	\$ 150,000	\$ 1,350,000	\$ -	\$ 1,550,000	\$ 1,935,000	BIL (GEN)
45	Paterson City	S340850-06	\$ -	\$ -	\$ 173,000	\$ -	\$ -	\$ -	\$ -	\$ 173,000	\$ 292,700	BIL (GEN)
45	Paterson City	S340850-07	\$ -	\$ -	\$ 171,000	\$ -	\$ -	\$ -	\$ -	\$ 171,000	\$ 290,400	BIL (GEN)
47	Pennsauken Township	S340349-03	\$ -	\$ -	\$ -	\$ -	\$ 1,400,000	\$ 2,600,000	\$ -	\$ 4,000,000	\$ 5,308,104	BIL (GEN)
49	Jersey City Municipal Utilities Authority	S340928-50	\$ -	\$ -	\$ 607,200	\$ -	\$ -	\$ -	\$ -	\$ 607,200	\$ 1,659,380	BIL (GEN)
49	Jersey City Municipal Utilities Authority	S340928-44	\$ -	\$ -	\$ 18,000,000	\$ -	\$ -	\$ -	\$ -	\$ 18,000,000	\$ 36,554,000	BIL (GEN)
49	Jersey City Municipal Utilities Authority	S340928-43	\$ -	\$ -	\$ 51,268,873	\$ -	\$ -	\$ -	\$ -	\$ 51,268,873	\$ 61,751,142	BIL (GEN)
49	Jersey City Municipal Utilities Authority	S340928-42	\$ -	\$ -	\$ -	\$ -	\$ -	\$ -	\$ -	\$ -	\$ 37,000,000	BIL (GEN)
49	Jersey City Municipal Utilities Authority	S340928-46	\$ -	\$ -	\$ 3,000,000	\$ -	\$ -	\$ -	\$ -	\$ 3,000,000	\$ 3,600,000	BIL (GEN)
49	Jersey City Municipal Utilities Authority	S340928-47	\$ -	\$ -	\$ -	\$ 9,500,000	\$ -	\$ -	\$ -	\$ 9,500,000	\$ 11,400,000	BIL (GEN)
49	Jersey City Municipal Utilities Authority	S340928-49	\$ -	\$ -	\$ -	\$ -	\$ -	\$ -	\$ -	\$ -	\$ 33,093,720	BIL (GEN)
50	Jersey City Municipal Utilities Authority	S340928-40	\$ -	\$ -	\$ 2,750,000	\$ -	\$ -	\$ -	\$ -	\$ 2,750,000	\$ 3,512,000	BIL (GEN)
51	Jersey City Municipal Utilities Authority	S340928-39	\$ -	\$ -	\$ 26,100,063	\$ -	\$ -	\$ -	\$ -	\$ 26,100,063	\$ 31,877,947	BIL (GEN)
51	Jersey City Municipal Utilities Authority	S340928-36	\$ -	\$ -	\$ 9,000,000	\$ -	\$ -	\$ -	\$ -	\$ 9,000,000	\$ 10,800,000	BIL (GEN)
51	Jersey City Municipal Utilities Authority	S340928-35	\$ -	\$ -	\$ 5,980,000	\$ -	\$ -	\$ -	\$ -	\$ 5,980,000	\$ 7,774,166	BIL (GEN)
51	Jersey City Municipal Utilities Authority	S340928-41	\$ -	\$ -	\$ 3,494,454	\$ -	\$ -	\$ -	\$ -	\$ 3,494,454	\$ 4,278,192	BIL (GEN)
51	Jersey City Municipal Utilities Authority	S340928-21	\$ -	\$ -	\$ -	\$ -	\$ -	\$ -	\$ -	\$ -	\$ 622,571	BIL (GEN)
51	Jersey City Municipal Utilities Authority	S340928-16	\$ -	\$ -	\$ 6,883,536	\$ -	\$ -	\$ -	\$ -	\$ 6,883,536	\$ 8,987,500	BIL (GEN)
51	Jersey City Municipal Utilities Authority	S340928-17	\$ -	\$ -	\$ -	\$ -	\$ -	\$ -	\$ -	\$ -	\$ 196,910	BIL (GEN)
51	Jersey City Municipal Utilities Authority	S340928-18	\$ -	\$ -	\$ -	\$ -	\$ -	\$ -	\$ -	\$ -	\$ 508,104	BIL (GEN)
51	Jersey City Municipal Utilities Authority	S340928-23	\$ -	\$ -	\$ 1,300,000	\$ -	\$ -	\$ -	\$ -	\$ 1,300,000	\$ 1,846,000	BIL (GEN)
51	Jersey City Municipal Utilities Authority	S340928-24	\$ -	\$ -	\$ 12,000,000	\$ -	\$ -	\$ -	\$ -	\$ 12,000,000	\$ 16,167,000	BIL (GEN)
51	Jersey City Municipal Utilities Authority	S340928-29	\$ -	\$ -	\$ 12,000,000	\$ -	\$ -	\$ -	\$ -	\$ 12,000,000	\$ 15,360,000	BIL (GEN)
51	Jersey City Municipal Utilities Authority	S340928-38	\$ -	\$ -	\$ -	\$ -	\$ -	\$ -	\$ -	\$ -	\$ 334,872	BIL (GEN)
52	Jersey City Municipal Utilities Authority	S340928-07	\$ -	\$ -	\$ -	\$ -	\$ 2,504,000	\$ -	\$ -	\$ 2,504,000	\$ 3,345,345	BIL (GEN)
52	Jersey City Municipal Utilities Authority	S340928-03	\$ -	\$ -	\$ -	\$ -	\$ 37,122,000	\$ -	\$ -	\$ 37,122,000	\$ 47,046,859	BIL (GEN)
52	Jersey City Municipal Utilities Authority	S340928-04	\$ -	\$ -	\$ -	\$ -	\$ 1,790,000	\$ -	\$ -	\$ 1,790,000	\$ 2,437,780	BIL (GEN)
53	Elizabeth City	S340942-13	\$ -	\$ -	\$ -	\$ -	\$ -	\$ -	\$ -	\$ -	\$ 957,700	BIL (GEN)
53	Elizabeth City	S340942-17	\$ -	\$ -	\$ -	\$ -	\$ -	\$ -	\$ -	\$ -	\$ 508,104	BIL (GEN)
53	Elizabeth City	S340942-20	\$ -	\$ -	\$ -	\$ -	\$ -	\$ -	\$ -	\$ -	\$ 10,047,725	BIL (GEN)

Rank	Project Sponsor	Project Number	Cat 1	Cat 2	Cat 3	Cat 4	Cat 5	Cat 6	Cat 7	Total Building Costs	Estimated Cost	BIL Eligibility
53	Elizabeth City	S345070-01	\$ -	\$ -	\$ -	\$ -	\$ -	\$ -	\$ -	\$ -	\$ 4,000,000	BIL (GEN)
54	Camden County Municipal Utilities Authority	S340640-33	\$ 12,500,000	\$ -	\$ -	\$ -	\$ -	\$ -	\$ -	\$ 12,500,000	\$ 15,416,000	BIL (GEN)
56	Bayonne City	S340399-32	\$ -	\$ -	\$ 741,209	\$ -	\$ -	\$ -	\$ -	\$ 741,209	\$ 889,450	BIL (GEN)
56	Bayonne City	S340399-31	\$ -	\$ -	\$ -	\$ -	\$ -	\$ -	\$ -	\$ -	\$ 1,114,539	BIL (GEN)
57	Bayonne Municipal Utilities Authority	S340399-27	\$ -	\$ -	\$ -	\$ 3,000,000	\$ -	\$ -	\$ -	\$ 3,000,000	\$ 3,997,392	BIL (GEN)
57	Bayonne Municipal Utilities Authority	S340399-26	\$ -	\$ -	\$ -	\$ -	\$ 4,100,000	\$ -	\$ -	\$ 4,100,000	\$ 5,439,141	BIL (GEN)
58	Kearny Municipal Utilities Authority	S340259-06	\$ -	\$ -	\$ -	\$ 4,000,000	\$ -	\$ -	\$ -	\$ 4,000,000	\$ 5,308,104	BIL (GEN)
58	Kearny Town	S340259-11	\$ -	\$ -	\$ -	\$ -	\$ -	\$ -	\$ -	\$ -	\$ 694,521	BIL (GEN)
58	Kearny Town	S340259-10	\$ -	\$ -	\$ 2,666,000	\$ -	\$ -	\$ -	\$ -	\$ 2,666,000	\$ 3,558,698	BIL (GEN)
59	Ridgefield Park Village	S340688-06	\$ -	\$ -	\$ -	\$ -	\$ -	\$ -	\$ -	\$ -	\$ 11,700,000	BIL (GEN)
59	Ridgefield Park Village	S340688-07	\$ -	\$ -	\$ -	\$ -	\$ -	\$ -	\$ -	\$ -	\$ 2,530,000	BIL (GEN)
60	Ridgefield Park Village	S340688-04	\$ -	\$ -	\$ -	\$ -	\$ 13,000,000	\$ -	\$ -	\$ 13,000,000	\$ 16,713,680	BIL (GEN)
61	Ridgefield Park Village	S345230-01	\$ -	\$ -	\$ -	\$ -	\$ -	\$ -	\$ -	\$ -	\$ 800,000	BIL (GEN)
62	Guttenberg Town	S340854-04	\$ -	\$ -	\$ -	\$ -	\$ -	\$ -	\$ -	\$ -	\$ 278,280	BIL (GEN)
63	Guttenberg Town	S340854-02	\$ -	\$ -	\$ -	\$ -	\$ 280,000	\$ -	\$ -	\$ 280,000	\$ 402,413	BIL (GEN)
64	Carneys Point Sewerage Authority	S340502-09	\$ -	\$ 1,107,871	\$ -	\$ -	\$ -	\$ -	\$ -	\$ 1,107,871	\$ 1,497,445	BIL (GEN)
65	Medford Lakes Borough	S340463-06	\$ -	\$ 3,105,000	\$ -	\$ -	\$ -	\$ -	\$ -	\$ 3,105,000	\$ 4,135,382	BIL (GEN)
66	Long Branch Sewerage Authority	S340336-10	\$ 14,750,000	\$ -	\$ -	\$ -	\$ -	\$ -	\$ -	\$ 14,750,000	\$ 22,425,000	BIL (GEN)
67	Paterson City	S345210-01	\$ -	\$ -	\$ -	\$ -	\$ -	\$ -	\$ -	\$ -	\$ 200,000	BIL (GEN)
68	Perth Amboy City	S340435-17	\$ -	\$ -	\$ -	\$ -	\$ -	\$ -	\$ -	\$ -	\$ 230,400	BIL (GEN)
69	Long Branch Sewerage Authority	S340336-08	\$ 1,350,000	\$ -	\$ -	\$ -	\$ -	\$ -	\$ -	\$ 1,350,000	\$ 1,740,700	BIL (GEN)
70	Jefferson Township	S340747-05	\$ -	\$ -	\$ -	\$ 14,922,000	\$ -	\$ -	\$ -	\$ 14,922,000	\$ 19,158,252	BIL (GEN)
71	Warren County	S340453-03	\$ 595,000	\$ 411,000	\$ -	\$ 911,000	\$ -	\$ -	\$ -	\$ 1,917,000	\$ 2,607,692	BIL (GEN)
72	Hackensack City	S340923-20	\$ -	\$ -	\$ -	\$ -	\$ -	\$ -	\$ -	\$ -	\$ 788,000	BIL (GEN)
73	Ocean County Utilities Authority	S340372-66	\$ 3,985,000	\$ -	\$ -	\$ -	\$ -	\$ -	\$ -	\$ 3,985,000	\$ 4,782,000	BIL (GEN)
75	Bayshore Regional Sewer Authority	S340697-07	\$ 19,500,000	\$ -	\$ -	\$ -	\$ -	\$ -	\$ -	\$ 19,500,000	\$ 23,400,000	BIL (GEN)
77	Ocean County Utilities Authority	S340372-67	\$ 3,219,725	\$ -	\$ -	\$ -	\$ -	\$ -	\$ -	\$ 3,219,725	\$ 4,318,034	BIL (GEN)
79	Ocean County Utilities Authority	S340372-64	\$ 29,400,000	\$ -	\$ -	\$ -	\$ -	\$ -	\$ -	\$ 29,400,000	\$ 37,774,000	BIL (GEN)
80	Ocean County Utilities Authority	S340372-70	\$ 7,700,000	\$ -	\$ -	\$ -	\$ -	\$ -	\$ -	\$ 7,700,000	\$ 10,294,000	BIL (GEN)
82	Hudson County Improvement Authority	S340399-09	\$ -	\$ -	\$ -	\$ -	\$ 10,846,000	\$ -	\$ -	\$ 10,846,000	\$ 14,038,507	BIL (GEN)
83	North Hudson Sewer Authority	S340952-41	\$ -	\$ -	\$ -	\$ -	\$ -	\$ -	\$ -	\$ -	\$ 250,000	BIL (GEN)
84	Two Rivers Water Reclamation Authority	S340117-07	\$ 2,638,300	\$ -	\$ -	\$ -	\$ -	\$ -	\$ -	\$ 2,638,300	\$ 3,612,556	BIL (GEN)
85	Two Rivers Water Reclamation Authority	S340117-02	\$ 5,928,999	\$ -	\$ -	\$ -	\$ -	\$ -	\$ -	\$ 5,928,999	\$ 7,760,139	BIL (GEN)
86	Two Rivers Water Reclamation Authority	S340117-08	\$ 1,800,000	\$ -	\$ -	\$ -	\$ -	\$ -	\$ -	\$ 1,800,000	\$ 2,400,000	BIL (GEN)
88	Linden Roselle Sewerage Authority	S340299-04	\$ -	\$ -	\$ -	\$ 4,199,000	\$ 5,044,000	\$ -	\$ -	\$ 9,243,000	\$ 12,027,071	BIL (GEN)
89	Hoboken City	S340635-10	\$ -	\$ -	\$ -	\$ -	\$ -	\$ -	\$ -	\$ -	\$ 1,000,000	BIL (GEN)
90	North Bergen Municipal Utilities Authority	S340399-20	\$ -	\$ 30,000,000	\$ -	\$ -	\$ -	\$ -	\$ -	\$ 30,000,000	\$ 38,083,680	BIL (GEN)
91	Mount Laurel Township Municipal Utilities Authority	S340943-06	\$ 4,288,791	\$ -	\$ -	\$ -	\$ -	\$ -	\$ -	\$ 4,288,791	\$ 5,849,119	BIL (GEN)
92	Ocean Township Sewer Authority	S340750-15	\$ 1,200,000	\$ -	\$ -	\$ -	\$ -	\$ -	\$ -	\$ 1,200,000	\$ 1,560,000	BIL (GEN)
93	Ridgewood Village	S340639-05	\$ -	\$ -	\$ -	\$ 1,520,000	\$ -	\$ -	\$ -	\$ 1,520,000	\$ 2,075,987	BIL (GEN)
94	Cliffside Park Borough	S340847-04	\$ -	\$ -	\$ -	\$ 1,000,000	\$ 2,700,000	\$ -	\$ -	\$ 3,700,000	\$ 4,915,537	BIL (GEN)
95	Warren County (Pequest River) Municipal Utilities Authority	S340454-05	\$ -	\$ 3,000,000	\$ -	\$ -	\$ -	\$ -	\$ -	\$ 3,000,000	\$ 3,997,392	BIL (GEN)
96	Riverton Borough	S340275-01	\$ 649,000	\$ -	\$ -	\$ -	\$ -	\$ -	\$ -	\$ 649,000	\$ 914,970	BIL (GEN)

Rank	Project Sponsor	Project Number	Cat 1	Cat 2	Cat 3	Cat 4	Cat 5	Cat 6	Cat 7	Total Building Costs	Estimated Cost	BIL Eligibility
98	Jefferson Township	S340747-02	\$ 1,428,000	\$ -	\$ -	\$ -	\$ -	\$ -	\$ -	\$ 1,428,000	\$ 1,952,637	BIL (GEN)
99	Wrightstown Municipal Utilities Authority	S340925-01	\$ 2,000,000	\$ 900,000	\$ -	\$ -	\$ -	\$ -	\$ -	\$ 2,900,000	\$ 3,866,213	BIL (GEN)
100	Jersey City	S340928-30	\$ -	\$ -	\$ -	\$ -	\$ -	\$ -	\$ -	\$ -	\$ -	BIL (GEN)
101	North Hudson Sewer Authority	S340952-35	\$ 158,018	\$ -	\$ -	\$ -	\$ -	\$ -	\$ -	\$ 158,018	\$ 229,126	BIL (GEN)
103	North Hudson Sewer Authority	S340952-24	\$ -	\$ -	\$ 1,710,000	\$ -	\$ -	\$ -	\$ -	\$ 1,710,000	\$ 2,330,694	BIL (GEN)
103	North Hudson Sewer Authority	S340952-25	\$ -	\$ -	\$ -	\$ -	\$ 1,000,000	\$ -	\$ -	\$ 1,000,000	\$ 1,396,910	BIL (GEN)
103	North Hudson Sewer Authority	S340952-21	\$ -	\$ -	\$ -	\$ -	\$ -	\$ -	\$ -	\$ -	\$ 318,518	BIL (GEN)
103	North Hudson Sewer Authority	S340952-27	\$ -	\$ -	\$ 350,000	\$ -	\$ -	\$ -	\$ -	\$ 350,000	\$ 500,308	BIL (GEN)
103	North Hudson Sewer Authority	S340952-18	\$ -	\$ -	\$ -	\$ -	\$ 357,500	\$ -	\$ -	\$ 357,500	\$ 510,792	BIL (GEN)
103	North Hudson Sewer Authority	S340952-02	\$ -	\$ -	\$ 24,320,163	\$ -	\$ -	\$ -	\$ -	\$ 24,320,163	\$ 30,948,777	BIL (GEN)
104	North Hudson Sewer Authority	S340952-42	\$ -	\$ -	\$ -	\$ -	\$ -	\$ -	\$ -	\$ -	\$ 44,400,000	BIL (GEN)
105	North Hudson Sewer Authority	S340952-40	\$ -	\$ -	\$ -	\$ -	\$ -	\$ -	\$ -	\$ -	\$ 11,300,000	BIL (GEN)
106	North Hudson Sewer Authority	S340952-32	\$ -	\$ -	\$ 3,650,000	\$ -	\$ -	\$ -	\$ -	\$ 3,650,000	\$ 4,492,662	BIL (GEN)
106	North Hudson Sewer Authority	S340952-33	\$ -	\$ -	\$ -	\$ -	\$ -	\$ -	\$ -	\$ -	\$ 20,784,000	BIL (GEN)
107	North Hudson Sewer Authority	S340952-43	\$ -	\$ -	\$ -	\$ -	\$ -	\$ -	\$ -	\$ -	\$ 18,748,600	BIL (GEN)
108	North Hudson Sewer Authority	S340952-29	\$ 933,000	\$ -	\$ -	\$ -	\$ -	\$ -	\$ -	\$ 933,000	\$ 1,215,600	BIL (GEN)
109	North Hudson Sewer Authority	S340952-37	\$ -	\$ -	\$ 4,500,000	\$ -	\$ -	\$ -	\$ -	\$ 4,500,000	\$ 5,400,000	BIL (GEN)
109	North Hudson Sewer Authority	S340952-39	\$ -	\$ -	\$ -	\$ -	\$ -	\$ -	\$ -	\$ -	\$ 12,680,000	BIL (GEN)
110	Long Branch Sewerage Authority	S340820-04	\$ 4,422,000	\$ -	\$ -	\$ -	\$ -	\$ -	\$ -	\$ 4,422,000	\$ 5,860,527	BIL (GEN)
111	Hudson County Improvement Authority	S340652-01	\$ -	\$ -	\$ -	\$ 2,800,000	\$ 200,000	\$ -	\$ -	\$ 3,000,000	\$ 3,997,392	BIL (GEN)
112	Riverside Sewerage Authority	S340490-01	\$ -	\$ 282,900	\$ -	\$ -	\$ -	\$ -	\$ -	\$ 282,900	\$ 410,205	BIL (GEN)
114	Hamilton Township	S340898-01	\$ -	\$ 8,830,000	\$ -	\$ -	\$ -	\$ -	\$ -	\$ 8,830,000	\$ 11,495,634	BIL (GEN)
115	Perth Amboy City	S340435-24	\$ -	\$ -	\$ -	\$ -	\$ -	\$ -	\$ -	\$ -	\$ 1,300,000	BIL (GEN)
115	Perth Amboy City	S340435-23	\$ -	\$ -	\$ -	\$ -	\$ -	\$ -	\$ -	\$ -	\$ 3,900,000	BIL (GEN)
115	Perth Amboy City	S340435-22	\$ -	\$ -	\$ -	\$ -	\$ -	\$ -	\$ -	\$ -	\$ 3,120,000	BIL (GEN)
115	Perth Amboy City	S340435-21	\$ -	\$ -	\$ -	\$ -	\$ -	\$ -	\$ -	\$ -	\$ 355,000	BIL (GEN)
115	Perth Amboy City	S340435-20	\$ -	\$ -	\$ -	\$ -	\$ -	\$ -	\$ -	\$ -	\$ 1,925,000	BIL (GEN)
116	Perth Amboy City	S340435-16	\$ -	\$ -	\$ -	\$ -	\$ 1,000,000	\$ -	\$ -	\$ 1,000,000	\$ 1,120,000	BIL (GEN)
117	West Milford Municipal Utilities Authority	S340701-12	\$ 208,500	\$ -	\$ -	\$ -	\$ -	\$ -	\$ -	\$ 208,500	\$ 301,823	BIL (GEN)
117	West Milford Municipal Utilities Authority	S340701-11	\$ -	\$ 7,040,000	\$ -	\$ -	\$ -	\$ -	\$ -	\$ 7,040,000	\$ 9,189,254	BIL (GEN)
118	Verona Township	S340533-05	\$ -	\$ 950,000	\$ -	\$ -	\$ -	\$ -	\$ -	\$ 950,000	\$ 1,140,000	BIL (GEN)
119	Hackensack City	S340923-13	\$ -	\$ -	\$ -	\$ -	\$ -	\$ -	\$ -	\$ -	\$ 14,700,000	BIL (GEN)
119	Hackensack City	S340923-16	\$ -	\$ -	\$ -	\$ -	\$ -	\$ -	\$ -	\$ -	\$ 4,860,000	BIL (GEN)
119	Hackensack City	S340923-18	\$ -	\$ -	\$ -	\$ -	\$ -	\$ -	\$ -	\$ -	\$ 7,875,000	BIL (GEN)
119	Hackensack City	S340923-19	\$ -	\$ -	\$ -	\$ -	\$ -	\$ -	\$ -	\$ -	\$ 5,130,000	BIL (GEN)
119	Hackensack City	S340923-17	\$ -	\$ -	\$ -	\$ -	\$ -	\$ -	\$ -	\$ -	\$ 7,425,000	BIL (GEN)
119	Hackensack City	S340923-21	\$ -	\$ -	\$ -	\$ -	\$ -	\$ -	\$ -	\$ -	\$ 11,392,000	BIL (GEN)
119	Hackensack City	S340923-12	\$ -	\$ -	\$ 1,400,000	\$ -	\$ 2,974,000	\$ -	\$ -	\$ 4,374,000	\$ 5,903,680	BIL (GEN)
120	Millville City	S340921-09	\$ 5,473,000	\$ -	\$ -	\$ -	\$ -	\$ -	\$ -	\$ 5,473,000	\$ 6,567,600	BIL (GEN)
122	Atlantic County Utilities Authority	S340809-08	\$ 1,196,000	\$ -	\$ -	\$ -	\$ -	\$ -	\$ -	\$ 1,196,000	\$ 1,640,997	BIL (GEN)
126	Rockaway Valley Regional Sewer Authority	S340821-04	\$ 7,500,000	\$ -	\$ -	\$ -	\$ -	\$ -	\$ -	\$ 7,500,000	\$ 9,782,685	BIL (GEN)
127	Bayonne City	S340399-34	\$ -	\$ -	\$ 2,399,008	\$ -	\$ -	\$ -	\$ -	\$ 2,399,008	\$ 2,878,810	BIL (GEN)
127	Bayonne City	S340399-33	\$ -	\$ -	\$ 1,992,820	\$ -	\$ -	\$ 767,691	\$ -	\$ 2,760,511	\$ 5,477,807	BIL (GEN)

Rank	Project Sponsor	Project Number	Cat 1	Cat 2	Cat 3	Cat 4	Cat 5	Cat 6	Cat 7	Total Building Costs	Estimated Cost	BIL Eligibility
128	Neptune Township Sewerage Authority	S340410-05	\$ -	\$ 8,200,000	\$ -	\$ -	\$ -	\$ -	\$ -	\$ 8,200,000	\$ 10,684,529	BIL (GEN)
129	Evesham Municipal Utilities Authority	S340463-05	\$ 2,550,000	\$ 52,000	\$ 102,000	\$ 2,713,000	\$ -	\$ -	\$ -	\$ 5,417,000	\$ 7,132,162	BIL (GEN)
131	Edgewater Municipal Utilities Authority	S340446-09	\$ 1,500,000	\$ 300,000	\$ -	\$ -	\$ -	\$ -	\$ -	\$ 1,800,000	\$ 2,451,173	BIL (GEN)
132	Delaware Township Municipal Utilities Authority	S340917-01	\$ -	\$ 2,800,000	\$ 100,000	\$ -	\$ -	\$ -	\$ -	\$ 2,900,000	\$ 3,866,213	BIL (GEN)
133	Delran Township	S340794-08	\$ -	\$ 1,370,000	\$ -	\$ -	\$ -	\$ -	\$ -	\$ 1,370,000	\$ 1,874,782	BIL (GEN)
133	Delran Township	S340794-11	\$ -	\$ 1,515,000	\$ -	\$ -	\$ -	\$ -	\$ -	\$ 1,515,000	\$ 2,003,000	BIL (GEN)
134	Newark (JMEUC) City	S340686-14g	\$ 1,553,105	\$ -	\$ -	\$ -	\$ -	\$ -	\$ -	\$ 1,553,105	\$ 2,039,286	BIL (GEN)
134	Newark (JMEUC) City	S340686-15g	\$ 520,811	\$ -	\$ -	\$ -	\$ -	\$ -	\$ -	\$ 520,811	\$ 787,662	BIL (GEN)
135	Elizabeth (JMEUC) City	S340686-14b	\$ 7,844,794	\$ -	\$ -	\$ -	\$ -	\$ -	\$ -	\$ 7,844,794	\$ 9,775,218	BIL (GEN)
135	Elizabeth (JMEUC) City	S340686-15b	\$ 2,630,633	\$ -	\$ -	\$ -	\$ -	\$ -	\$ -	\$ 2,630,633	\$ 3,454,212	BIL (GEN)
136	Mercer County Improvement Authority	S340004-01	\$ 19,900,000	\$ 1,627,000	\$ -	\$ -	\$ -	\$ -	\$ -	\$ 21,527,000	\$ 38,312,400	BIL (GEN)
137	East Orange (JMEUC) City	S340686-14a	\$ 655,382	\$ -	\$ -	\$ -	\$ -	\$ -	\$ -	\$ 655,382	\$ 911,347	BIL (GEN)
137	East Orange (JMEUC) City	S340686-15a	\$ 219,772	\$ -	\$ -	\$ -	\$ -	\$ -	\$ -	\$ 219,772	\$ 382,453	BIL (GEN)
138	Irvington (JMEUC) Township	S340686-14d	\$ 2,661,232	\$ -	\$ -	\$ -	\$ -	\$ -	\$ -	\$ 2,661,232	\$ 3,402,287	BIL (GEN)
139	Passaic Valley Sewerage Commission	S340689-58	\$ 63,628,047	\$ -	\$ -	\$ -	\$ -	\$ -	\$ -	\$ 63,628,047	\$ 79,066,476	BIL (GEN)
139	Passaic Valley Sewerage Commission	S340689-37	\$ 8,333,000	\$ -	\$ -	\$ -	\$ -	\$ -	\$ -	\$ 8,333,000	\$ 107,091,640	BIL (GEN)
139	Passaic Valley Sewerage Commission	S340689-47	\$ -	\$ -	\$ -	\$ -	\$ -	\$ -	\$ -	\$ -	\$ 3,668,234	BIL (GEN)
140	Passaic Valley Sewerage Commission	S340689-44	\$ -	\$ -	\$ -	\$ -	\$ -	\$ -	\$ -	\$ -	\$ 852,605	BIL (GEN)
141	Passaic Valley Sewerage Commission	S340689-52	\$ 51,500,000	\$ -	\$ -	\$ -	\$ -	\$ -	\$ -	\$ 51,500,000	\$ 66,477,527	BIL (GEN)
141	Passaic Valley Sewerage Commission	S340689-53	\$ 9,716,000	\$ -	\$ -	\$ -	\$ -	\$ -	\$ -	\$ 9,716,000	\$ 16,843,200	BIL (GEN)
141	Passaic Valley Sewerage Commission	S340689-55	\$ 7,300,000	\$ -	\$ -	\$ -	\$ -	\$ -	\$ -	\$ 7,300,000	\$ 9,288,380	BIL (GEN)
141	Passaic Valley Sewerage Commission	S340689-56	\$ 4,500,000	\$ -	\$ -	\$ -	\$ -	\$ -	\$ -	\$ 4,500,000	\$ 5,940,000	BIL (GEN)
142	Passaic Valley Sewerage Commission	S340689-61	\$ 12,000,000	\$ -	\$ -	\$ -	\$ -	\$ -	\$ -	\$ 12,000,000	\$ 16,437,304	BIL (GEN)
142	Passaic Valley Sewerage Commission	S340689-62	\$ 18,000,000	\$ -	\$ -	\$ -	\$ -	\$ -	\$ -	\$ 18,000,000	\$ 23,808,800	BIL (GEN)
143	Passaic Valley Sewerage Commission	S345200-01	\$ -	\$ -	\$ -	\$ -	\$ -	\$ -	\$ -	\$ -	\$ 7,551,288	BIL (GEN)
143	Passaic Valley Sewerage Commission	S340689-23	\$ 99,999,999	\$ -	\$ -	\$ -	\$ -	\$ -	\$ -	\$ 99,999,999	\$ 136,764,386	BIL (GEN)
144	Passaic Valley Sewerage Commission	S340689-51	\$ -	\$ -	\$ -	\$ -	\$ -	\$ -	\$ -	\$ -	\$ 39,087,360	BIL (GEN)
145	Passaic Valley Sewerage Commission	S340689-49	\$ 74,400,000	\$ -	\$ -	\$ -	\$ -	\$ -	\$ -	\$ 74,400,000	\$ 159,857,600	BIL (GEN)
146	Passaic Valley Sewerage Commission	S340689-33	\$ 4,468,500	\$ -	\$ -	\$ -	\$ -	\$ -	\$ -	\$ 4,468,500	\$ 5,921,310	BIL (GEN)
146	Passaic Valley Sewerage Commission	S340689-29	\$ 47,523,720	\$ -	\$ -	\$ -	\$ -	\$ -	\$ -	\$ 47,523,720	\$ 60,117,586	BIL (GEN)
146	Passaic Valley Sewerage Commission	S340689-28	\$ 2,500,000	\$ -	\$ -	\$ -	\$ -	\$ -	\$ -	\$ 2,500,000	\$ 3,340,073	BIL (GEN)
146	Passaic Valley Sewerage Commission	S340689-26	\$ 46,000,000	\$ -	\$ -	\$ -	\$ -	\$ -	\$ -	\$ 46,000,000	\$ 58,205,014	BIL (GEN)
146	Passaic Valley Sewerage Commission	S340689-24	\$ 14,000,000	\$ -	\$ -	\$ -	\$ -	\$ -	\$ -	\$ 14,000,000	\$ 17,986,421	BIL (GEN)
147	Atlantic County Utilities Authority	S340809-09	\$ 2,000,000	\$ -	\$ -	\$ -	\$ -	\$ -	\$ -	\$ 2,000,000	\$ 2,718,518	BIL (GEN)
149	Mount Laurel Township Municipal Utilities Authority	S340943-08	\$ 5,600,000	\$ -	\$ -	\$ -	\$ -	\$ -	\$ -	\$ 5,600,000	\$ 7,120,000	BIL (GEN)
150	East Windsor Municipal Utilities Authority	S340536-08	\$ 9,450,000	\$ -	\$ -	\$ -	\$ -	\$ -	\$ -	\$ 9,450,000	\$ 12,293,391	BIL (GEN)
151	Pennsville Sewerage Authority	S340870-02	\$ -	\$ 1,200,000	\$ -	\$ 4,281,000	\$ -	\$ -	\$ -	\$ 5,481,000	\$ 7,211,095	BIL (GEN)
152	Pennsville Sewerage Authority	S340870-05	\$ 2,796,750	\$ -	\$ -	\$ -	\$ -	\$ -	\$ -	\$ 2,796,750	\$ 3,951,710	BIL (GEN)
153	Harrison Township	S340362-05	\$ 794,000	\$ -	\$ -	\$ -	\$ -	\$ -	\$ -	\$ 794,000	\$ 1,114,504	BIL (GEN)
154	Gloucester County Utilities Authority	S340526-06	\$ 1,122,000	\$ 561,000	\$ -	\$ -	\$ -	\$ -	\$ -	\$ 1,683,000	\$ 2,294,564	BIL (GEN)
155	Beach Haven Borough	S344220-01	\$ -	\$ -	\$ -	\$ -	\$ -	\$ 1,572,000	\$ -	\$ 1,572,000	\$ 2,038,640	BIL (GEN)
156	Jersey City Municipal Utilities Authority	S340928-51	\$ -	\$ -	\$ 30,304,196	\$ -	\$ -	\$ -	\$ -	\$ 30,304,196	\$ 36,677,086	BIL (GEN)
157	Jersey City Municipal Utilities Authority	S340928-52	\$ -	\$ -	\$ 26,300,000	\$ -	\$ -	\$ -	\$ -	\$ 26,300,000	\$ 34,190,000	BIL (GEN)

Rank	Project Sponsor	Project Number	Cat 1	Cat 2	Cat 3	Cat 4	Cat 5	Cat 6	Cat 7	Total Building Costs	Estimated Cost	BIL Eligibility
185	Carneys Point Sewerage Authority	S340502-10	\$ 37,727,645	\$ 5,540,786	\$ -	\$ 832,376	\$ -	\$ 763,111	\$ -	\$ 44,863,918	\$ 57,414,377	BIL (GEN)
187	Mansfield Township	S340935-01	\$ 700,000	\$ 300,000	\$ -	\$ -	\$ -	\$ -	\$ -	\$ 1,000,000	\$ 1,396,910	BIL (GEN)
188	Raritan Township Municipal Utilities Authority	S340485-13	\$ 1,250,000	\$ -	\$ -	\$ -	\$ -	\$ -	\$ -	\$ 1,250,000	\$ 1,500,000	BIL (GEN)
189	Raritan Township Municipal Utilities Authority	S340485-05	\$ 215,000	\$ -	\$ -	\$ -	\$ -	\$ -	\$ -	\$ 215,000	\$ 311,009	BIL (GEN)
191	Passaic Valley Sewerage Commission	S340689-50	\$ 5,272,544	\$ -	\$ -	\$ -	\$ -	\$ -	\$ -	\$ 5,272,544	\$ 6,708,430	BIL (GEN)
192	Passaic Valley Sewerage Commission	S340689-63	\$ 47,500,000	\$ -	\$ -	\$ -	\$ -	\$ -	\$ -	\$ 47,500,000	\$ 60,667,353	BIL (GEN)
192	Passaic Valley Sewerage Commission	S340689-65	\$ 15,338,592	\$ -	\$ -	\$ -	\$ -	\$ -	\$ -	\$ 15,338,592	\$ 18,406,310	BIL (GEN)
193	Passaic Valley Sewerage Commission	S340689-19	\$ 50,000,000	\$ -	\$ -	\$ -	\$ -	\$ -	\$ -	\$ 50,000,000	\$ 63,223,700	BIL (GEN)
193	Passaic Valley Sewerage Commission	S340689-16	\$ 10,000,000	\$ -	\$ -	\$ -	\$ -	\$ -	\$ -	\$ 10,000,000	\$ 13,000,360	BIL (GEN)
194	Wanaque Valley Regional Sewer Authority	S340780-05	\$ -	\$ 8,580,000	\$ -	\$ -	\$ -	\$ -	\$ -	\$ 8,580,000	\$ 11,455,600	BIL (GEN)
197	Clinton Town	S340924-05	\$ 1,130,000	\$ -	\$ -	\$ -	\$ -	\$ -	\$ -	\$ 1,130,000	\$ 1,559,892	BIL (GEN)
198	Allamuchy Township	S340256-03	\$ -	\$ 2,110,000	\$ -	\$ -	\$ -	\$ -	\$ -	\$ 2,110,000	\$ 2,988,000	BIL (GEN)
199	Allamuchy Township	S340256-02	\$ -	\$ 3,000,000	\$ -	\$ -	\$ -	\$ -	\$ -	\$ 3,000,000	\$ 3,997,392	BIL (GEN)
200	Clinton Town	S340924-10	\$ 1,200,000	\$ -	\$ -	\$ -	\$ -	\$ -	\$ -	\$ 1,200,000	\$ 1,640,000	BIL (GEN)
202	Flemington Borough	S340440-05	\$ -	\$ -	\$ -	\$ 545,000	\$ -	\$ -	\$ -	\$ 545,000	\$ 654,000	BIL (GEN)
203	Rahway Valley Sewerage Authority	S340547-19	\$ -	\$ -	\$ -	\$ -	\$ -	\$ -	\$ -	\$ -	\$ 11,656,205	BIL (GEN)
204	Elizabeth (JMEUC) City	S340686-11b	\$ 2,230,308	\$ -	\$ -	\$ -	\$ -	\$ -	\$ -	\$ 2,230,308	\$ 3,004,606	BIL (GEN)
205	Passaic Valley Sewerage Commission	S340689-64	\$ 15,000,000	\$ -	\$ -	\$ -	\$ -	\$ -	\$ -	\$ 15,000,000	\$ 20,196,000	BIL (EC)
206	JMEUC	S340686-04	\$ 8,600,000	\$ -	\$ -	\$ -	\$ -	\$ -	\$ -	\$ 8,600,000	\$ 11,199,679	BIL (GEN)
207	JMEUC	S340686-11	\$ -	\$ -	\$ -	\$ -	\$ -	\$ -	\$ -	\$ -	\$ 9,713,429	BIL (GEN)
208	Newark (JMEUC) City	S340686-11g	\$ 441,554	\$ -	\$ -	\$ -	\$ -	\$ -	\$ -	\$ 441,554	\$ 668,830	BIL (GEN)
209	Newark City	S340815-16	\$ -	\$ -	\$ -	\$ -	\$ -	\$ 4,470,000	\$ -	\$ 4,470,000	\$ 5,923,270	BIL (GEN)
209	Newark City	S340815-19	\$ -	\$ -	\$ 3,500,000	\$ -	\$ -	\$ -	\$ -	\$ 3,500,000	\$ 4,653,327	BIL (GEN)
210	Gloucester County Utilities Authority	S340902-15	\$ 5,400,000	\$ -	\$ -	\$ -	\$ -	\$ -	\$ -	\$ 5,400,000	\$ 7,200,000	BIL (GEN)
211	East Orange (JMEUC) City	S340686-11a	\$ 186,326	\$ -	\$ -	\$ -	\$ -	\$ -	\$ -	\$ 186,326	\$ 333,726	BIL (GEN)
212	Union (JMEUC) Township	S340686-11k	\$ 823,897	\$ -	\$ -	\$ -	\$ -	\$ -	\$ -	\$ 823,897	\$ 1,166,477	BIL (GEN)
213	Irvington (JMEUC) Township	S340686-11d	\$ 756,599	\$ -	\$ -	\$ -	\$ -	\$ -	\$ -	\$ 756,599	\$ 1,080,131	BIL (GEN)
214	West Orange (JMEUC) Township	S340686-11l	\$ 522,363	\$ -	\$ -	\$ -	\$ -	\$ -	\$ -	\$ 522,363	\$ 775,447	BIL (GEN)
215	Stafford Township	S344100-02	\$ -	\$ -	\$ -	\$ -	\$ -	\$ 4,479,250	\$ -	\$ 4,479,250	\$ 5,935,359	BIL (GEN)
215	Stafford Township	S344100-03	\$ -	\$ -	\$ -	\$ -	\$ -	\$ 2,261,475	\$ -	\$ 2,261,475	\$ 3,046,458	BIL (GEN)
216	Maplewood (JMEUC) Township	S340686-11e	\$ 290,865	\$ -	\$ -	\$ -	\$ -	\$ -	\$ -	\$ 290,865	\$ 470,817	BIL (GEN)
217	Hillside (JMEUC) Township	S340686-11c	\$ 285,382	\$ -	\$ -	\$ -	\$ -	\$ -	\$ -	\$ 285,382	\$ 465,708	BIL (GEN)
218	Summit (JMEUC) City	S340686-11j	\$ 383,331	\$ -	\$ -	\$ -	\$ -	\$ -	\$ -	\$ 383,331	\$ 592,666	BIL (GEN)
219	Millburn (JMEUC) Township	S340686-11f	\$ 257,041	\$ -	\$ -	\$ -	\$ -	\$ -	\$ -	\$ 257,041	\$ 425,141	BIL (GEN)
220	South Orange Village (JMEUC) Township	S340686-11i	\$ 196,590	\$ -	\$ -	\$ -	\$ -	\$ -	\$ -	\$ 196,590	\$ 348,931	BIL (GEN)
221	Roselle Park (JMEUC) Borough	S340686-11h	\$ 125,739	\$ -	\$ -	\$ -	\$ -	\$ -	\$ -	\$ 125,739	\$ 257,514	BIL (GEN)
222	Buena Borough Municipal Utilities Authority	S340518-04	\$ 1,500,000	\$ -	\$ -	\$ -	\$ -	\$ -	\$ -	\$ 1,500,000	\$ 2,049,114	BIL (GEN)
223	Berkeley Township	S344020-02	\$ -	\$ -	\$ -	\$ -	\$ -	\$ 663,750	\$ -	\$ 663,750	\$ 905,062	BIL (GEN)
223	Berkeley Township	S344020-01	\$ -	\$ -	\$ -	\$ -	\$ -	\$ 663,750	\$ -	\$ 663,750	\$ 905,062	BIL (GEN)
225	Passaic Valley Sewerage Commission	S340689-67	\$ 12,584,000	\$ -	\$ -	\$ -	\$ -	\$ -	\$ -	\$ 12,584,000	\$ 16,269,816	BIL (GEN)
226	Stony Brook Regional Sewer Authority	S340400-11	\$ -	\$ 16,605,146	\$ -	\$ -	\$ -	\$ -	\$ -	\$ 16,605,146	\$ 20,925,055	BIL (GEN)
228	Western Monmouth Utilities Authority	S340128-03	\$ 10,000,000	\$ -	\$ -	\$ -	\$ -	\$ -	\$ -	\$ 10,000,000	\$ 13,000,360	BIL (GEN)
229	Gloucester Township Municipal Utilities Authority	S340364-09	\$ 612,500	\$ -	\$ -	\$ -	\$ -	\$ -	\$ -	\$ 612,500	\$ 864,565	BIL (GEN)

Rank	Project Sponsor	Project Number	Cat 1	Cat 2	Cat 3	Cat 4	Cat 5	Cat 6	Cat 7	Total Building Costs	Estimated Cost	BIL Eligibility
230	Ocean County	S344080-02	\$ -	\$ -	\$ -	\$ -	\$ -	\$ 1,744,711	\$ -	\$ 1,744,711	\$ 2,093,652	BIL (GEN)
231	Evesham Municipal Utilities Authority	S340838-09	\$ -	\$ 280,000	\$ -	\$ -	\$ -	\$ -	\$ -	\$ 280,000	\$ 388,000	BIL (GEN)
231	Evesham Municipal Utilities Authority	S340838-10	\$ -	\$ 1,100,000	\$ -	\$ -	\$ -	\$ -	\$ -	\$ 1,100,000	\$ 1,449,000	BIL (GEN)
232	Maple Shade Township	S340710-05	\$ 1,867,520	\$ -	\$ -	\$ -	\$ -	\$ -	\$ -	\$ 1,867,520	\$ 2,541,540	BIL (GEN)
233	Long Hill Township	S340404-10	\$ -	\$ 3,656,760	\$ 2,073,545	\$ -	\$ -	\$ -	\$ -	\$ 5,730,305	\$ 7,439,786	BIL (GEN)
234	Jefferson Township	S340747-04	\$ -	\$ -	\$ -	\$ 4,932,000	\$ -	\$ -	\$ -	\$ 4,932,000	\$ 6,526,216	BIL (GEN)
235	North Wildwood City	S340663-07	\$ -	\$ -	\$ 13,313,000	\$ -	\$ -	\$ -	\$ -	\$ 13,313,000	\$ 17,968,040	BIL (GEN)
236	Seaside Park Borough	S344200-02	\$ -	\$ -	\$ -	\$ -	\$ -	\$ 2,076,690	\$ -	\$ 2,076,690	\$ 2,691,442	BIL (GEN)
237	Howell Township Municipal Utilities Authority	S340832-01	\$ -	\$ -	\$ -	\$ 4,435,000	\$ -	\$ -	\$ -	\$ 4,435,000	\$ 5,877,522	BIL (GEN)
238	Bay Head Borough	S344120-02	\$ -	\$ -	\$ -	\$ -	\$ -	\$ 200,000	\$ -	\$ 200,000	\$ 289,789	BIL (GEN)
239	Hammonton Town	S340927-07	\$ -	\$ 2,900,000	\$ -	\$ -	\$ -	\$ -	\$ -	\$ 2,900,000	\$ 3,866,213	BIL (GEN)
240	Ewing Lawrence Sewer Authority	S340391-12	\$ -	\$ -	\$ 12,018,895	\$ -	\$ -	\$ -	\$ -	\$ 12,018,895	\$ 14,972,674	BIL (GEN)
241	Long Branch Sewerage Authority	S340336-09	\$ -	\$ -	\$ 4,310,000	\$ -	\$ -	\$ -	\$ -	\$ 4,310,000	\$ 5,506,680	BIL (GEN)
242	Bergen County Utilities Authority	S340386-28	\$ 48,000,000	\$ -	\$ -	\$ -	\$ -	\$ -	\$ -	\$ 48,000,000	\$ 62,400,000	BIL (GEN)
243	Bergen County Utilities Authority	S340386-26	\$ 2,000,000	\$ -	\$ -	\$ -	\$ -	\$ -	\$ -	\$ 2,000,000	\$ 2,626,800	BIL (GEN)
244	Camden County Municipal Utilities Authority	S340640-37	\$ 15,000,000	\$ -	\$ -	\$ -	\$ -	\$ -	\$ -	\$ 15,000,000	\$ 19,500,000	BIL (GEN)
245	East Orange (JMEUC) City	S340686-12a	\$ 1,422,083	\$ -	\$ -	\$ -	\$ -	\$ -	\$ -	\$ 1,422,083	\$ 1,881,085	BIL (GEN)
245	Elizabeth City	S340686-12b	\$ 17,022,059	\$ -	\$ -	\$ -	\$ -	\$ -	\$ -	\$ 17,022,059	\$ 21,540,429	BIL (GEN)
245	Hillside (JMEUC) Township	S340686-12c	\$ 2,178,081	\$ -	\$ -	\$ -	\$ -	\$ -	\$ -	\$ 2,178,081	\$ 2,831,850	BIL (GEN)
245	Irvington (JMEUC) Township	S340686-12d	\$ 5,774,483	\$ -	\$ -	\$ -	\$ -	\$ -	\$ -	\$ 5,774,483	\$ 7,394,557	BIL (GEN)
245	JMEUC	S340686-12	\$ 49,609,000	\$ -	\$ -	\$ -	\$ -	\$ -	\$ -	\$ 49,609,000	\$ 63,598,080	BIL (GEN)
245	Maplewood (JMEUC) Township	S340686-12e	\$ 2,219,927	\$ -	\$ -	\$ -	\$ -	\$ -	\$ -	\$ 2,219,927	\$ 2,884,383	BIL (GEN)
245	Millburn Township	S340686-12f	\$ 1,961,778	\$ -	\$ -	\$ -	\$ -	\$ -	\$ -	\$ 1,961,778	\$ 2,563,756	BIL (GEN)
245	Newark (JMEUC) City	S340686-12g	\$ 3,370,011	\$ -	\$ -	\$ -	\$ -	\$ -	\$ -	\$ 3,370,011	\$ 4,344,003	BIL (GEN)
245	Roselle Park (JMEUC) Borough	S340686-12h	\$ 959,661	\$ -	\$ -	\$ -	\$ -	\$ -	\$ -	\$ 959,661	\$ 1,303,093	BIL (GEN)
245	South Orange Village (JMEUC) Township	S340686-12i	\$ 1,500,392	\$ -	\$ -	\$ -	\$ -	\$ -	\$ -	\$ 1,500,392	\$ 1,980,825	BIL (GEN)
245	Summit (JMEUC) City	S340686-12j	\$ 2,925,648	\$ -	\$ -	\$ -	\$ -	\$ -	\$ -	\$ 2,925,648	\$ 3,772,104	BIL (GEN)
245	Union (JMEUC) Township	S340686-12k	\$ 6,288,113	\$ -	\$ -	\$ -	\$ -	\$ -	\$ -	\$ 6,288,113	\$ 7,995,650	BIL (GEN)
245	West Orange (JMEUC) Township	S340686-12l	\$ 3,986,759	\$ -	\$ -	\$ -	\$ -	\$ -	\$ -	\$ 3,986,759	\$ 5,106,338	BIL (GEN)
246	Bergen County Utilities Authority	S340386-13	\$ 24,900,000	\$ -	\$ -	\$ -	\$ -	\$ -	\$ -	\$ 24,900,000	\$ 31,660,502	BIL (GEN)
246	Bergen County Utilities Authority	S340386-10	\$ 4,500,000	\$ -	\$ -	\$ -	\$ -	\$ -	\$ -	\$ 4,500,000	\$ 5,962,475	BIL (GEN)
247	East Orange (JMEUC) City	S340686-09A	\$ 389,829	\$ -	\$ -	\$ -	\$ -	\$ -	\$ -	\$ 389,829	\$ 620,503	BIL (GEN)
247	East Orange (JMEUC) City	S340686-08a	\$ 613,229	\$ -	\$ -	\$ -	\$ -	\$ -	\$ -	\$ 613,229	\$ 928,676	BIL (GEN)
247	Elizabeth (JMEUC) City	S340686-09B	\$ 4,666,181	\$ -	\$ -	\$ -	\$ -	\$ -	\$ -	\$ 4,666,181	\$ 6,505,875	BIL (GEN)
247	Elizabeth (JMEUC) City	S340686-08b	\$ 7,340,242	\$ -	\$ -	\$ -	\$ -	\$ -	\$ -	\$ 7,340,242	\$ 10,123,699	BIL (GEN)
247	Hillside (JMEUC) Township	S340686-09C	\$ 597,067	\$ -	\$ -	\$ -	\$ -	\$ -	\$ -	\$ 597,067	\$ 908,429	BIL (GEN)
247	Hillside (JMEUC) Township	S340686-08c	\$ 939,231	\$ -	\$ -	\$ -	\$ -	\$ -	\$ -	\$ 939,231	\$ 1,375,945	BIL (GEN)
247	Irvington (JMEUC) Township	S340686-09D	\$ 1,582,933	\$ -	\$ -	\$ -	\$ -	\$ -	\$ -	\$ 1,582,933	\$ 2,252,346	BIL (GEN)
247	Irvington (JMEUC) Township	S340686-08d	\$ 2,490,070	\$ -	\$ -	\$ -	\$ -	\$ -	\$ -	\$ 2,490,070	\$ 3,495,532	BIL (GEN)
247	JMEUC	S340686-08	\$ 76,983,778	\$ -	\$ -	\$ -	\$ -	\$ -	\$ -	\$ 76,983,778	\$ 101,231,765	BIL (GEN)
247	Maplewood (JMEUC) Township	S340686-08e	\$ 957,275	\$ -	\$ -	\$ -	\$ -	\$ -	\$ -	\$ 957,275	\$ 1,401,348	BIL (GEN)
247	Millburn Township	S340686-08f	\$ 845,956	\$ -	\$ -	\$ -	\$ -	\$ -	\$ -	\$ 845,956	\$ 1,248,865	BIL (GEN)
247	Newark (JMEUC) City	S340686-09E	\$ 923,806	\$ -	\$ -	\$ -	\$ -	\$ -	\$ -	\$ 923,806	\$ 1,363,042	BIL (GEN)

Rank	Project Sponsor	Project Number	Cat 1	Cat 2	Cat 3	Cat 4	Cat 5	Cat 6	Cat 7	Total Building Costs	Estimated Cost	BIL Eligibility
247	Newark (JMEUC) City	S340686-08g	\$ 1,453,214	\$ -	\$ -	\$ -	\$ -	\$ -	\$ -	\$ 1,453,214	\$ 2,077,409	BIL (GEN)
247	Roselle Park (JMEUC) Borough	S340686-08h	\$ 413,824	\$ -	\$ -	\$ -	\$ -	\$ -	\$ -	\$ 413,824	\$ 659,228	BIL (GEN)
247	South Orange Village (JMEUC) Township	S340686-09F	\$ 411,295	\$ -	\$ -	\$ -	\$ -	\$ -	\$ -	\$ 411,295	\$ 650,806	BIL (GEN)
247	South Orange Village (JMEUC) Township	S340686-08i	\$ 646,998	\$ -	\$ -	\$ -	\$ -	\$ -	\$ -	\$ 646,998	\$ 974,428	BIL (GEN)
247	Summit (JMEUC) City	S340686-09G	\$ 801,994	\$ -	\$ -	\$ -	\$ -	\$ -	\$ -	\$ 801,994	\$ 1,186,321	BIL (GEN)
247	Summit (JMEUC) City	S340686-08j	\$ 1,261,596	\$ -	\$ -	\$ -	\$ -	\$ -	\$ -	\$ 1,261,596	\$ 1,818,135	BIL (GEN)
247	Union (JMEUC) Township	S340686-09H	\$ 1,723,732	\$ -	\$ -	\$ -	\$ -	\$ -	\$ -	\$ 1,723,732	\$ 2,449,334	BIL (GEN)
247	Union (JMEUC) Township	S340686-08k	\$ 2,711,556	\$ -	\$ -	\$ -	\$ -	\$ -	\$ -	\$ 2,711,556	\$ 3,795,471	BIL (GEN)
247	West Orange (JMEUC) Township	S340686-09I	\$ 1,092,872	\$ -	\$ -	\$ -	\$ -	\$ -	\$ -	\$ 1,092,872	\$ 1,585,428	BIL (GEN)
247	West Orange (JMEUC) Township	S340686-08l	\$ 1,719,168	\$ -	\$ -	\$ -	\$ -	\$ -	\$ -	\$ 1,719,168	\$ 2,443,340	BIL (GEN)
250	Parsippany Troy Hills Township	S340886-04	\$ -	\$ 8,316,000	\$ -	\$ -	\$ -	\$ -	\$ -	\$ 8,316,000	\$ 10,833,981	BIL (GEN)
251	Kearny Municipal Utilities Authority	S340259-08	\$ -	\$ -	\$ 500,000	\$ -	\$ -	\$ -	\$ -	\$ 500,000	\$ 708,917	BIL (GEN)
252	Rutgers, The State University of New Jersey	S340500-02	\$ 41,205,000	\$ -	\$ -	\$ -	\$ -	\$ -	\$ -	\$ 41,205,000	\$ 49,446,000	BIL (GEN)
253	Northfield City	S340508-04	\$ -	\$ -	\$ 450,000	\$ -	\$ -	\$ -	\$ -	\$ 450,000	\$ 720,000	BIL (GEN)
254	Lambertville Municipal Utilities Authority	S340882-11	\$ -	\$ -	\$ 1,583,209	\$ -	\$ -	\$ -	\$ -	\$ 1,583,209	\$ 2,049,850	BIL (GEN)
255	Delaware Township Municipal Utilities Authority	S340917-04	\$ -	\$ -	\$ 750,000	\$ -	\$ -	\$ -	\$ -	\$ 750,000	\$ 1,015,000	BIL (GEN)
256	Brick Township	S344030-01	\$ -	\$ -	\$ -	\$ -	\$ -	\$ 731,811	\$ -	\$ 731,811	\$ 1,029,029	BIL (GEN)
257	Manchester Township	S344070-01	\$ -	\$ -	\$ -	\$ -	\$ -	\$ 575,068	\$ -	\$ 575,068	\$ 812,885	BIL (GEN)
261	Little Egg Harbor Township	S344060-01	\$ -	\$ -	\$ -	\$ -	\$ -	\$ 2,187,500	\$ -	\$ 2,187,500	\$ 2,954,323	BIL (GEN)
262	Hightstown Borough	S340915-06	\$ -	\$ 1,035,000	\$ -	\$ -	\$ -	\$ -	\$ -	\$ 1,035,000	\$ 1,441,211	BIL (GEN)
263	Lakehurst Borough	S344150-01	\$ -	\$ -	\$ -	\$ -	\$ -	\$ 361,000	\$ -	\$ 361,000	\$ 515,681	BIL (GEN)
264	Lacey Township	S344140-01	\$ -	\$ -	\$ -	\$ -	\$ -	\$ 225,380	\$ -	\$ 225,380	\$ 325,651	BIL (GEN)
265	Ocean County	S344080-06	\$ -	\$ -	\$ -	\$ -	\$ -	\$ 2,000,000	\$ -	\$ 2,000,000	\$ 2,718,518	BIL (GEN)
266	Ocean County	S344080-10	\$ -	\$ -	\$ -	\$ -	\$ -	\$ 200,000	\$ -	\$ 200,000	\$ 240,000	BIL (GEN)
266	Ocean County	S344080-11	\$ -	\$ -	\$ -	\$ -	\$ -	\$ 280,000	\$ -	\$ 280,000	\$ 336,000	BIL (GEN)
267	Rockaway Valley Regional Sewer Authority	S340821-11	\$ 10,600,000	\$ -	\$ -	\$ -	\$ -	\$ -	\$ -	\$ 10,600,000	\$ 12,720,000	BIL (GEN)
267	Rockaway Valley Regional Sewer Authority	S340821-08	\$ -	\$ 12,000,000	\$ -	\$ -	\$ -	\$ -	\$ -	\$ 12,000,000	\$ 15,439,092	BIL (GEN)
268	Ocean County	S344080-09	\$ -	\$ -	\$ -	\$ -	\$ -	\$ 775,000	\$ -	\$ 775,000	\$ 1,123,750	BIL (GEN)
271	Landis Sewerage Authority	S340461-05	\$ 2,700,000	\$ -	\$ -	\$ -	\$ -	\$ -	\$ -	\$ 2,700,000	\$ 3,603,428	BIL (GEN)
272	Cumberland County Utilities Authority	S340550-09	\$ 1,500,000	\$ -	\$ -	\$ -	\$ -	\$ -	\$ -	\$ 1,500,000	\$ 2,000,000	BIL (GEN)
273	Lacey Township	S344140-02	\$ -	\$ -	\$ -	\$ -	\$ -	\$ -	\$ -	\$ -	\$ 122,600	BIL (GEN)
275	Point Pleasant Borough	S344210-01	\$ -	\$ -	\$ -	\$ -	\$ -	\$ 220,000	\$ -	\$ 220,000	\$ 318,067	BIL (GEN)
276	Beachwood Borough	S344010-02	\$ -	\$ -	\$ -	\$ -	\$ -	\$ 500,000	\$ -	\$ 500,000	\$ 708,917	BIL (GEN)
277	Beachwood Borough	S344010-01	\$ -	\$ -	\$ -	\$ -	\$ -	\$ 696,500	\$ -	\$ 696,500	\$ 980,378	BIL (GEN)
278	Millstone Township	S344160-01	\$ -	\$ -	\$ -	\$ -	\$ -	\$ 250,000	\$ -	\$ 250,000	\$ 360,245	BIL (GEN)
279	Wildwood City	S340664-06	\$ -	\$ -	\$ 11,891,277	\$ -	\$ -	\$ -	\$ -	\$ 11,891,277	\$ 15,713,009	BIL (GEN)
281	Seaside Heights Borough	S340236-02	\$ -	\$ -	\$ -	\$ -	\$ -	\$ -	\$ -	\$ -	\$ 1,860,000	BIL (GEN)
282	Ocean Gate Borough	S344180-01	\$ -	\$ -	\$ -	\$ -	\$ -	\$ 1,690,000	\$ -	\$ 1,690,000	\$ 2,303,933	BIL (GEN)
283	Pine Beach Borough	S344090-01	\$ -	\$ -	\$ -	\$ -	\$ -	\$ 305,000	\$ -	\$ 305,000	\$ 437,413	BIL (GEN)
284	Bay Head Borough	S344120-01	\$ -	\$ -	\$ -	\$ -	\$ -	\$ 172,500	\$ -	\$ 172,500	\$ 250,886	BIL (GEN)
285	Roosevelt Borough	S340761-04	\$ 1,200,000	\$ -	\$ -	\$ -	\$ -	\$ -	\$ -	\$ 1,200,000	\$ 1,744,000	BIL (GEN)
285	Roosevelt Borough	S340761-03	\$ 111,500	\$ -	\$ -	\$ -	\$ -	\$ -	\$ -	\$ 111,500	\$ 161,675	BIL (GEN)
286	Jersey City Municipal Utilities Authority	S340928-48	\$ -	\$ -	\$ 2,018,000	\$ -	\$ -	\$ -	\$ -	\$ 2,018,000	\$ 2,521,600	BIL (GEN)

Rank	Project Sponsor	Project Number	Cat 1	Cat 2	Cat 3	Cat 4	Cat 5	Cat 6	Cat 7	Total Building Costs	Estimated Cost	BIL Eligibility
287	Ewing Lawrence Sewer Authority	S340391-13	\$ -	\$ -	\$ 18,536,647	\$ -	\$ -	\$ -	\$ -	\$ 18,536,647	\$ 23,170,809	BIL (GEN)
288	Passaic Valley Sewerage Commission	S340689-57	\$ -	\$ -	\$ 56,800,000	\$ -	\$ -	\$ -	\$ -	\$ 56,800,000	\$ 72,931,505	BIL (GEN)
289	New Jersey Water Supply Authority	S340421-02	\$ -	\$ 65,185,000	\$ -	\$ -	\$ -	\$ -	\$ -	\$ 65,185,000	\$ 82,822,000	BIL (GEN)
289	New Jersey Water Supply Authority	S340421-03	\$ -	\$ 65,185,000	\$ -	\$ -	\$ -	\$ -	\$ -	\$ 65,185,000	\$ 82,822,000	BIL (GEN)
289	New Jersey Water Supply Authority	S340421-04	\$ 61,000,000	\$ -	\$ -	\$ -	\$ -	\$ -	\$ -	\$ 61,000,000	\$ 78,200,000	BIL (GEN)
290	Camden County Municipal Utilities Authority	S340640-36	\$ 11,962,462	\$ -	\$ -	\$ -	\$ -	\$ -	\$ -	\$ 11,962,462	\$ 14,880,954	BIL (GEN)
291	East Orange (JMEUC) City	S340686-13a	\$ 279,741	\$ -	\$ -	\$ -	\$ -	\$ -	\$ -	\$ 279,741	\$ 455,063	BIL (GEN)
291	Elizabeth (JMEUC) City	S340686-13b	\$ 3,348,458	\$ -	\$ -	\$ -	\$ -	\$ -	\$ -	\$ 3,348,458	\$ 4,325,452	BIL (GEN)
291	Hillside (JMEUC) Township	S340686-13c	\$ 428,456	\$ -	\$ -	\$ -	\$ -	\$ -	\$ -	\$ 428,456	\$ 645,412	BIL (GEN)
291	Irvington (JMEUC) Township	S340686-13d	\$ 1,135,915	\$ -	\$ -	\$ -	\$ -	\$ -	\$ -	\$ 1,135,915	\$ 1,540,862	BIL (GEN)
291	JMEUC	S340686-13	\$ -	\$ -	\$ -	\$ -	\$ -	\$ -	\$ -	\$ -	\$ 13,576,047	BIL (GEN)
291	Maplewood (JMEUC) Township	S340686-13e	\$ 436,688	\$ -	\$ -	\$ -	\$ -	\$ -	\$ -	\$ 436,688	\$ 655,708	BIL (GEN)
291	Millburn (JMEUC) Township	S340686-13f	\$ 385,907	\$ -	\$ -	\$ -	\$ -	\$ -	\$ -	\$ 385,907	\$ 588,882	BIL (GEN)
291	Newark (JMEUC) City	S340686-13g	\$ 662,924	\$ -	\$ -	\$ -	\$ -	\$ -	\$ -	\$ 662,924	\$ 958,847	BIL (GEN)
291	Roselle Park (JMEUC) Borough	S340686-13h	\$ 188,777	\$ -	\$ -	\$ -	\$ -	\$ -	\$ -	\$ 188,777	\$ 341,791	BIL (GEN)
291	South Orange Village (JMEUC) Township	S340686-13i	\$ 295,146	\$ -	\$ -	\$ -	\$ -	\$ -	\$ -	\$ 295,146	\$ 475,617	BIL (GEN)
291	Summit (JMEUC) City	S340686-13j	\$ 575,512	\$ -	\$ -	\$ -	\$ -	\$ -	\$ -	\$ 575,512	\$ 830,702	BIL (GEN)
291	Union (JMEUC) Township	S340686-13k	\$ 1,236,952	\$ -	\$ -	\$ -	\$ -	\$ -	\$ -	\$ 1,236,952	\$ 1,664,495	BIL (GEN)
291	West Orange (JMEUC) Township	S340686-13l	\$ 784,246	\$ -	\$ -	\$ -	\$ -	\$ -	\$ -	\$ 784,246	\$ 1,093,212	BIL (GEN)
292	Atlantic County Utilities Authority	S340809-22	\$ -	\$ -	\$ 12,000,000	\$ -	\$ -	\$ -	\$ -	\$ 12,000,000	\$ 15,439,092	BIL (GEN)
292	Atlantic County Utilities Authority	S340809-21	\$ -	\$ -	\$ -	\$ 6,500,000	\$ -	\$ -	\$ -	\$ 6,500,000	\$ 8,492,702	BIL (GEN)
293	Atlantic County Utilities Authority	S340809-32	\$ 4,000,000	\$ -	\$ -	\$ -	\$ -	\$ -	\$ -	\$ 4,000,000	\$ 4,800,000	BIL (GEN)
294	Paterson City	S340850-01	\$ -	\$ -	\$ 22,136,000	\$ -	\$ -	\$ -	\$ -	\$ 22,136,000	\$ 28,256,876	BIL (GEN)
295	Hamilton Township	S340898-06	\$ 3,190,000	\$ -	\$ -	\$ -	\$ -	\$ -	\$ -	\$ 3,190,000	\$ 3,931,500	BIL (GEN)
296	Trenton City	S340416-12	\$ -	\$ -	\$ 2,000,000	\$ -	\$ -	\$ -	\$ -	\$ 2,000,000	\$ 2,718,518	BIL (GEN)
297	Northwest Bergen County Utilities Authority	S340700-17	\$ -	\$ -	\$ -	\$ -	\$ -	\$ -	\$ -	\$ -	\$ 443,500	BIL (GEN)
298	North Bergen Municipal Utilities Authority	S340652-10	\$ -	\$ -	\$ -	\$ -	\$ -	\$ 1,225,000	\$ -	\$ 1,225,000	\$ 1,679,606	BIL (GEN)
298	North Bergen Township	S340652-07	\$ -	\$ -	\$ 450,000	\$ -	\$ -	\$ -	\$ -	\$ 450,000	\$ 639,645	BIL (GEN)
299	South Monmouth Regional Sewer Authority	S340377-07	\$ 2,875,000	\$ -	\$ -	\$ -	\$ -	\$ -	\$ -	\$ 2,875,000	\$ 3,525,000	BIL (GEN)
300	Kearny Municipal Utilities Authority	S340259-14	\$ -	\$ -	\$ 675,000	\$ -	\$ -	\$ -	\$ -	\$ 675,000	\$ 1,582,000	BIL (GEN)
301	Winslow Township	S340895-08	\$ -	\$ -	\$ -	\$ 1,275,900	\$ -	\$ -	\$ -	\$ 1,275,900	\$ 1,748,207	BIL (GEN)
302	Salem County	S340804-04	\$ -	\$ 14,218,000	\$ -	\$ -	\$ -	\$ -	\$ -	\$ 14,218,000	\$ 18,263,633	BIL (GEN)
303	Asbury Park City	S340883-05	\$ -	\$ -	\$ 11,322,131	\$ -	\$ -	\$ -	\$ -	\$ 11,322,131	\$ 14,618,545	BIL (GEN)
303	Asbury Park City	S340883-06	\$ 250,000	\$ -	\$ 12,000,000	\$ 1,250,000	\$ -	\$ -	\$ -	\$ 13,500,000	\$ 17,350,281	BIL (GEN)
304	North Arlington Borough	S340959-03	\$ -	\$ -	\$ 265,000	\$ -	\$ -	\$ -	\$ -	\$ 265,000	\$ 381,358	BIL (GEN)
305	Phillipsburg Town	S340874-08	\$ -	\$ -	\$ 3,678,000	\$ -	\$ -	\$ 1,576,000	\$ -	\$ 5,254,000	\$ 8,787,800	BIL (GEN)
306	Hackettstown Municipal Utilities Authority	S340803-04	\$ -	\$ -	\$ -	\$ 1,011,500	\$ -	\$ -	\$ -	\$ 1,011,500	\$ 1,411,500	BIL (GEN)
308	Long Branch Sewerage Authority	S340336-11	\$ -	\$ -	\$ 22,035,000	\$ -	\$ -	\$ -	\$ -	\$ 22,035,000	\$ 28,645,500	BIL (GEN)
310	Cumberland County Utilities Authority	S340550-11	\$ -	\$ -	\$ 3,200,000	\$ -	\$ -	\$ -	\$ -	\$ 3,200,000	\$ 4,039,000	BIL (GEN)
311	Millville City	S340921-04	\$ -	\$ -	\$ 5,350,000	\$ 1,200,000	\$ -	\$ -	\$ -	\$ 6,550,000	\$ 8,557,247	BIL (GEN)
312	Long Branch Sewerage Authority	S340336-05	\$ -	\$ -	\$ 1,000,000	\$ -	\$ -	\$ -	\$ -	\$ 1,000,000	\$ 1,396,910	BIL (GEN)
313	The Municipality of Princeton	S340656-08	\$ -	\$ -	\$ 2,897,244	\$ -	\$ -	\$ -	\$ -	\$ 2,897,244	\$ 3,862,595	BIL (GEN)
313	The Municipality of Princeton	S340656-09	\$ -	\$ -	\$ 1,330,420	\$ -	\$ -	\$ -	\$ -	\$ 1,330,420	\$ 1,821,581	BIL (GEN)

Rank	Project Sponsor	Project Number	Cat 1	Cat 2	Cat 3	Cat 4	Cat 5	Cat 6	Cat 7	Total Building Costs	Estimated Cost	BIL Eligibility
314	Stafford Township	S340946-05	\$ -	\$ -	\$ 664,959	\$ -	\$ -	\$ -	\$ -	\$ 664,959	\$ 936,969	BIL (GEN)
314	Stafford Township	S340946-08	\$ -	\$ -	\$ 2,669,861	\$ -	\$ -	\$ -	\$ -	\$ 2,669,861	\$ 3,203,833	BIL (GEN)
314	Stafford Township	S340946-09	\$ -	\$ -	\$ 3,900,000	\$ -	\$ -	\$ -	\$ -	\$ 3,900,000	\$ 4,680,000	BIL (GEN)
315	Ocean City	S340730-01	\$ -	\$ -	\$ 39,000	\$ -	\$ -	\$ -	\$ -	\$ 39,000	\$ 57,540	BIL (GEN)
316	Metuchen Borough	S340360-02	\$ -	\$ -	\$ 1,190,000	\$ -	\$ -	\$ -	\$ -	\$ 1,190,000	\$ 1,578,000	BIL (GEN)
317	Metuchen Borough	S340360-01	\$ -	\$ -	\$ 2,800,000	\$ -	\$ -	\$ -	\$ -	\$ 2,800,000	\$ 3,734,892	BIL (GEN)
318	Somerville Borough	S340551-01	\$ -	\$ -	\$ 3,000,000	\$ -	\$ -	\$ -	\$ -	\$ 3,000,000	\$ 3,700,000	BIL (GEN)
319	Manville Borough	S340578-06	\$ -	\$ -	\$ -	\$ -	\$ -	\$ -	\$ -	\$ -	\$ 1,000,000	BIL (GEN)
320	Newton Town	S340449-07	\$ -	\$ -	\$ 3,252,973	\$ -	\$ -	\$ -	\$ -	\$ 3,252,973	\$ 3,903,568	BIL (GEN)
321	Newton Town	S340449-08	\$ -	\$ -	\$ 1,648,000	\$ -	\$ -	\$ -	\$ -	\$ 1,648,000	\$ 2,142,400	BIL (GEN)
322	Wildwood City	S340664-03	\$ -	\$ -	\$ 2,250,000	\$ -	\$ -	\$ -	\$ -	\$ 2,250,000	\$ 3,032,199	BIL (GEN)
323	North Wildwood City	S340663-04	\$ -	\$ -	\$ 8,716,640	\$ -	\$ -	\$ -	\$ -	\$ 8,716,640	\$ 11,349,789	BIL (GEN)
324	Netcong Borough	S340538-01	\$ -	\$ -	\$ -	\$ -	\$ -	\$ -	\$ -	\$ -	\$ 95,000	BIL (GEN)
325	Netcong Borough	S340538-03	\$ -	\$ -	\$ 750,000	\$ -	\$ -	\$ -	\$ -	\$ 750,000	\$ 1,025,000	BIL (GEN)
326	West Wildwood Borough	S340626-03	\$ -	\$ -	\$ 396,000	\$ -	\$ -	\$ -	\$ -	\$ 396,000	\$ 564,453	BIL (GEN)
327	Manasquan River Regional Sewerage Authority	S340911-03	\$ -	\$ -	\$ -	\$ -	\$ -	\$ -	\$ -	\$ -	\$ 660,000	BIL (GEN)
328	Manasquan River Regional Sewerage Authority	S340911-04	\$ -	\$ -	\$ 1,800,000	\$ -	\$ -	\$ -	\$ -	\$ 1,800,000	\$ 2,388,541	BIL (GEN)
329	Willingboro Municipal Utilities Authority	S340132-08	\$ -	\$ -	\$ 1,142,500	\$ -	\$ -	\$ -	\$ -	\$ 1,142,500	\$ 1,575,337	BIL (GEN)
330	Stafford Township	S340946-10	\$ -	\$ -	\$ 6,647,404	\$ -	\$ -	\$ -	\$ -	\$ 6,647,404	\$ 7,976,884	BIL (GEN)
331	Vernon Township	S340745-03	\$ -	\$ -	\$ 1,750,000	\$ -	\$ -	\$ -	\$ -	\$ 1,750,000	\$ 2,100,000	BIL (GEN)
332	Barnegat Township	S340620-07	\$ -	\$ -	\$ 400,000	\$ -	\$ -	\$ -	\$ -	\$ 400,000	\$ 570,013	BIL (GEN)
332	Barnegat Township	S340620-06	\$ -	\$ -	\$ 375,000	\$ -	\$ -	\$ -	\$ -	\$ 375,000	\$ 535,216	BIL (GEN)
333	Little Egg Harbor Municipal Utilities Authority	S340579-05	\$ -	\$ -	\$ 3,333,575	\$ -	\$ -	\$ -	\$ -	\$ 3,333,575	\$ 4,179,180	BIL (GEN)
334	Delran Township	S340794-09	\$ -	\$ -	\$ 530,000	\$ -	\$ -	\$ -	\$ -	\$ 530,000	\$ 750,544	BIL (GEN)
335	Hopatcong Borough	S340488-07	\$ -	\$ -	\$ -	\$ -	\$ -	\$ -	\$ -	\$ -	\$ 75,000	BIL (GEN)
336	Hammonton Town	S340927-08	\$ -	\$ -	\$ 1,627,740	\$ -	\$ -	\$ -	\$ -	\$ 1,627,740	\$ 2,220,550	BIL (GEN)
336	Hammonton Town	S340927-06	\$ -	\$ 225,000	\$ -	\$ -	\$ -	\$ -	\$ -	\$ 225,000	\$ 325,117	BIL (GEN)
337	Hammonton Town	S340927-11	\$ -	\$ -	\$ 1,750,000	\$ -	\$ -	\$ -	\$ -	\$ 1,750,000	\$ 2,100,000	BIL (GEN)
338	Totowa Borough	S340778-01	\$ -	\$ -	\$ 700,000	\$ -	\$ -	\$ -	\$ -	\$ 700,000	\$ 985,189	BIL (GEN)
339	Freehold Borough	S340304-02	\$ -	\$ -	\$ 300,000	\$ -	\$ -	\$ -	\$ -	\$ 300,000	\$ 430,399	BIL (GEN)
340	Hightstown Borough	S340915-08	\$ -	\$ 1,400,000	\$ 352,200	\$ -	\$ -	\$ -	\$ -	\$ 1,752,200	\$ 2,366,470	BIL (GEN)
341	Hightstown Borough	S340915-04	\$ -	\$ -	\$ 44,700	\$ 236,250	\$ -	\$ -	\$ -	\$ 280,950	\$ 403,745	BIL (GEN)
342	Manasquan River Regional Sewerage Authority	S340911-01	\$ -	\$ -	\$ 500,000	\$ -	\$ -	\$ -	\$ -	\$ 500,000	\$ 708,917	BIL (GEN)
343	Delanco Sewerage Authority	S340956-03	\$ -	\$ -	\$ 1,100,000	\$ -	\$ -	\$ -	\$ -	\$ 1,100,000	\$ 1,470,000	BIL (GEN)
344	Flemington Borough	S340440-04	\$ -	\$ -	\$ 1,200,000	\$ -	\$ -	\$ -	\$ -	\$ 1,200,000	\$ 1,645,877	BIL (GEN)
345	South Bound Brook Borough	S340347-01	\$ -	\$ -	\$ -	\$ 850,000	\$ -	\$ -	\$ -	\$ 850,000	\$ 1,191,434	BIL (GEN)
348	Delanco Sewerage Authority	S340956-02	\$ -	\$ -	\$ 1,355,165	\$ -	\$ -	\$ -	\$ -	\$ 1,355,165	\$ 1,854,849	BIL (GEN)
349	Seaside Heights Borough	S340236-01	\$ -	\$ -	\$ 2,935,700	\$ -	\$ -	\$ -	\$ -	\$ 2,935,700	\$ 3,913,060	BIL (GEN)
350	Avalon Borough	S340864-01	\$ -	\$ 310,000	\$ 796,000	\$ -	\$ -	\$ -	\$ -	\$ 1,106,000	\$ 1,530,125	BIL (GEN)
351	Stone Harbor Borough	S340722-06	\$ -	\$ -	\$ 8,599,200	\$ -	\$ -	\$ -	\$ -	\$ 8,599,200	\$ 10,319,040	BIL (GEN)
352	Montclair Township	S340837-05	\$ -	\$ -	\$ 600,000	\$ -	\$ -	\$ -	\$ -	\$ 600,000	\$ 775,000	BIL (GEN)
353	Orange City	S340859-01	\$ -	\$ -	\$ 685,000	\$ -	\$ -	\$ -	\$ -	\$ 685,000	\$ 964,562	BIL (GEN)
354	Orange City	S340859-03	\$ -	\$ -	\$ 2,430,000	\$ -	\$ -	\$ -	\$ -	\$ 2,430,000	\$ 3,377,600	BIL (GEN)

Rank	Project Sponsor	Project Number	Cat 1	Cat 2	Cat 3	Cat 4	Cat 5	Cat 6	Cat 7	Total Building Costs	Estimated Cost	BIL Eligibility
355	Cranford Township	S340858-06	\$ -	\$ -	\$ 715,000	\$ -	\$ -	\$ -	\$ -	\$ 715,000	\$ 1,005,872	BIL (GEN)
356	Pleasantville City	S340752-03	\$ -	\$ -	\$ 2,186,032	\$ -	\$ -	\$ -	\$ -	\$ 2,186,032	\$ 3,135,562	BIL (GEN)
357	Pleasantville City	S340752-04	\$ -	\$ -	\$ 3,607,120	\$ -	\$ -	\$ -	\$ -	\$ 3,607,120	\$ 4,328,545	BIL (GEN)
358	Morristown Town	S340376-04	\$ -	\$ -	\$ 6,600,000	\$ -	\$ -	\$ -	\$ -	\$ 6,600,000	\$ 8,621,779	BIL (GEN)
359	Collingswood Borough	S340291-04	\$ -	\$ -	\$ 590,367	\$ -	\$ -	\$ -	\$ -	\$ 590,367	\$ 800,440	BIL (GEN)
360	Matawan Borough	S340967-01	\$ -	\$ -	\$ 500,000	\$ -	\$ -	\$ -	\$ -	\$ 500,000	\$ 708,917	BIL (GEN)
361	South Amboy City	S340018-01	\$ -	\$ -	\$ 168,000	\$ -	\$ -	\$ -	\$ -	\$ 168,000	\$ 244,515	BIL (GEN)
362	Middlesex County Utilities Authority	S340699-20	\$ -	\$ -	\$ 9,974,000	\$ -	\$ -	\$ -	\$ -	\$ 9,974,000	\$ 13,379,680	BIL (GEN)
363	Woodbridge Township	S340433-13	\$ -	\$ -	\$ 5,550,000	\$ 500,000	\$ -	\$ -	\$ -	\$ 6,050,000	\$ 8,101,755	BIL (GEN)
364	Middlesex County Utilities Authority	S340699-16	\$ -	\$ -	\$ 14,200,000	\$ -	\$ -	\$ -	\$ -	\$ 14,200,000	\$ 18,085,560	BIL (GEN)
365	Middlesex County Utilities Authority	S340699-07	\$ -	\$ -	\$ 6,200,000	\$ -	\$ -	\$ -	\$ -	\$ 6,200,000	\$ 8,105,182	BIL (GEN)
365	Middlesex County Utilities Authority	S340699-08	\$ -	\$ -	\$ 17,300,000	\$ -	\$ -	\$ -	\$ -	\$ 17,300,000	\$ 22,180,484	BIL (GEN)
366	Ocean County Utilities Authority	S340372-55	\$ -	\$ -	\$ 300,000	\$ -	\$ -	\$ -	\$ -	\$ 300,000	\$ 430,399	BIL (GEN)
367	Bergen County Utilities Authority	S340386-25	\$ -	\$ -	\$ 3,000,000	\$ -	\$ -	\$ -	\$ -	\$ 3,000,000	\$ 3,900,000	BIL (GEN)
367	Bergen County Utilities Authority	S340386-27	\$ -	\$ -	\$ 2,500,000	\$ -	\$ -	\$ -	\$ -	\$ 2,500,000	\$ 3,150,000	BIL (GEN)
368	Monmouth County Bayshore Outfall Authority	S340325-04	\$ -	\$ -	\$ 1,000,000	\$ -	\$ -	\$ -	\$ -	\$ 1,000,000	\$ 2,600,000	BIL (GEN)
369	Camden County Municipal Utilities Authority	S340709-02	\$ -	\$ -	\$ 12,184,000	\$ -	\$ -	\$ -	\$ -	\$ 12,184,000	\$ 15,673,755	BIL (GEN)
370	Camden County Municipal Utilities Authority	S340640-30	\$ -	\$ -	\$ 6,000,000	\$ -	\$ -	\$ -	\$ -	\$ 6,000,000	\$ 7,375,000	BIL (GEN)
370	Camden County Municipal Utilities Authority	S340640-34	\$ -	\$ -	\$ 12,400,000	\$ -	\$ -	\$ -	\$ -	\$ 12,400,000	\$ 15,107,750	BIL (GEN)
371	Bergen County Utilities Authority	S340768-02	\$ -	\$ -	\$ 12,184,000	\$ -	\$ -	\$ -	\$ -	\$ 12,184,000	\$ 15,673,755	BIL (GEN)
372	Ocean County Utilities Authority	S340372-69	\$ 1,706,000	\$ -	\$ -	\$ -	\$ -	\$ -	\$ -	\$ 1,706,000	\$ 2,381,920	BIL (GEN)
373	Atlantic County Utilities Authority	S340809-29	\$ -	\$ -	\$ 2,000,000	\$ -	\$ -	\$ -	\$ -	\$ 2,000,000	\$ 2,718,518	BIL (GEN)
373	Rahway Valley Sewerage Authority	S340547-08	\$ -	\$ -	\$ 1,250,000	\$ -	\$ -	\$ -	\$ -	\$ 1,250,000	\$ 1,713,312	BIL (GEN)
373	Rahway Valley Sewerage Authority	S340547-03	\$ -	\$ -	\$ 4,482,000	\$ -	\$ -	\$ -	\$ -	\$ 4,482,000	\$ 5,938,953	BIL (GEN)
375	Gloucester County Utilities Authority	S340902-08	\$ 1,280,000	\$ -	\$ -	\$ -	\$ -	\$ -	\$ -	\$ 1,280,000	\$ 1,753,729	BIL (GEN)
376	Rockaway Valley Regional Sewer Authority	S340821-10	\$ -	\$ -	\$ 2,700,000	\$ -	\$ -	\$ -	\$ -	\$ 2,700,000	\$ 3,454,050	BIL (GEN)
377	Edison Township	S340334-04	\$ -	\$ -	\$ 25,500,000	\$ -	\$ -	\$ -	\$ -	\$ 25,500,000	\$ 39,600,000	BIL (GEN)
377	Edison Township	S340334-05	\$ -	\$ -	\$ 12,250,000	\$ -	\$ -	\$ -	\$ -	\$ 12,250,000	\$ 15,925,000	BIL (GEN)
378	Carteret Borough	S340433-11b	\$ -	\$ -	\$ -	\$ 10,902,802	\$ -	\$ -	\$ -	\$ 10,902,802	\$ 13,083,362	BIL (GEN)
378	Plainfield Area Regional Sewerage Authority	S340949-05	\$ -	\$ -	\$ 3,000,000	\$ -	\$ -	\$ -	\$ -	\$ 3,000,000	\$ 3,997,392	BIL (GEN)
378	Two Rivers Water Reclamation Authority	S340117-05	\$ -	\$ -	\$ 21,000,000	\$ -	\$ -	\$ -	\$ -	\$ 21,000,000	\$ 26,849,966	BIL (GEN)
378	Two Rivers Water Reclamation Authority	S340117-04	\$ -	\$ -	\$ -	\$ 350,000	\$ -	\$ -	\$ -	\$ 350,000	\$ 500,308	BIL (GEN)
379	Woodbridge Township	S340433-11a	\$ -	\$ -	\$ -	\$ 10,902,802	\$ -	\$ -	\$ -	\$ 10,902,802	\$ 13,083,362	BIL (GEN)
379	Woodbridge Township	S340433-12	\$ -	\$ -	\$ 24,099,916	\$ -	\$ -	\$ -	\$ -	\$ 24,099,916	\$ 28,919,899	BIL (GEN)
380	Hamilton Township	S340898-02	\$ -	\$ -	\$ 10,010,000	\$ -	\$ -	\$ -	\$ -	\$ 10,010,000	\$ 13,012,687	BIL (GEN)
380	Hamilton Township	S340898-05	\$ -	\$ -	\$ 2,250,000	\$ -	\$ -	\$ -	\$ -	\$ 2,250,000	\$ 3,032,199	BIL (GEN)
380	Hamilton Township	S340898-04	\$ -	\$ -	\$ 5,100,000	\$ -	\$ -	\$ -	\$ -	\$ 5,100,000	\$ 6,739,361	BIL (GEN)
381	Toms River Municipal Utilities Authority	S340145-09	\$ -	\$ -	\$ 500,000	\$ -	\$ -	\$ -	\$ -	\$ 500,000	\$ 695,000	BIL (GEN)
383	Lakewood Township Municipal Utilities Authority	S340465-01	\$ -	\$ -	\$ 500,000	\$ -	\$ -	\$ -	\$ -	\$ 500,000	\$ 708,917	BIL (GEN)
384	Northwest Bergen County Utilities Authority	S340700-06	\$ -	\$ -	\$ 6,076,000	\$ -	\$ -	\$ -	\$ -	\$ 6,076,000	\$ 7,944,881	BIL (GEN)
385	Hamilton Township	S340898-07	\$ -	\$ -	\$ 1,200,000	\$ -	\$ -	\$ -	\$ -	\$ 1,200,000	\$ 1,620,000	BIL (GEN)
386	Toms River Municipal Utilities Authority	S340145-07	\$ -	\$ -	\$ 7,000,000	\$ -	\$ -	\$ -	\$ -	\$ 7,000,000	\$ 8,500,000	BIL (GEN)
386	Toms River Municipal Utilities Authority	S340145-08	\$ -	\$ -	\$ 880,000	\$ 252,000	\$ -	\$ -	\$ -	\$ 1,132,000	\$ 1,358,400	BIL (GEN)

Rank	Project Sponsor	Project Number	Cat 1	Cat 2	Cat 3	Cat 4	Cat 5	Cat 6	Cat 7	Total Building Costs	Estimated Cost	BIL Eligibility
388	Two Rivers Water Reclamation Authority	S340117-03	\$ -	\$ -	\$ 2,900,000	\$ -	\$ -	\$ -	\$ -	\$ 2,900,000	\$ 3,866,213	BIL (GEN)
389	Clifton City	S340844-01	\$ -	\$ -	\$ 300,000	\$ -	\$ -	\$ -	\$ -	\$ 300,000	\$ 430,399	BIL (GEN)
389	Clifton City	S340844-05	\$ -	\$ -	\$ 2,500,000	\$ -	\$ -	\$ -	\$ -	\$ 2,500,000	\$ 3,340,073	BIL (GEN)
391	Two Rivers Water Reclamation Authority	S340117-10	\$ -	\$ -	\$ -	\$ 60,000,000	\$ -	\$ -	\$ -	\$ 60,000,000	\$ 74,707,702	BIL (GEN)
392	Brick Township Municipal Utilities Authority	S340448-12	\$ -	\$ -	\$ 4,020,000	\$ -	\$ -	\$ -	\$ -	\$ 4,020,000	\$ 4,824,000	BIL (GEN)
392	Brick Township Municipal Utilities Authority	S340448-13	\$ -	\$ -	\$ 3,300,000	\$ -	\$ -	\$ -	\$ -	\$ 3,300,000	\$ 4,060,000	BIL (GEN)
393	Northwest Bergen County Utilities Authority	S340700-14	\$ -	\$ -	\$ 2,340,000	\$ -	\$ -	\$ -	\$ -	\$ 2,340,000	\$ 3,089,200	BIL (GEN)
393	Northwest Bergen County Utilities Authority	S340700-19	\$ -	\$ -	\$ 6,622,500	\$ -	\$ -	\$ -	\$ -	\$ 6,622,500	\$ 8,132,450	BIL (GEN)
395	Woodbridge Township	S340433-04	\$ -	\$ -	\$ 807,000	\$ -	\$ -	\$ -	\$ -	\$ 807,000	\$ 1,132,363	BIL (GEN)
396	Middletown Township Sewer Authority	S340097-05	\$ -	\$ -	\$ 1,285,000	\$ -	\$ -	\$ -	\$ -	\$ 1,285,000	\$ 1,760,462	BIL (GEN)
397	Franklin Township Sewerage Authority	S340839-11	\$ -	\$ -	\$ 1,250,000	\$ -	\$ -	\$ -	\$ -	\$ 1,250,000	\$ 1,687,500	BIL (GEN)
398	Western Monmouth Utilities Authority	S340128-08	\$ -	\$ -	\$ 6,500,000	\$ -	\$ -	\$ -	\$ -	\$ 6,500,000	\$ 7,800,000	BIL (GEN)
399	Western Monmouth Utilities Authority	S340128-07	\$ -	\$ -	\$ 1,437,500	\$ -	\$ -	\$ -	\$ -	\$ 1,437,500	\$ 2,027,500	BIL (GEN)
401	Ewing Lawrence Sewer Authority	S340391-06	\$ -	\$ -	\$ 2,000,000	\$ -	\$ -	\$ -	\$ -	\$ 2,000,000	\$ 2,718,518	BIL (GEN)
403	Franklin Township Sewerage Authority	S340839-08	\$ -	\$ -	\$ 2,897,000	\$ -	\$ -	\$ -	\$ -	\$ 2,897,000	\$ 3,954,040	BIL (GEN)
403	Franklin Township Sewerage Authority	S340839-09	\$ -	\$ -	\$ 5,500,000	\$ -	\$ -	\$ -	\$ -	\$ 5,500,000	\$ 7,100,000	BIL (GEN)
403	Franklin Township Sewerage Authority	S340839-10	\$ -	\$ -	\$ 2,740,000	\$ -	\$ -	\$ -	\$ -	\$ 2,740,000	\$ 3,411,200	BIL (GEN)
404	Ocean County Utilities Authority	S340372-68	\$ -	\$ -	\$ 5,681,468	\$ -	\$ -	\$ -	\$ -	\$ 5,681,468	\$ 7,629,537	BIL (GEN)
405	Old Bridge Municipal Utilities Authority	S340945-05	\$ -	\$ -	\$ 1,600,000	\$ -	\$ -	\$ -	\$ -	\$ 1,600,000	\$ 2,183,362	BIL (GEN)
406	Linden Roselle Sewerage Authority	S340299-05	\$ -	\$ -	\$ 271,000	\$ -	\$ -	\$ -	\$ -	\$ 271,000	\$ 389,787	BIL (GEN)
407	Landis Sewerage Authority	S340461-06	\$ -	\$ -	\$ 1,700,000	\$ -	\$ -	\$ -	\$ -	\$ 1,700,000	\$ 2,104,000	BIL (GEN)
408	Parsippany Troy Hills Township	S340886-06	\$ -	\$ -	\$ 1,635,129	\$ -	\$ -	\$ -	\$ -	\$ 1,635,129	\$ 2,125,667	BIL (GEN)
409	Jackson Township	S340953-04	\$ -	\$ -	\$ -	\$ -	\$ -	\$ 710,000	\$ -	\$ 710,000	\$ 852,000	BIL (GEN)
409	Jackson Township Municipal Utilities Authority	S340953-02	\$ -	\$ -	\$ 1,500,000	\$ -	\$ -	\$ -	\$ -	\$ 1,500,000	\$ 2,049,114	BIL (GEN)
410	Union Township	S340293-04	\$ -	\$ -	\$ -	\$ 710,100	\$ -	\$ -	\$ -	\$ 710,100	\$ 999,117	BIL (GEN)
411	Passaic City	S340845-01	\$ -	\$ -	\$ 3,000,000	\$ -	\$ -	\$ -	\$ -	\$ 3,000,000	\$ 3,997,392	BIL (GEN)
412	Parsippany Troy Hills Township	S340886-05	\$ -	\$ -	\$ -	\$ 9,095,000	\$ -	\$ -	\$ -	\$ 9,095,000	\$ 11,733,500	BIL (GEN)
413	Franklin Township Sewerage Authority	S340839-05	\$ -	\$ -	\$ 1,500,000	\$ -	\$ -	\$ -	\$ -	\$ 1,500,000	\$ 2,049,114	BIL (GEN)
413	Franklin Township Sewerage Authority	S340839-04	\$ -	\$ -	\$ -	\$ 700,000	\$ -	\$ -	\$ -	\$ 700,000	\$ 985,189	BIL (GEN)
414	Wayne Township	S340393-07	\$ -	\$ -	\$ 1,500,000	\$ -	\$ -	\$ -	\$ -	\$ 1,500,000	\$ 2,049,114	BIL (GEN)
415	South Monmouth Regional Sewer Authority	S340377-04A	\$ -	\$ -	\$ 5,818,000	\$ -	\$ -	\$ -	\$ -	\$ 5,818,000	\$ 6,981,600	BIL (GEN)
416	East Brunswick Sewerage Authority	S340168-01	\$ -	\$ -	\$ 1,350,000	\$ -	\$ -	\$ -	\$ -	\$ 1,350,000	\$ 1,847,907	BIL (GEN)
417	Mount Laurel Township Municipal Utilities Authority	S340943-09	\$ -	\$ -	\$ 2,633,400	\$ -	\$ -	\$ -	\$ -	\$ 2,633,400	\$ 3,505,970	BIL (GEN)
419	Evesham Municipal Utilities Authority	S340838-08	\$ -	\$ -	\$ 460,000	\$ -	\$ -	\$ -	\$ -	\$ 460,000	\$ 642,000	BIL (GEN)
420	Sayreville Borough	S340326-08	\$ -	\$ -	\$ 2,200,000	\$ -	\$ -	\$ -	\$ -	\$ 2,200,000	\$ 2,838,000	BIL (GEN)
421	Egg Harbor Township Municipal Utilities Authority	S340753-03	\$ -	\$ -	\$ 650,000	\$ -	\$ -	\$ -	\$ -	\$ 650,000	\$ 916,350	BIL (GEN)
421	Egg Harbor Township Municipal Utilities Authority	S340753-06	\$ -	\$ -	\$ 436,000	\$ -	\$ -	\$ -	\$ -	\$ 436,000	\$ 620,184	BIL (GEN)
422	Hackensack City	S340923-22	\$ -	\$ -	\$ 1,000,000	\$ -	\$ -	\$ -	\$ -	\$ 1,000,000	\$ 1,300,000	BIL (GEN)
423	Mount Laurel Township Municipal Utilities Authority	S340943-07	\$ -	\$ -	\$ 2,612,750	\$ -	\$ -	\$ -	\$ -	\$ 2,612,750	\$ 3,135,300	BIL (GEN)
425	North Brunswick Township	S340888-03	\$ -	\$ -	\$ 1,800,000	\$ -	\$ -	\$ -	\$ -	\$ 1,800,000	\$ 2,376,000	BIL (GEN)
425	North Brunswick Township	S340888-04	\$ -	\$ -	\$ 1,900,000	\$ -	\$ -	\$ -	\$ -	\$ 1,900,000	\$ 2,508,000	BIL (GEN)
426	Berkeley Township	S340969-01	\$ -	\$ -	\$ 2,000,000	\$ -	\$ -	\$ -	\$ -	\$ 2,000,000	\$ 2,718,518	BIL (GEN)
427	Winslow Township	S340895-07	\$ -	\$ -	\$ 460,000	\$ -	\$ -	\$ -	\$ -	\$ 460,000	\$ 653,528	BIL (GEN)

Rank	Project Sponsor	Project Number	Cat 1	Cat 2	Cat 3	Cat 4	Cat 5	Cat 6	Cat 7	Total Building Costs	Estimated Cost	BIL Eligibility
427	Winslow Township	S340895-10	\$ -	\$ -	\$ 1,046,533	\$ -	\$ -	\$ -	\$ -	\$ 1,046,533	\$ 1,517,472	BIL (GEN)
428	Hillsborough MUA	S340099-03	\$ -	\$ -	\$ 9,000,000	\$ -	\$ -	\$ -	\$ -	\$ 9,000,000	\$ 10,800,000	BIL (GEN)
430	Monroe Municipal Utilities Authority	S340423-07	\$ -	\$ -	\$ 400,000	\$ -	\$ -	\$ -	\$ -	\$ 400,000	\$ 480,000	BIL (GEN)
430	Monroe Municipal Utilities Authority	S340423-06	\$ -	\$ -	\$ 2,000,000	\$ -	\$ -	\$ -	\$ -	\$ 2,000,000	\$ 2,400,000	BIL (GEN)
431	Monroe Municipal Utilities Authority	S340423-05	\$ -	\$ -	\$ 250,000	\$ -	\$ -	\$ -	\$ -	\$ 250,000	\$ 300,000	BIL (GEN)
432	Winslow Township	S340895-01	\$ -	\$ -	\$ -	\$ 1,473,120	\$ -	\$ -	\$ -	\$ 1,473,120	\$ 2,013,117	BIL (GEN)
433	Fort Lee Borough	S340853-01	\$ -	\$ -	\$ 481,000	\$ -	\$ -	\$ -	\$ -	\$ 481,000	\$ 682,636	BIL (GEN)
434	Garfield City	S340172-01	\$ -	\$ -	\$ 3,000,000	\$ -	\$ -	\$ -	\$ -	\$ 3,000,000	\$ 3,997,392	BIL (GEN)
435	Ocean Township Sewer Authority	S340750-13	\$ -	\$ -	\$ 350,000	\$ -	\$ -	\$ -	\$ -	\$ 350,000	\$ 507,500	BIL (GEN)
436	Monroe Municipal Utilities Authority	S340423-03	\$ -	\$ -	\$ 1,649,332	\$ -	\$ -	\$ -	\$ -	\$ 1,649,332	\$ 2,249,479	BIL (GEN)
437	Ocean Township Sewer Authority	S340750-10	\$ -	\$ -	\$ 1,000,000	\$ -	\$ -	\$ -	\$ -	\$ 1,000,000	\$ 1,396,910	BIL (GEN)
438	Bergenfield Borough	S340378-02	\$ -	\$ -	\$ 1,925,000	\$ -	\$ -	\$ -	\$ -	\$ 1,925,000	\$ 2,618,381	BIL (GEN)
439	Bridgeton City	S340829-02	\$ -	\$ -	\$ 993,053	\$ -	\$ -	\$ -	\$ -	\$ 993,053	\$ 1,387,415	BIL (GEN)
439	Bridgeton City	S340829-01	\$ -	\$ -	\$ 993,053	\$ -	\$ -	\$ -	\$ -	\$ 993,053	\$ 1,387,415	BIL (GEN)
439	Bridgeton City	S340829-03	\$ -	\$ -	\$ 318,500	\$ -	\$ -	\$ -	\$ -	\$ 318,500	\$ 456,326	BIL (GEN)
440	Bergen County Utilities Authority	S340769-02	\$ -	\$ -	\$ 1,150,000	\$ -	\$ -	\$ -	\$ -	\$ 1,150,000	\$ 1,584,586	BIL (GEN)
441	Ridgewood Village	S340639-07	\$ 2,189,000	\$ -	\$ 2,375,000	\$ -	\$ -	\$ -	\$ -	\$ 4,564,000	\$ 6,046,088	BIL (GEN)
443	Lodi Borough	S340317-02	\$ -	\$ -	\$ 1,300,000	\$ -	\$ -	\$ -	\$ -	\$ 1,300,000	\$ 1,780,655	BIL (GEN)
444	Madison Borough	S340715-03	\$ -	\$ -	\$ 553,000	\$ -	\$ -	\$ -	\$ -	\$ 553,000	\$ 782,388	BIL (GEN)
445	Scotch Plains Township	S340512-01	\$ -	\$ -	\$ 2,000,000	\$ -	\$ -	\$ -	\$ -	\$ 2,000,000	\$ 2,576,000	BIL (GEN)
446	Carteret Borough	S340939-06	\$ -	\$ -	\$ 4,600,000	\$ -	\$ -	\$ -	\$ -	\$ 4,600,000	\$ 6,093,106	BIL (GEN)
448	Raritan Township Municipal Utilities Authority	S340485-11	\$ -	\$ -	\$ 350,000	\$ -	\$ -	\$ -	\$ -	\$ 350,000	\$ 500,308	BIL (GEN)
448	Raritan Township Municipal Utilities Authority	S340485-07	\$ -	\$ -	\$ 1,650,000	\$ -	\$ -	\$ -	\$ -	\$ 1,650,000	\$ 2,250,375	BIL (GEN)
449	Lyndhurst Township	S340426-10	\$ -	\$ -	\$ 4,200,000	\$ -	\$ -	\$ -	\$ -	\$ 4,200,000	\$ 5,390,000	BIL (GEN)
450	South Brunswick Township	S340866-01	\$ -	\$ -	\$ 260,000	\$ -	\$ -	\$ -	\$ -	\$ 260,000	\$ 374,327	BIL (GEN)
451	Medford Township	S340346-06	\$ -	\$ -	\$ 2,420,000	\$ -	\$ -	\$ -	\$ -	\$ 2,420,000	\$ 3,242,185	BIL (GEN)
452	South Plainfield Borough	S340408-01	\$ -	\$ -	\$ -	\$ -	\$ -	\$ 320,000	\$ -	\$ 320,000	\$ 458,425	BIL (GEN)
453	Deptford Township Municipal Utilities Authority	S340066-03	\$ -	\$ -	\$ 670,766	\$ -	\$ -	\$ -	\$ -	\$ 670,766	\$ 899,519	BIL (GEN)
453	Deptford Township Municipal Utilities Authority	S340066-04	\$ -	\$ -	\$ 472,506	\$ -	\$ -	\$ -	\$ -	\$ 472,506	\$ 647,407	BIL (GEN)
454	Hillside Township	S340686-10	\$ -	\$ -	\$ 778,440	\$ -	\$ -	\$ -	\$ -	\$ 778,440	\$ 1,266,866	BIL (GEN)
455	Edgewater Borough	S340443-05	\$ -	\$ -	\$ 2,301,000	\$ -	\$ -	\$ -	\$ -	\$ 2,301,000	\$ 3,095,477	BIL (GEN)
456	Hazlet Township	S340968-01	\$ -	\$ -	\$ 650,000	\$ -	\$ -	\$ -	\$ -	\$ 650,000	\$ 916,350	BIL (GEN)
456	Hillside Township	S340906-03	\$ -	\$ -	\$ 791,000	\$ -	\$ -	\$ -	\$ -	\$ 791,000	\$ 1,110,388	BIL (GEN)
457	Roselle Borough	S340332-02	\$ -	\$ -	\$ 2,600,000	\$ -	\$ -	\$ -	\$ -	\$ 2,600,000	\$ 3,471,822	BIL (GEN)
458	Hamilton Township Municipal Utilities Authority	S340903-06	\$ -	\$ -	\$ 1,935,712	\$ -	\$ -	\$ -	\$ -	\$ 1,935,712	\$ 2,322,854	BIL (GEN)
459	Carteret Borough	S340939-01	\$ -	\$ -	\$ 5,500,000	\$ -	\$ -	\$ -	\$ -	\$ 5,500,000	\$ 7,234,505	BIL (GEN)
460	Burlington Township	S340712-13	\$ -	\$ -	\$ 450,000	\$ -	\$ -	\$ -	\$ -	\$ 450,000	\$ 639,645	BIL (GEN)
461	West Deptford Township	S340947-04	\$ -	\$ -	\$ 1,698,730	\$ -	\$ -	\$ -	\$ -	\$ 1,698,730	\$ 2,315,615	BIL (GEN)
462	North Arlington-Lyndhurst Joint Meeting	S340426-07	\$ -	\$ -	\$ 1,500,000	\$ -	\$ -	\$ -	\$ -	\$ 1,500,000	\$ 2,049,114	BIL (GEN)
463	Maple Shade Township	S340710-04	\$ -	\$ -	\$ 1,256,295	\$ -	\$ -	\$ -	\$ -	\$ 1,256,295	\$ 1,721,794	BIL (GEN)
464	Moorestown Township	S340912-02	\$ -	\$ -	\$ 611,000	\$ -	\$ -	\$ -	\$ -	\$ 611,000	\$ 862,491	BIL (GEN)
465	Elmwood Park Borough	S340863-01	\$ -	\$ -	\$ 700,000	\$ -	\$ -	\$ -	\$ -	\$ 700,000	\$ 985,189	BIL (GEN)
466	Rutherford Borough	S340192-01	\$ -	\$ -	\$ 500,000	\$ -	\$ -	\$ -	\$ -	\$ 500,000	\$ 708,917	BIL (GEN)

Rank	Project Sponsor	Project Number	Cat 1	Cat 2	Cat 3	Cat 4	Cat 5	Cat 6	Cat 7	Total Building Costs	Estimated Cost	BIL Eligibility
467	Washington Township Municipal Utilities Authority	S340552-01	\$ -	\$ -	\$ 1,700,000	\$ -	\$ -	\$ -	\$ -	\$ 1,700,000	\$ 2,140,000	BIL (GEN)
468	Dumont Borough	S340922-01	\$ -	\$ -	\$ 2,717,000	\$ -	\$ -	\$ -	\$ -	\$ 2,717,000	\$ 3,625,787	BIL (GEN)
469	Hopewell Township	S340282-03	\$ -	\$ -	\$ 1,200,000	\$ -	\$ -	\$ -	\$ -	\$ 1,200,000	\$ 1,640,000	BIL (GEN)
470	Stony Brook Regional Sewer Authority	S340400-03	\$ -	\$ -	\$ 393,000	\$ -	\$ -	\$ -	\$ -	\$ 393,000	\$ 560,281	BIL (GEN)
471	Palisades Park Borough	S340313-01	\$ -	\$ -	\$ 300,000	\$ -	\$ -	\$ -	\$ -	\$ 300,000	\$ 430,399	BIL (GEN)
472	The Municipality of Princeton	S340656-11	\$ -	\$ -	\$ 3,271,398	\$ -	\$ -	\$ -	\$ -	\$ 3,271,398	\$ 3,925,677	BIL (GEN)
472	The Municipality of Princeton	S340656-12	\$ -	\$ -	\$ 1,559,668	\$ -	\$ -	\$ -	\$ -	\$ 1,559,668	\$ 1,871,601	BIL (GEN)
473	Readington Township	S340577-07	\$ -	\$ -	\$ 155,000	\$ -	\$ -	\$ -	\$ -	\$ 155,000	\$ 226,059	BIL (GEN)
474	Holmdel Township	S340919-03	\$ -	\$ -	\$ -	\$ -	\$ -	\$ 218,875	\$ -	\$ 218,875	\$ 316,480	BIL (GEN)
475	Robbinsville Township	S343020-02	\$ -	\$ -	\$ 3,300,000	\$ 700,000	\$ -	\$ -	\$ -	\$ 4,000,000	\$ 5,250,000	BIL (GEN)
476	Warren County	S340580-04	\$ -	\$ -	\$ 1,809,000	\$ -	\$ -	\$ -	\$ -	\$ 1,809,000	\$ 2,463,225	BIL (GEN)
478	Bernards Township Sewerage Authority	S340382-03	\$ -	\$ -	\$ 337,000	\$ -	\$ -	\$ -	\$ -	\$ 337,000	\$ 482,182	BIL (GEN)
479	Mantua Township MUA	S340514-01	\$ -	\$ -	\$ 940,326	\$ -	\$ -	\$ -	\$ -	\$ 940,326	\$ 1,363,473	BIL (GEN)
479	Mantua Township MUA	S340514-03	\$ -	\$ -	\$ 532,738	\$ -	\$ -	\$ -	\$ -	\$ 532,738	\$ 772,470	BIL (GEN)
480	Berkeley Heights Township	S340385-08	\$ -	\$ -	\$ -	\$ 567,963	\$ -	\$ -	\$ -	\$ 567,963	\$ 681,555	BIL (GEN)
481	Dover Town	S340889-01	\$ -	\$ -	\$ 664,000	\$ -	\$ -	\$ -	\$ -	\$ 664,000	\$ 935,648	BIL (GEN)
482	Phillipsburg Town	S340874-10	\$ -	\$ -	\$ 3,000,000	\$ -	\$ -	\$ -	\$ -	\$ 3,000,000	\$ 3,950,000	BIL (GEN)
483	Verona Township	S340533-04	\$ -	\$ -	\$ 1,054,000	\$ -	\$ -	\$ -	\$ -	\$ 1,054,000	\$ 1,465,130	BIL (GEN)
484	Springfield Township	S340855-01	\$ -	\$ -	\$ 1,054,000	\$ -	\$ -	\$ -	\$ -	\$ 1,054,000	\$ 1,465,130	BIL (GEN)
485	Middlesex Borough	S340698-03	\$ -	\$ -	\$ 604,200	\$ -	\$ -	\$ -	\$ -	\$ 604,200	\$ 898,640	BIL (GEN)
486	Clinton Town	S340924-06	\$ -	\$ -	\$ 900,000	\$ -	\$ -	\$ -	\$ -	\$ 900,000	\$ 1,259,960	BIL (GEN)
487	Roselle Park Borough	S340234-01	\$ -	\$ -	\$ 113,000	\$ -	\$ -	\$ -	\$ -	\$ 113,000	\$ 166,190	BIL (GEN)
488	Highland Park Borough	S340938-01	\$ -	\$ -	\$ 3,242,000	\$ -	\$ -	\$ -	\$ -	\$ 3,242,000	\$ 4,315,232	BIL (GEN)
489	Pennsville Sewerage Authority	S340870-06	\$ -	\$ -	\$ 2,200,000	\$ -	\$ -	\$ -	\$ -	\$ 2,200,000	\$ 2,990,000	BIL (GEN)
490	Cedar Grove Township	S340717-05	\$ -	\$ -	\$ 260,000	\$ -	\$ -	\$ -	\$ -	\$ 260,000	\$ 374,327	BIL (GEN)
491	Parsippany Troy Hills Township	S340766-02	\$ -	\$ -	\$ 35,000	\$ -	\$ -	\$ -	\$ -	\$ 35,000	\$ 51,639	BIL (GEN)
492	Pennsville Sewerage Authority	S340870-04	\$ -	\$ -	\$ 671,000	\$ -	\$ -	\$ -	\$ -	\$ 671,000	\$ 1,534,200	BIL (GEN)
494	Roxbury Township	S340381-05	\$ -	\$ -	\$ 962,000	\$ -	\$ -	\$ -	\$ -	\$ 962,000	\$ 1,344,941	BIL (GEN)
495	Hasbrouck Heights Borough	S340329-01	\$ -	\$ -	\$ 11,000,000	\$ -	\$ -	\$ -	\$ -	\$ 11,000,000	\$ 14,226,449	BIL (GEN)
496	Haddonfield Borough	S340220-01	\$ -	\$ -	\$ 1,493,804	\$ 355,768	\$ -	\$ -	\$ -	\$ 1,849,572	\$ 2,517,529	BIL (GEN)
498	Florham Park Borough	S340703-05	\$ -	\$ -	\$ 1,000,000	\$ -	\$ -	\$ -	\$ -	\$ 1,000,000	\$ 1,396,910	BIL (GEN)
499	Westwood Borough	S340862-01	\$ -	\$ -	\$ 690,190	\$ -	\$ -	\$ -	\$ -	\$ 690,190	\$ 971,700	BIL (GEN)
500	Little Falls Township	S340716-04	\$ -	\$ -	\$ 1,600,000	\$ -	\$ -	\$ -	\$ -	\$ 1,600,000	\$ 2,183,362	BIL (GEN)
501	River Edge Borough	S340841-01	\$ -	\$ -	\$ 320,000	\$ -	\$ -	\$ -	\$ -	\$ 320,000	\$ 458,425	BIL (GEN)
502	Wanaque Valley Regional Sewer Authority	S340780-02	\$ -	\$ -	\$ 1,136,000	\$ -	\$ -	\$ -	\$ -	\$ 1,136,000	\$ 1,567,310	BIL (GEN)
503	Sayreville Borough	S340326-04	\$ -	\$ -	\$ 168,000	\$ -	\$ -	\$ -	\$ -	\$ 168,000	\$ 244,515	BIL (GEN)
503	South Monmouth Regional Sewer Authority	S340377-06	\$ -	\$ -	\$ 1,345,850	\$ -	\$ -	\$ -	\$ -	\$ 1,345,850	\$ 1,615,020	BIL (GEN)
504	Fairview Borough	S340517-01	\$ -	\$ -	\$ 1,100,000	\$ -	\$ -	\$ -	\$ -	\$ 1,100,000	\$ 1,522,661	BIL (GEN)
506	Keansburg Borough	S340118-05	\$ -	\$ -	\$ 5,000,000	\$ -	\$ -	\$ -	\$ -	\$ 5,000,000	\$ 6,614,815	BIL (GEN)
506	Keansburg Borough	S340118-04	\$ -	\$ -	\$ 3,500,000	\$ -	\$ -	\$ -	\$ -	\$ 3,500,000	\$ 4,653,327	BIL (GEN)
507	Little Ferry Borough	S340425-01	\$ -	\$ -	\$ 3,700,000	\$ -	\$ -	\$ -	\$ -	\$ 3,700,000	\$ 4,915,537	BIL (GEN)
508	Brigantine City	S340827-04	\$ -	\$ -	\$ 2,235,700	\$ -	\$ -	\$ -	\$ -	\$ 2,235,700	\$ 3,014,413	BIL (GEN)
509	Audubon Borough	S340309-01	\$ -	\$ -	\$ 779,772	\$ -	\$ -	\$ -	\$ -	\$ 779,772	\$ 1,094,975	BIL (GEN)

Rank	Project Sponsor	Project Number	Cat 1	Cat 2	Cat 3	Cat 4	Cat 5	Cat 6	Cat 7	Total Building Costs	Estimated Cost	BIL Eligibility
509	Ventnor City	S340667-04	\$ -	\$ -	\$ 11,200,000	\$ -	\$ -	\$ -	\$ -	\$ 11,200,000	\$ 13,440,000	BIL (GEN)
510	Edgewater Park Sewerage Authority	S340108-03	\$ -	\$ -	\$ 1,465,847	\$ -	\$ -	\$ -	\$ -	\$ 1,465,847	\$ 1,876,254	BIL (GEN)
511	Harrison Township	S340362-04	\$ -	\$ -	\$ 790,000	\$ 714,000	\$ -	\$ -	\$ -	\$ 1,504,000	\$ 2,054,490	BIL (GEN)
512	Long Hill Township	S340404-09	\$ -	\$ -	\$ 1,000,000	\$ -	\$ -	\$ -	\$ -	\$ 1,000,000	\$ 1,396,910	BIL (GEN)
513	Northfield City	S340508-01	\$ -	\$ -	\$ 225,000	\$ -	\$ -	\$ -	\$ -	\$ 225,000	\$ 270,000	BIL (GEN)
513	Northfield City	S340508-03	\$ -	\$ -	\$ 150,000	\$ -	\$ -	\$ -	\$ -	\$ 150,000	\$ 180,000	BIL (GEN)
515	Runnemede Borough	S340363-06	\$ -	\$ -	\$ 1,125,000	\$ -	\$ -	\$ -	\$ -	\$ 1,125,000	\$ 1,553,702	BIL (GEN)
516	North Haledon Borough	S340229-02	\$ -	\$ -	\$ -	\$ -	\$ -	\$ -	\$ -	\$ -	\$ 100,000	BIL (GEN)
517	North Haledon Borough	S340229-01	\$ -	\$ -	\$ 1,650,000	\$ -	\$ -	\$ -	\$ -	\$ 1,650,000	\$ 2,308,000	BIL (GEN)
519	Carneys Point Sewerage Authority	S340502-08	\$ -	\$ -	\$ 777,668	\$ -	\$ -	\$ -	\$ -	\$ 777,668	\$ 1,057,202	BIL (GEN)
520	Bogota Borough	S340914-01	\$ -	\$ -	\$ 1,500,000	\$ -	\$ -	\$ 800,000	\$ -	\$ 2,300,000	\$ 3,094,238	BIL (GEN)
521	Carneys Point Township	S340502-07	\$ -	\$ -	\$ 425,000	\$ -	\$ -	\$ -	\$ -	\$ 425,000	\$ 604,874	BIL (GEN)
522	Montvale Borough	S340846-01	\$ -	\$ -	\$ 71,000	\$ -	\$ -	\$ -	\$ -	\$ 71,000	\$ 104,753	BIL (GEN)
523	Glen Ridge Borough	S340861-03	\$ -	\$ -	\$ -	\$ -	\$ -	\$ 371,540	\$ -	\$ 371,540	\$ 445,848	BIL (GEN)
524	Haddon Heights Borough	S340877-06	\$ -	\$ -	\$ 247,500	\$ -	\$ -	\$ -	\$ -	\$ 247,500	\$ 321,750	BIL (GEN)
525	Haddon Heights Borough	S340877-03	\$ -	\$ -	\$ 722,400	\$ -	\$ -	\$ -	\$ -	\$ 722,400	\$ 953,580	BIL (GEN)
525	Haddon Heights Borough	S340877-04	\$ -	\$ -	\$ 1,579,010	\$ -	\$ -	\$ -	\$ -	\$ 1,579,010	\$ 2,052,912	BIL (GEN)
525	Haddon Heights Borough	S340877-05	\$ -	\$ -	\$ 3,826,445	\$ -	\$ -	\$ -	\$ -	\$ 3,826,445	\$ 4,974,434	BIL (GEN)
525	Haddon Heights Borough	S340877-01	\$ -	\$ -	\$ 976,000	\$ -	\$ -	\$ -	\$ -	\$ 976,000	\$ 1,364,098	BIL (GEN)
525	Haddon Heights Borough	S340877-02	\$ -	\$ -	\$ -	\$ -	\$ -	\$ -	\$ -	\$ -	\$ 100,000	BIL (GEN)
526	Emerson Borough	S340497-01	\$ -	\$ -	\$ -	\$ -	\$ -	\$ -	\$ -	\$ -	\$ 100,000	BIL (GEN)
526	Emerson Borough	S340497-02	\$ -	\$ -	\$ 241,000	\$ -	\$ -	\$ -	\$ -	\$ 241,000	\$ 370,120	BIL (GEN)
527	Barrington Borough	S340305-02	\$ -	\$ -	\$ 1,000,000	\$ -	\$ -	\$ -	\$ -	\$ 1,000,000	\$ 1,396,910	BIL (GEN)
528	Bernardsville Borough	S340816-03	\$ -	\$ -	\$ -	\$ -	\$ -	\$ -	\$ -	\$ -	\$ 1,135,113	BIL (GEN)
529	Dunellen Borough	S340916-01	\$ -	\$ -	\$ 5,500,000	\$ -	\$ -	\$ -	\$ -	\$ 5,500,000	\$ 7,234,505	BIL (GEN)
530	Jamesburg Borough	S340224-01	\$ -	\$ -	\$ 796,000	\$ -	\$ -	\$ -	\$ -	\$ 796,000	\$ 1,117,248	BIL (GEN)
531	Union Beach Borough	S340278-01	\$ -	\$ -	\$ 1,700,000	\$ -	\$ -	\$ -	\$ -	\$ 1,700,000	\$ 2,317,315	BIL (GEN)
532	Prospect Park Borough	S340186-01	\$ -	\$ -	\$ 500,000	\$ -	\$ -	\$ -	\$ -	\$ 500,000	\$ 708,917	BIL (GEN)
533	Lopatcong Township	S340264-02	\$ -	\$ -	\$ 2,500,000	\$ -	\$ -	\$ -	\$ -	\$ 2,500,000	\$ 3,340,073	BIL (GEN)
534	North Arlington-Lyndhurst Joint Meeting	S340426-06	\$ -	\$ -	\$ 150,000	\$ -	\$ -	\$ -	\$ -	\$ 150,000	\$ 218,940	BIL (GEN)
534	North Arlington-Lyndhurst Joint Meeting	S340426-05	\$ -	\$ -	\$ 3,527,000	\$ -	\$ -	\$ -	\$ -	\$ 3,527,000	\$ 4,688,749	BIL (GEN)
535	Rochelle Park Township	S340310-01	\$ -	\$ -	\$ 1,653,920	\$ -	\$ -	\$ -	\$ -	\$ 1,653,920	\$ 2,255,625	BIL (GEN)
536	Rochelle Park Township	S340310-02	\$ -	\$ -	\$ 1,000,000	\$ -	\$ -	\$ -	\$ -	\$ 1,000,000	\$ 1,450,000	BIL (GEN)
537	Somerdale Borough	S340338-04	\$ -	\$ -	\$ 310,000	\$ -	\$ -	\$ -	\$ -	\$ 310,000	\$ 444,422	BIL (GEN)
538	Spring Lake Heights Borough	S340840-01	\$ -	\$ -	\$ 111,000	\$ -	\$ -	\$ -	\$ -	\$ 111,000	\$ 163,328	BIL (GEN)
539	Morris Plains Borough	S340330-01	\$ -	\$ -	\$ 335,000	\$ -	\$ -	\$ -	\$ -	\$ 335,000	\$ 479,390	BIL (GEN)
540	Neptune City Borough	S340106-02	\$ -	\$ -	\$ 300,000	\$ -	\$ -	\$ -	\$ -	\$ 300,000	\$ 430,399	BIL (GEN)
541	Highlands Borough	S340901-01	\$ -	\$ -	\$ 622,000	\$ -	\$ -	\$ -	\$ -	\$ 622,000	\$ 877,696	BIL (GEN)
542	Franklin Borough	S340129-01	\$ -	\$ -	\$ 2,000,000	\$ -	\$ -	\$ -	\$ -	\$ 2,000,000	\$ 2,718,518	BIL (GEN)
543	Mount Arlington Borough	S340451-05	\$ -	\$ -	\$ -	\$ -	\$ -	\$ -	\$ -	\$ -	\$ 212,785	BIL (GEN)
544	Highlands Borough	S340901-02	\$ -	\$ -	\$ 100,000	\$ -	\$ -	\$ -	\$ -	\$ 100,000	\$ 147,540	BIL (GEN)
544	Highlands Borough	S340901-05	\$ -	\$ -	\$ 3,427,500	\$ -	\$ -	\$ -	\$ -	\$ 3,427,500	\$ 5,411,863	BIL (GEN)
545	Penns Grove Borough	S340502-05	\$ -	\$ -	\$ 800,000	\$ -	\$ -	\$ -	\$ -	\$ 800,000	\$ 1,122,734	BIL (GEN)

Rank	Project Sponsor	Project Number	Cat 1	Cat 2	Cat 3	Cat 4	Cat 5	Cat 6	Cat 7	Total Building Costs	Estimated Cost	BIL Eligibility
546	Roseland Borough	S340361-01	\$ -	\$ -	\$ 83,850	\$ -	\$ -	\$ -	\$ -	\$ 83,850	\$ 123,712	BIL (GEN)
547	Harrison Township	S340362-01	\$ 450,000	\$ -	\$ 1,875,000	\$ -	\$ -	\$ -	\$ -	\$ 2,325,000	\$ 3,125,171	BIL (GEN)
548	Highlands Borough	S340901-06	\$ -	\$ -	\$ -	\$ 4,718,265	\$ -	\$ -	\$ -	\$ 4,718,265	\$ 5,911,794	BIL (GEN)
550	Sayreville Borough	S340326-07	\$ -	\$ -	\$ -	\$ 5,350,000	\$ -	\$ -	\$ -	\$ 5,350,000	\$ 7,049,396	BIL (GEN)
552	Medford Lakes Borough	S340319-01	\$ -	\$ -	\$ 200,000	\$ -	\$ -	\$ -	\$ -	\$ 200,000	\$ 289,789	BIL (GEN)
553	Medford Lakes Borough	S340319-03	\$ -	\$ -	\$ 7,940,000	\$ -	\$ -	\$ -	\$ -	\$ 7,940,000	\$ 10,610,800	BIL (GEN)
554	Delaware Township Municipal Utilities Authority	S340917-02	\$ -	\$ -	\$ 300,000	\$ -	\$ -	\$ -	\$ -	\$ 300,000	\$ 430,399	BIL (GEN)
555	Mendham Borough	S340159-03	\$ -	\$ -	\$ 2,396,300	\$ -	\$ -	\$ -	\$ -	\$ 2,396,300	\$ 3,154,960	BIL (GEN)
556	Lambertville Municipal Utilities Authority	S340882-08	\$ -	\$ -	\$ 7,860,000	\$ -	\$ -	\$ -	\$ -	\$ 7,860,000	\$ 11,620,000	BIL (GEN)
557	Merchantville Borough	S340367-03	\$ -	\$ -	\$ 570,000	\$ -	\$ -	\$ -	\$ -	\$ 570,000	\$ 805,887	BIL (GEN)
558	High Bridge Borough	S340842-01	\$ -	\$ -	\$ 160,000	\$ -	\$ -	\$ -	\$ -	\$ 160,000	\$ 233,167	BIL (GEN)
559	Stanhope Borough	S340504-02	\$ -	\$ -	\$ 175,000	\$ -	\$ -	\$ -	\$ -	\$ 175,000	\$ 254,421	BIL (GEN)
560	Pohatcong Township	S340109-01	\$ -	\$ -	\$ 498,215	\$ -	\$ -	\$ -	\$ -	\$ 498,215	\$ 706,449	BIL (GEN)
561	Hamburg Borough	S340149-03	\$ -	\$ -	\$ -	\$ -	\$ -	\$ -	\$ -	\$ -	\$ 85,000	BIL (GEN)
561	Hamburg Borough	S340149-04	\$ -	\$ -	\$ 300,000	\$ -	\$ -	\$ -	\$ -	\$ 300,000	\$ 360,000	BIL (GEN)
562	Long Beach Township	S340023-08	\$ -	\$ -	\$ 100,000	\$ -	\$ -	\$ -	\$ -	\$ 100,000	\$ 120,001	BIL (GEN)
562	Long Beach Township	S340023-09	\$ -	\$ -	\$ 5,203,005	\$ -	\$ -	\$ -	\$ -	\$ 5,203,005	\$ 6,443,606	BIL (GEN)
563	Woodbury Heights Borough	S340257-02	\$ -	\$ -	\$ 1,345,000	\$ -	\$ -	\$ -	\$ -	\$ 1,345,000	\$ 1,841,186	BIL (GEN)
564	Sea Isle City	S340659-01	\$ -	\$ -	\$ 470,000	\$ -	\$ -	\$ -	\$ -	\$ 470,000	\$ 667,397	BIL (GEN)
565	Moonachie Borough	S340970-02	\$ -	\$ 160,000	\$ 70,000	\$ -	\$ -	\$ -	\$ -	\$ 230,000	\$ 332,158	BIL (GEN)
566	Clinton Town	S340924-09	\$ -	\$ -	\$ 1,250,000	\$ -	\$ -	\$ -	\$ -	\$ 1,250,000	\$ 1,575,000	BIL (GEN)
567	Woodlynne Borough	S340849-01	\$ -	\$ -	\$ 3,203,000	\$ -	\$ -	\$ -	\$ -	\$ 3,203,000	\$ 4,264,056	BIL (GEN)
568	Alpha Borough	S340324-01	\$ -	\$ -	\$ 450,000	\$ -	\$ -	\$ -	\$ -	\$ 450,000	\$ 639,645	BIL (GEN)
569	Avon By The Sea Borough	S340335-01	\$ -	\$ -	\$ 2,782,050	\$ -	\$ -	\$ 200,000	\$ -	\$ 2,982,050	\$ 3,973,856	BIL (GEN)
570	Lavallette Borough	S340966-03	\$ -	\$ -	\$ 1,856,130	\$ -	\$ -	\$ -	\$ -	\$ 1,856,130	\$ 2,526,304	BIL (GEN)
571	Lavallette Borough	S340966-02	\$ -	\$ -	\$ 300,000	\$ -	\$ -	\$ -	\$ -	\$ 300,000	\$ 430,399	BIL (GEN)
572	Wenonah Borough	S340531-01	\$ -	\$ -	\$ 1,000,000	\$ -	\$ -	\$ -	\$ -	\$ 1,000,000	\$ 1,330,000	BIL (GEN)
573	Weymouth Township Municipal Utilities Authority	S340713-02	\$ -	\$ -	\$ 400,000	\$ -	\$ -	\$ -	\$ -	\$ 400,000	\$ 570,013	BIL (GEN)
574	Clinton Township Sewerage Authority	S340873-04	\$ -	\$ -	\$ 740,000	\$ -	\$ -	\$ -	\$ -	\$ 740,000	\$ 984,000	BIL (GEN)
575	Gibbsboro Borough	S340871-04	\$ -	\$ -	\$ 850,000	\$ -	\$ -	\$ -	\$ -	\$ 850,000	\$ 1,098,000	BIL (GEN)
576	Sussex Borough	S340155-02	\$ -	\$ -	\$ 360,000	\$ -	\$ -	\$ -	\$ -	\$ 360,000	\$ 522,000	BIL (GEN)
577	Peapack Gladstone Borough	S340822-01	\$ -	\$ -	\$ 85,000	\$ -	\$ -	\$ -	\$ -	\$ 85,000	\$ 125,409	BIL (GEN)
578	Wyckoff Township	S340738-03	\$ -	\$ -	\$ -	\$ 11,220,000	\$ -	\$ -	\$ -	\$ 11,220,000	\$ 14,494,384	BIL (GEN)
579	Allentown Borough	S340567-04	\$ 175,000	\$ -	\$ 225,000	\$ -	\$ -	\$ -	\$ -	\$ 400,000	\$ 570,013	BIL (GEN)
580	Deal Borough	S340412-08	\$ -	\$ -	\$ 900,000	\$ -	\$ -	\$ -	\$ -	\$ 900,000	\$ 1,259,960	BIL (GEN)
581	Island Heights Borough	S340176-02	\$ -	\$ -	\$ 69,370	\$ -	\$ -	\$ -	\$ -	\$ 69,370	\$ 102,347	BIL (GEN)
581	Island Heights Borough	S340176-01	\$ -	\$ -	\$ 272,900	\$ -	\$ -	\$ -	\$ -	\$ 272,900	\$ 392,454	BIL (GEN)
583	Bay Head Borough	S340590-02	\$ -	\$ -	\$ 1,635,000	\$ -	\$ -	\$ -	\$ -	\$ 1,635,000	\$ 2,230,279	BIL (GEN)
584	Ship Bottom Borough	S340311-05	\$ -	\$ -	\$ 3,694,488	\$ -	\$ -	\$ -	\$ -	\$ 3,694,488	\$ 4,558,385	BIL (GEN)
585	Lebanon Borough Sewer Authority	S340509-02	\$ -	\$ -	\$ 141,650	\$ -	\$ -	\$ -	\$ -	\$ 141,650	\$ 207,090	BIL (GEN)
586	Long Beach Township	S340023-10	\$ -	\$ -	\$ 4,347,640	\$ -	\$ -	\$ -	\$ -	\$ 4,347,640	\$ 5,467,168	BIL (GEN)
586	Mansfield Township	S340935-02	\$ -	\$ -	\$ 100,000	\$ -	\$ -	\$ -	\$ -	\$ 100,000	\$ 147,540	BIL (GEN)
587	Bay Head Borough	S340590-03	\$ -	\$ -	\$ 2,700,000	\$ -	\$ -	\$ -	\$ -	\$ 2,700,000	\$ 3,460,000	BIL (GEN)

Rank	Project Sponsor	Project Number	Cat 1	Cat 2	Cat 3	Cat 4	Cat 5	Cat 6	Cat 7	Total Building Costs	Estimated Cost	BIL Eligibility
588	Roosevelt Borough	S340761-02	\$ -	\$ -	\$ 1,100,000	\$ -	\$ -	\$ -	\$ -	\$ 1,100,000	\$ 1,522,661	BIL (GEN)
589	Weymouth Township Municipal Utilities Authority	S340713-04	\$ -	\$ -	\$ 1,300,000	\$ -	\$ -	\$ -	\$ -	\$ 1,300,000	\$ 1,960,000	BIL (GEN)
590	Fieldsboro Borough	S340522-01	\$ -	\$ -	\$ -	\$ -	\$ -	\$ -	\$ -	\$ -	\$ 110,150	BIL (GEN)
591	North Bergen Township	S340652-17	\$ -	\$ -	\$ 3,200,000	\$ -	\$ -	\$ -	\$ -	\$ 3,200,000	\$ 4,140,000	BIL (GEN)
592	Willingboro Municipal Utilities Authority	S340132-10	\$ -	\$ -	\$ -	\$ -	\$ -	\$ -	\$ -	\$ -	\$ -	BIL (GEN)
593	Passaic Valley Sewerage Commission	S340689-45	\$ -	\$ -	\$ -	\$ -	\$ -	\$ -	\$ -	\$ -	\$ 1,324,808	BIL (GEN)
593	Passaic Valley Sewerage Commission	S340689-46	\$ -	\$ -	\$ -	\$ -	\$ -	\$ -	\$ -	\$ -	\$ 1,936,731	BIL (GEN)
594	Passaic Valley Sewerage Commission	S340689-54	\$ 11,531,700	\$ -	\$ -	\$ -	\$ -	\$ -	\$ -	\$ 11,531,700	\$ 15,523,844	BIL (GEN)
595	Passaic Valley Sewerage Commission	S340689-59	\$ 13,392,863	\$ -	\$ -	\$ -	\$ -	\$ -	\$ -	\$ 13,392,863	\$ 16,562,272	BIL (GEN)
595	Passaic Valley Sewerage Commission	S340689-60	\$ 15,000,000	\$ -	\$ -	\$ -	\$ -	\$ -	\$ -	\$ 15,000,000	\$ 18,317,576	BIL (GEN)
596	Passaic Valley Sewerage Commission	S340683-05	\$ 99,999,999	\$ -	\$ -	\$ -	\$ -	\$ -	\$ -	\$ 99,999,999	\$ 132,505,940	BIL (GEN)
596	Passaic Valley Sewerage Commission	S340689-27	\$ 11,400,000	\$ -	\$ -	\$ -	\$ -	\$ -	\$ -	\$ 11,400,000	\$ 14,713,119	BIL (GEN)
596	Passaic Valley Sewerage Commission	S340689-06	\$ 50,000,000	\$ -	\$ -	\$ -	\$ -	\$ -	\$ -	\$ 50,000,000	\$ 63,223,700	BIL (GEN)
597	Gloucester County Utilities Authority	S340902-17	\$ 8,527,000	\$ -	\$ -	\$ -	\$ -	\$ -	\$ -	\$ 8,527,000	\$ 9,784,160	BIL (GEN)
598	Camden City	S340366-02	\$ 470,000	\$ -	\$ -	\$ -	\$ -	\$ -	\$ -	\$ 470,000	\$ 667,397	BIL (GEN)
599	Asbury Park City	S340883-01	\$ 527,000	\$ -	\$ -	\$ -	\$ -	\$ -	\$ -	\$ 527,000	\$ 746,386	BIL (GEN)
600	Newark City	S340815-18	\$ -	\$ -	\$ -	\$ -	\$ -	\$ 1,200,000	\$ -	\$ 1,200,000	\$ 1,645,877	BIL (GEN)
601	Atlantic City	S340439-05	\$ -	\$ -	\$ -	\$ -	\$ -	\$ -	\$ -	\$ -	\$ 1,014,000	BIL (GEN)
602	Long Branch Sewerage Authority	S340820-03	\$ 2,824,000	\$ -	\$ -	\$ -	\$ -	\$ -	\$ -	\$ 2,824,000	\$ 3,766,422	BIL (GEN)
603	Cumberland County Utilities Authority	S340550-10	\$ 1,450,000	\$ -	\$ -	\$ -	\$ -	\$ -	\$ -	\$ 1,450,000	\$ 2,000,000	BIL (GEN)
604	Millville City	S340921-08	\$ 5,700,000	\$ -	\$ -	\$ -	\$ -	\$ -	\$ -	\$ 5,700,000	\$ 6,840,000	BIL (GEN)
605	Ocean Gate Borough	S340151-02	\$ -	\$ -	\$ -	\$ -	\$ -	\$ -	\$ -	\$ -	\$ 1,440,000	BIL (GEN)
606	Gloucester County Utilities Authority	S340902-13	\$ 10,800,000	\$ -	\$ -	\$ -	\$ -	\$ -	\$ -	\$ 10,800,000	\$ 13,982,306	BIL (GEN)
607	Hammonton Town	S340927-10	\$ -	\$ -	\$ 600,000	\$ -	\$ -	\$ -	\$ -	\$ 600,000	\$ 790,000	BIL (GEN)
608	Berkeley Heights Township	S340385-07	\$ 267,500	\$ -	\$ -	\$ -	\$ -	\$ -	\$ -	\$ 267,500	\$ 405,000	BIL (GEN)
609	Middlesex County Utilities Authority	S340699-22	\$ 35,000,000	\$ -	\$ -	\$ -	\$ -	\$ -	\$ -	\$ 35,000,000	\$ 45,000,000	BIL (GEN)
610	Camden County Municipal Utilities Authority	S340640-35	\$ 2,750,000	\$ -	\$ -	\$ -	\$ -	\$ -	\$ -	\$ 2,750,000	\$ 3,457,869	BIL (GEN)
611	Bergen County Utilities Authority	S340687-05	\$ 29,802,000	\$ -	\$ -	\$ -	\$ -	\$ -	\$ -	\$ 29,802,000	\$ 37,834,533	BIL (GEN)
612	JMEUC	S340686-03	\$ 15,000,000	\$ -	\$ -	\$ -	\$ -	\$ -	\$ -	\$ 15,000,000	\$ 19,257,315	BIL (GEN)
613	Burlington County	S340818-04	\$ 6,000,000	\$ -	\$ -	\$ -	\$ -	\$ -	\$ -	\$ 6,000,000	\$ 7,846,596	BIL (GEN)
614	Ocean County Utilities Authority	S340372-65	\$ 3,033,030	\$ -	\$ -	\$ -	\$ -	\$ -	\$ -	\$ 3,033,030	\$ 4,133,330	BIL (GEN)
616	Hudson County Improvement Authority	S340399-15	\$ 15,603,000	\$ -	\$ -	\$ -	\$ -	\$ -	\$ -	\$ 15,603,000	\$ 20,024,455	BIL (GEN)
617	Hudson County Improvement Authority	S340900-01	\$ -	\$ -	\$ -	\$ 21,091,000	\$ -	\$ -	\$ -	\$ 21,091,000	\$ 26,962,839	BIL (GEN)
618	Atlantic County Utilities Authority	S340809-31	\$ 15,325,000	\$ -	\$ -	\$ -	\$ -	\$ -	\$ -	\$ 15,325,000	\$ 18,958,000	BIL (GEN)
619	Atlantic County Utilities Authority	S340405-04	\$ 15,275,000	\$ -	\$ -	\$ -	\$ -	\$ -	\$ -	\$ 15,275,000	\$ 19,607,239	BIL (GEN)
621	Cape May County Municipal Utilities Authority	S340661-06	\$ 9,457,000	\$ -	\$ -	\$ -	\$ -	\$ -	\$ -	\$ 9,457,000	\$ 12,302,395	BIL (GEN)
621	Cape May County Municipal Utilities Authority	S340661-09	\$ 267,000	\$ -	\$ -	\$ -	\$ -	\$ -	\$ -	\$ 267,000	\$ 384,168	BIL (GEN)
622	Bayshore Regional Sewer Authority	S340697-08	\$ 17,000,000	\$ -	\$ -	\$ -	\$ -	\$ -	\$ -	\$ 17,000,000	\$ 20,400,000	BIL (GEN)
623	Northwest Bergen County Utilities Authority	S340700-20	\$ 4,000,000	\$ -	\$ -	\$ -	\$ -	\$ -	\$ -	\$ 4,000,000	\$ 5,280,000	BIL (GEN)
624	Western Monmouth Utilities Authority	S340128-09	\$ -	\$ 16,800,000	\$ -	\$ -	\$ -	\$ -	\$ -	\$ 16,800,000	\$ 20,481,275	BIL (GEN)
625	Neptune Township Sewerage Authority	S340410-09	\$ 10,000,000	\$ -	\$ -	\$ -	\$ -	\$ -	\$ -	\$ 10,000,000	\$ 13,000,360	BIL (GEN)
626	Mount Holly Municipal Utilities Authority	S340819-02	\$ 3,920,000	\$ -	\$ -	\$ -	\$ -	\$ -	\$ -	\$ 3,920,000	\$ 5,203,507	BIL (GEN)
627	Milford Borough	S340805-02	\$ 2,604,000	\$ -	\$ 456,000	\$ -	\$ -	\$ -	\$ -	\$ 3,060,000	\$ 4,076,260	BIL (GEN)

Rank	Project Sponsor	Project Number	Cat 1	Cat 2	Cat 3	Cat 4	Cat 5	Cat 6	Cat 7	Total Building Costs	Estimated Cost	BIL Eligibility
628	North Wildwood City	S340663-08	\$ -	\$ -	\$ -	\$ -	\$ -	\$ 16,969,000	\$ -	\$ 16,969,000	\$ 21,916,520	BIL (GEN)
629	Milltown Borough	S340102-05	\$ -	\$ -	\$ -	\$ -	\$ -	\$ 10,300,000	\$ -	\$ 10,300,000	\$ 13,726,000	BIL (GEN)
630	Jersey City Redevelopment Agency	S340119-01	\$ -	\$ -	\$ -	\$ -	\$ -	\$ 2,224,760	\$ -	\$ 2,224,760	\$ 3,000,792	BIL (GEN)
631	West Milford Township	S340701-10	\$ -	\$ -	\$ -	\$ -	\$ -	\$ -	\$ 200,000	\$ 200,000	\$ 289,789	BIL (GEN)
632	Manasquan Borough	S340450-02	\$ -	\$ -	\$ -	\$ -	\$ -	\$ 3,315,000	\$ -	\$ 3,315,000	\$ 4,505,800	BIL (GEN)
633	Alloway Township	S340965-01	\$ -	\$ -	\$ -	\$ 7,640,000	\$ -	\$ -	\$ -	\$ 7,640,000	\$ 9,963,124	BIL (GEN)
634	Port Republic City	S340553-10	\$ -	\$ -	\$ -	\$ -	\$ -	\$ 2,000,000	\$ -	\$ 2,000,000	\$ 2,400,000	BIL (GEN)
635	Stafford Township	S340946-02	\$ -	\$ -	\$ -	\$ 6,100,000	\$ -	\$ -	\$ -	\$ 6,100,000	\$ 7,975,913	BIL (GEN)
636	Bridgewater Township	S340638-03	\$ -	\$ -	\$ 52,000	\$ 1,615,000	\$ -	\$ -	\$ -	\$ 1,667,000	\$ 2,273,143	BIL (GEN)
637	West Wildwood Borough	S340626-04	\$ -	\$ -	\$ -	\$ 37,400	\$ -	\$ -	\$ -	\$ 37,400	\$ 55,180	BIL (GEN)
638	Raritan Borough	S340781-03	\$ -	\$ -	\$ -	\$ 387,000	\$ -	\$ -	\$ -	\$ 387,000	\$ 551,932	BIL (GEN)
639	Hammonton Town	S340927-03	\$ -	\$ -	\$ -	\$ 3,752,000	\$ -	\$ -	\$ -	\$ 3,752,000	\$ 4,983,647	BIL (GEN)
641	Woodbine Borough	S340370-02	\$ -	\$ -	\$ -	\$ 5,160,000	\$ -	\$ -	\$ -	\$ 5,160,000	\$ 6,542,000	BIL (GEN)
642	Millstone Borough	S340271-02	\$ -	\$ -	\$ -	\$ 13,000,000	\$ -	\$ -	\$ -	\$ 13,000,000	\$ 16,600,000	BIL (GEN)
643	Middlesex County Utilities Authority	S340699-11	\$ 17,250,000	\$ -	\$ -	\$ -	\$ -	\$ -	\$ -	\$ 17,250,000	\$ 22,117,020	BIL (GEN)
644	Atlantic County Utilities Authority	S340809-14	\$ -	\$ 3,520,000	\$ -	\$ -	\$ -	\$ -	\$ -	\$ 3,520,000	\$ 4,679,566	BIL (GEN)
645	Atlantic County Utilities Authority	S340809-11	\$ -	\$ 5,800,000	\$ -	\$ -	\$ -	\$ -	\$ -	\$ 5,800,000	\$ 7,602,671	BIL (GEN)
646	Cape May County Municipal Utilities Authority	S340661-07	\$ 1,691,303	\$ -	\$ -	\$ -	\$ -	\$ -	\$ -	\$ 1,691,303	\$ 2,305,676	BIL (GEN)
647	Old Bridge Municipal Utilities Authority	S340945-04	\$ -	\$ -	\$ -	\$ 25,990,000	\$ -	\$ -	\$ -	\$ 25,990,000	\$ 33,032,119	BIL (GEN)
648	Wayne Township	S340929-01	\$ -	\$ -	\$ -	\$ 1,360,000	\$ -	\$ -	\$ -	\$ 1,360,000	\$ 1,861,346	BIL (GEN)
649	New Brunswick City	S340437-03	\$ -	\$ -	\$ 675,000	\$ -	\$ -	\$ -	\$ -	\$ 675,000	\$ 950,799	BIL (GEN)
650	Galloway Township	S340892-02	\$ -	\$ -	\$ -	\$ 4,300,000	\$ -	\$ -	\$ -	\$ 4,300,000	\$ 5,700,971	BIL (GEN)
651	Winslow Township	S340895-02	\$ -	\$ -	\$ -	\$ 2,003,045	\$ -	\$ -	\$ -	\$ 2,003,045	\$ 2,722,373	BIL (GEN)
652	Voorhees Township	S340875-01	\$ -	\$ -	\$ -	\$ 4,246,200	\$ -	\$ -	\$ -	\$ 4,246,200	\$ 5,630,570	BIL (GEN)
653	Freehold Township	S340304-01	\$ -	\$ -	\$ -	\$ 3,678,000	\$ -	\$ -	\$ -	\$ 3,678,000	\$ 4,886,714	BIL (GEN)
654	Gloucester County Utilities Authority	S340526-03	\$ 1,310,000	\$ 562,000	\$ -	\$ 281,000	\$ -	\$ -	\$ -	\$ 2,153,000	\$ 2,911,180	BIL (GEN)
655	Raritan Township Municipal Utilities Authority	S340485-04	\$ 6,570,000	\$ -	\$ -	\$ -	\$ -	\$ -	\$ -	\$ 6,570,000	\$ 8,583,061	BIL (GEN)
656	South Brunswick Township	S340897-01	\$ -	\$ -	\$ -	\$ 896,000	\$ -	\$ -	\$ -	\$ 896,000	\$ 1,254,485	BIL (GEN)
657	Rockaway Township	S340478-05	\$ 5,549,000	\$ -	\$ -	\$ 8,077,000	\$ -	\$ -	\$ -	\$ 13,626,000	\$ 17,510,632	BIL (GEN)
658	Maple Shade Township	S340710-03	\$ 347,526	\$ -	\$ -	\$ -	\$ -	\$ -	\$ -	\$ 347,526	\$ 496,861	BIL (GEN)
659	Montville Township	S340931-02	\$ -	\$ -	\$ -	\$ 12,820,000	\$ -	\$ -	\$ -	\$ 12,820,000	\$ 16,484,390	BIL (GEN)
659	Montville Township	S340931-04	\$ -	\$ -	\$ -	\$ 2,284,443	\$ -	\$ -	\$ -	\$ 2,284,443	\$ 2,767,331	BIL (GEN)
660	Manchester Township	S340650-03	\$ -	\$ -	\$ -	\$ 6,872,000	\$ -	\$ -	\$ -	\$ 6,872,000	\$ 8,972,628	BIL (GEN)
661	North Arlington Borough	S340959-02	\$ -	\$ -	\$ -	\$ 500,000	\$ -	\$ -	\$ -	\$ 500,000	\$ 708,917	BIL (GEN)
662	Bernards Township Sewerage Authority	S340382-02	\$ -	\$ -	\$ -	\$ 380,000	\$ -	\$ -	\$ -	\$ 380,000	\$ 542,184	BIL (GEN)
663	Gloucester County Utilities Authority	S340461-04	\$ -	\$ -	\$ -	\$ 5,481,000	\$ -	\$ -	\$ -	\$ 5,481,000	\$ 7,211,095	BIL (GEN)
664	Oakland Borough	S340418-05	\$ -	\$ -	\$ -	\$ 32,200,000	\$ -	\$ -	\$ -	\$ 32,200,000	\$ 40,854,622	BIL (GEN)
665	Vernon Township	S340745-02	\$ -	\$ -	\$ -	\$ 5,050,000	\$ -	\$ -	\$ -	\$ 5,050,000	\$ 6,677,126	BIL (GEN)
666	Wanaque Borough	S340434-02	\$ -	\$ -	\$ -	\$ 212,000	\$ -	\$ -	\$ -	\$ 212,000	\$ 306,771	BIL (GEN)
667	Mahwah Township	S340592-03	\$ -	\$ -	\$ 182,000	\$ 6,862,000	\$ -	\$ -	\$ -	\$ 7,044,000	\$ 9,194,418	BIL (GEN)
668	Wantage Township	S340760-03	\$ -	\$ -	\$ -	\$ 402,000	\$ -	\$ -	\$ -	\$ 402,000	\$ 572,805	BIL (GEN)
669	Chatham Township	S340403-05	\$ 500,000	\$ -	\$ -	\$ -	\$ -	\$ -	\$ -	\$ 500,000	\$ 708,917	BIL (GEN)
670	Bloomington Borough	S340634-03	\$ -	\$ -	\$ -	\$ 2,842,000	\$ -	\$ -	\$ -	\$ 2,842,000	\$ 3,790,064	BIL (GEN)

Rank	Project Sponsor	Project Number	Cat 1	Cat 2	Cat 3	Cat 4	Cat 5	Cat 6	Cat 7	Total Building Costs	Estimated Cost	BIL Eligibility
671	Upper Saddle River Borough	S340909-01	\$ -	\$ -	\$ -	\$ 991,000	\$ -	\$ -	\$ -	\$ 991,000	\$ 1,384,609	BIL (GEN)
672	Long Hill Township	S340404-05	\$ -	\$ -	\$ -	\$ 11,221,000	\$ -	\$ -	\$ -	\$ 11,221,000	\$ 14,495,600	BIL (GEN)
673	Manchester Township	S340650-05	\$ -	\$ -	\$ -	\$ 10,644,000	\$ -	\$ -	\$ -	\$ 10,644,000	\$ 13,791,502	BIL (GEN)
674	Fairfield Township	S340957-01	\$ -	\$ -	\$ -	\$ 5,582,500	\$ -	\$ -	\$ -	\$ 5,582,500	\$ 7,336,023	BIL (GEN)
675	Carlstadt Sewerage Authority	S340705-03	\$ -	\$ -	\$ -	\$ 4,026,000	\$ -	\$ -	\$ -	\$ 4,026,000	\$ 5,342,181	BIL (GEN)
676	Mahwah Township	S340737-01	\$ 158,000	\$ -	\$ -	\$ -	\$ -	\$ -	\$ -	\$ 158,000	\$ 230,325	BIL (GEN)
677	Sussex County Municipal Utilities Authority	S340759-02	\$ 4,500,000	\$ 100	\$ -	\$ 1,000,000	\$ -	\$ -	\$ -	\$ 5,500,100	\$ 7,234,628	BIL (GEN)
678	Wharton Borough	S340489-03	\$ -	\$ -	\$ -	\$ 421,000	\$ -	\$ -	\$ -	\$ 421,000	\$ 599,302	BIL (GEN)
679	Berlin Township	S340790-02	\$ -	\$ -	\$ -	\$ 600,000	\$ -	\$ -	\$ -	\$ 600,000	\$ 847,274	BIL (GEN)
680	Frankford Township	S340742-02	\$ -	\$ -	\$ -	\$ 2,007,000	\$ -	\$ -	\$ -	\$ 2,007,000	\$ 2,727,380	BIL (GEN)
681	Blairstown Township	S340568-02	\$ -	\$ -	\$ -	\$ 1,092,000	\$ -	\$ -	\$ -	\$ 1,092,000	\$ 1,512,694	BIL (GEN)
682	Riverdale Borough	S340729-01	\$ -	\$ -	\$ -	\$ 1,273,000	\$ -	\$ -	\$ -	\$ 1,273,000	\$ 1,744,301	BIL (GEN)
683	Mahwah Township	S340592-06	\$ -	\$ -	\$ 275,000	\$ 3,896,000	\$ -	\$ -	\$ -	\$ 4,171,000	\$ 5,532,128	BIL (GEN)
684	North Bergen Municipal Utilities Authority	S340652-06	\$ -	\$ -	\$ -	\$ 3,000,000	\$ -	\$ -	\$ -	\$ 3,000,000	\$ 3,997,392	BIL (GEN)
685	Oxford Township	S340445-02	\$ -	\$ -	\$ -	\$ 125,000	\$ -	\$ -	\$ -	\$ 125,000	\$ 183,343	BIL (GEN)
686	Evesham Municipal Utilities Authority	S340838-01	\$ 2,747,000	\$ -	\$ -	\$ -	\$ -	\$ -	\$ -	\$ 2,747,000	\$ 3,665,234	BIL (GEN)
687	Kinnelon Borough	S340487-02	\$ -	\$ -	\$ -	\$ 7,641,000	\$ -	\$ -	\$ -	\$ 7,641,000	\$ 9,964,412	BIL (GEN)
688	Hope Township	S340872-01	\$ 356,000	\$ -	\$ -	\$ -	\$ -	\$ -	\$ -	\$ 356,000	\$ 508,696	BIL (GEN)
689	Pequannock Township	S340480-06	\$ -	\$ -	\$ -	\$ 7,152,000	\$ -	\$ -	\$ -	\$ 7,152,000	\$ 9,333,821	BIL (GEN)
690	Washington Township	S340930-01	\$ -	\$ -	\$ -	\$ 2,496,000	\$ -	\$ -	\$ -	\$ 2,496,000	\$ 3,335,192	BIL (GEN)
691	Manchester Township	S340650-06	\$ -	\$ -	\$ -	\$ 2,500,000	\$ -	\$ -	\$ -	\$ 2,500,000	\$ 3,340,073	BIL (GEN)
692	Upper Township	S340619-03	\$ -	\$ -	\$ -	\$ 1,707,000	\$ -	\$ -	\$ -	\$ 1,707,000	\$ 2,326,681	BIL (GEN)
693	Pequannock Township	S340480-05	\$ -	\$ -	\$ -	\$ 4,838,000	\$ -	\$ -	\$ -	\$ 4,838,000	\$ 6,403,679	BIL (GEN)
694	Branchville Borough	S340740-02	\$ -	\$ -	\$ -	\$ 1,900,000	\$ -	\$ -	\$ -	\$ 1,900,000	\$ 2,584,971	BIL (GEN)
695	Southampton Township	S340961-01	\$ -	\$ -	\$ -	\$ 1,806,000	\$ -	\$ -	\$ -	\$ 1,806,000	\$ 2,459,208	BIL (GEN)
696	Shamong Township	S340831-01	\$ 1,988,000	\$ -	\$ -	\$ -	\$ -	\$ -	\$ -	\$ 1,988,000	\$ 2,702,506	BIL (GEN)
697	Millstone Borough	S340271-01	\$ -	\$ -	\$ -	\$ 2,500,000	\$ -	\$ -	\$ -	\$ 2,500,000	\$ 3,340,073	BIL (GEN)
698	Plainsboro Township	S340836-01	\$ -	\$ -	\$ -	\$ 1,530,000	\$ -	\$ -	\$ -	\$ 1,530,000	\$ 2,089,419	BIL (GEN)
699	Clayton Borough	S340918-01	\$ -	\$ -	\$ -	\$ 829,026	\$ -	\$ -	\$ -	\$ 829,026	\$ 1,162,637	BIL (GEN)
700	Pennsville Sewerage Authority	S340870-01	\$ -	\$ -	\$ -	\$ 1,581,000	\$ -	\$ -	\$ -	\$ 1,581,000	\$ 2,157,878	BIL (GEN)
701	Buena Borough Municipal Utilities Authority	S340833-01	\$ 509,000	\$ -	\$ -	\$ -	\$ -	\$ -	\$ -	\$ 509,000	\$ 721,415	BIL (GEN)
702	Pequannock Township	S340480-03	\$ -	\$ -	\$ -	\$ 1,200,000	\$ -	\$ -	\$ -	\$ 1,200,000	\$ 1,645,877	BIL (GEN)
703	Lincoln Park Borough	S340594-02	\$ -	\$ -	\$ -	\$ 3,189,000	\$ -	\$ -	\$ -	\$ 3,189,000	\$ 4,245,681	BIL (GEN)
704	Woodbridge Township	S340433-08	\$ -	\$ -	\$ -	\$ 25,000	\$ -	\$ -	\$ -	\$ 25,000	\$ 36,885	BIL (GEN)
705	Elizabeth City	S340942-21	\$ -	\$ -	\$ -	\$ -	\$ -	\$ -	\$ -	\$ -	\$ 2,820,700	BIL (GEN)
706	Hackensack City	S340923-15	\$ -	\$ -	\$ -	\$ -	\$ -	\$ -	\$ -	\$ -	\$ 1,600,000	BIL (GEN)
707	Woolwich Township	S340432-01	\$ -	\$ -	\$ -	\$ 10,970,600	\$ -	\$ -	\$ -	\$ 10,970,600	\$ 15,092,956	BIL (GEN)
708	Passaic Valley Sewerage Commission	S340689-17	\$ -	\$ -	\$ -	\$ -	\$ -	\$ 2,268,000	\$ -	\$ 2,268,000	\$ 3,054,560	BIL (GEN)
709	Camden County Municipal Utilities Authority	S340640-26	\$ -	\$ -	\$ -	\$ -	\$ -	\$ -	\$ 21,500,000	\$ 21,500,000	\$ 26,600,000	BIL (GEN)
710	Camden City	S340366-11	\$ -	\$ -	\$ -	\$ -	\$ -	\$ 1,500,000	\$ -	\$ 1,500,000	\$ 2,049,114	BIL (GEN)
711	Hoboken City	S340635-03	\$ -	\$ -	\$ -	\$ -	\$ -	\$ 50,000	\$ -	\$ 50,000	\$ 73,770	BIL (GEN)
712	Berkeley Township	S340969-11	\$ -	\$ -	\$ -	\$ -	\$ -	\$ 275,400	\$ -	\$ 275,400	\$ 395,962	BIL (GEN)
713	Atlantic City	S340439-01	\$ -	\$ -	\$ -	\$ -	\$ -	\$ 14,664,345	\$ -	\$ 14,664,345	\$ 18,830,938	BIL (GEN)

Rank	Project Sponsor	Project Number	Cat 1	Cat 2	Cat 3	Cat 4	Cat 5	Cat 6	Cat 7	Total Building Costs	Estimated Cost	BIL Eligibility
713	Atlantic City	S340439-03	\$ -	\$ -	\$ -	\$ -	\$ -	\$ 1,828,000	\$ -	\$ 1,828,000	\$ 2,488,662	BIL (GEN)
713	Atlantic City	S340439-02	\$ -	\$ -	\$ -	\$ -	\$ -	\$ 6,784,000	\$ -	\$ 6,784,000	\$ 8,859,157	BIL (GEN)
714	Manchester Township	S340650-07	\$ -	\$ -	\$ -	\$ -	\$ -	\$ 350,000	\$ -	\$ 350,000	\$ 500,308	BIL (GEN)
715	Bernards Township	S340382-04	\$ -	\$ -	\$ -	\$ -	\$ -	\$ 1,410,000	\$ -	\$ 1,410,000	\$ 1,928,489	BIL (GEN)
716	Hopewell Township	S340282-04	\$ -	\$ -	\$ -	\$ -	\$ -	\$ -	\$ -	\$ -	\$ 577,000	BIL (GEN)
717	Secaucus Town	S340029-04	\$ -	\$ -	\$ -	\$ -	\$ -	\$ 1,731,340	\$ -	\$ 1,731,340	\$ 2,359,234	BIL (GEN)
717	Secaucus Town	S340029-03	\$ -	\$ -	\$ -	\$ -	\$ 1,650,000	\$ -	\$ -	\$ 1,650,000	\$ 2,250,375	BIL (GEN)
718	Asbury Park City	S340883-07	\$ -	\$ -	\$ -	\$ -	\$ -	\$ 500,000	\$ -	\$ 500,000	\$ 708,917	BIL (GEN)
719	Richard Stockton College	S340146-02	\$ -	\$ -	\$ -	\$ -	\$ -	\$ 2,230,000	\$ -	\$ 2,230,000	\$ 3,007,318	BIL (GEN)
719	Richard Stockton College	S340146-03	\$ -	\$ -	\$ -	\$ -	\$ -	\$ 21,000,000	\$ -	\$ 21,000,000	\$ 26,849,966	BIL (GEN)
719	Richard Stockton College	S340146-01	\$ -	\$ -	\$ -	\$ -	\$ -	\$ 420,000	\$ -	\$ 420,000	\$ 597,909	BIL (GEN)
720	Belmar Borough	S340209-02	\$ -	\$ -	\$ -	\$ -	\$ -	\$ 403,000	\$ -	\$ 403,000	\$ 574,201	BIL (GEN)
724	Woodbine Borough	S340370-01	\$ -	\$ 6,212,500	\$ -	\$ 3,500,000	\$ -	\$ -	\$ -	\$ 9,712,500	\$ 12,630,925	BIL (GEN)
725	Cranbury Township	S340506-02	\$ -	\$ -	\$ -	\$ 2,700,000	\$ -	\$ -	\$ -	\$ 2,700,000	\$ 3,603,428	BIL (GEN)
726	Greenwich Township	S340359-02	\$ -	\$ -	\$ -	\$ 1,700,000	\$ -	\$ -	\$ -	\$ 1,700,000	\$ 2,200,000	BIL (GEN)
727	Mount Holly Municipal Utilities Authority	S340817-02	\$ 1,102,000	\$ -	\$ -	\$ -	\$ -	\$ -	\$ -	\$ 1,102,000	\$ 1,525,150	BIL (GEN)
728	Gloucester County Utilities Authority	S340902-01	\$ 3,723,000	\$ -	\$ -	\$ -	\$ -	\$ -	\$ -	\$ 3,723,000	\$ 4,945,666	BIL (GEN)
729	Somerset Raritan Valley Sewer Authority	S340801-03	\$ 1,054,000	\$ -	\$ -	\$ -	\$ -	\$ -	\$ -	\$ 1,054,000	\$ 1,465,130	BIL (GEN)
731	Clifton City	S340844-03	\$ -	\$ -	\$ 3,300,000	\$ -	\$ -	\$ -	\$ -	\$ 3,300,000	\$ 4,391,306	BIL (GEN)
732	Northwest Bergen County Utilities Authority	S340700-11	\$ -	\$ -	\$ -	\$ 4,850,000	\$ -	\$ -	\$ -	\$ 4,850,000	\$ 6,419,326	BIL (GEN)
733	Salem County	S340804-03	\$ 5,162,000	\$ -	\$ -	\$ -	\$ -	\$ -	\$ -	\$ 5,162,000	\$ 6,816,427	BIL (GEN)
734	Parsippany Troy Hills Township	S340886-03	\$ 246,000	\$ -	\$ -	\$ -	\$ -	\$ -	\$ -	\$ 246,000	\$ 354,638	BIL (GEN)
735	Northwest Bergen County Utilities Authority	S340700-05	\$ 1,683,000	\$ -	\$ -	\$ -	\$ -	\$ -	\$ -	\$ 1,683,000	\$ 2,294,564	BIL (GEN)
736	Mansfield Township	S340935-03	\$ -	\$ -	\$ -	\$ 8,750,000	\$ -	\$ -	\$ -	\$ 8,750,000	\$ 11,392,714	BIL (GEN)
737	Plainfield Municipal Utilities Authority	S340240-02	\$ -	\$ -	\$ -	\$ 3,000,000	\$ -	\$ -	\$ -	\$ 3,000,000	\$ 3,997,392	BIL (GEN)
738	Egg Harbor Township Municipal Utilities Authority	S340753-05	\$ -	\$ -	\$ -	\$ 640,440	\$ -	\$ -	\$ -	\$ 640,440	\$ 903,160	BIL (GEN)
739	Bridgewater Township	S340638-05	\$ -	\$ -	\$ -	\$ -	\$ -	\$ 557,432	\$ -	\$ 557,432	\$ 788,516	BIL (GEN)
740	Berkeley Township Sewer Authority	S340969-08	\$ -	\$ -	\$ -	\$ 4,633,812	\$ -	\$ -	\$ -	\$ 4,633,812	\$ 6,137,255	BIL (GEN)
740	Berkeley Township Sewer Authority	S340969-09	\$ -	\$ -	\$ -	\$ 3,155,818	\$ -	\$ -	\$ -	\$ 3,155,818	\$ 4,202,120	BIL (GEN)
742	West Orange Township	S340865-01	\$ -	\$ -	\$ 8,466,000	\$ 847,000	\$ -	\$ -	\$ -	\$ 9,313,000	\$ 12,117,146	BIL (GEN)
743	Manasquan River Regional Sewerage Authority	S340911-02	\$ -	\$ -	\$ -	\$ 3,467,000	\$ -	\$ -	\$ -	\$ 3,467,000	\$ 4,610,126	BIL (GEN)
744	Hopewell Township	S340282-01	\$ -	\$ -	\$ -	\$ 18,685,618	\$ -	\$ -	\$ -	\$ 18,685,618	\$ 23,940,222	BIL (GEN)
745	Galloway Township	S340892-09	\$ -	\$ -	\$ -	\$ 675,250	\$ -	\$ -	\$ -	\$ 675,250	\$ 951,143	BIL (GEN)
746	Cherry Hill Township	S340954-01	\$ -	\$ -	\$ 456,000	\$ 456,000	\$ -	\$ -	\$ -	\$ 912,000	\$ 1,276,427	BIL (GEN)
747	Pemberton Township Municipal Utilities Authority	S340649-02	\$ 5,000,000	\$ -	\$ 3,500,000	\$ 1,500,000	\$ -	\$ -	\$ -	\$ 10,000,000	\$ 13,000,360	BIL (GEN)
748	Winslow Township	S340895-04	\$ -	\$ -	\$ -	\$ 1,702,050	\$ -	\$ -	\$ -	\$ 1,702,050	\$ 2,320,058	BIL (GEN)
748	Winslow Township	S340895-05	\$ -	\$ -	\$ -	\$ 3,600,000	\$ -	\$ -	\$ -	\$ 3,600,000	\$ 4,784,482	BIL (GEN)
749	East Windsor Municipal Utilities Authority	S340536-11	\$ -	\$ -	\$ -	\$ 4,000,000	\$ -	\$ -	\$ -	\$ 4,000,000	\$ 5,100,000	BIL (GEN)
750	Deptford Township Municipal Utilities Authority	S340066-01	\$ -	\$ -	\$ -	\$ 1,223,600	\$ -	\$ -	\$ -	\$ 1,223,600	\$ 1,677,717	BIL (GEN)
751	Stafford Township	S340946-06	\$ -	\$ -	\$ -	\$ -	\$ -	\$ 1,224,750	\$ -	\$ 1,224,750	\$ 1,679,268	BIL (GEN)
752	Hamilton Township Municipal Utilities Authority	S340903-02	\$ -	\$ -	\$ -	\$ 2,044,000	\$ -	\$ -	\$ -	\$ 2,044,000	\$ 2,774,147	BIL (GEN)
753	Cliffside Park Borough	S340847-05	\$ -	\$ -	\$ 2,000,000	\$ -	\$ -	\$ -	\$ -	\$ 2,000,000	\$ 2,718,518	BIL (GEN)
754	Lower Township Municipal Utilities Authority	S340810-05	\$ -	\$ -	\$ -	\$ 11,347,507	\$ -	\$ -	\$ -	\$ 11,347,507	\$ 15,319,133	BIL (GEN)

Rank	Project Sponsor	Project Number	Cat 1	Cat 2	Cat 3	Cat 4	Cat 5	Cat 6	Cat 7	Total Building Costs	Estimated Cost	BIL Eligibility
755	Carteret Borough	S340939-04	\$ -	\$ -	\$ -	\$ 1,650,000	\$ -	\$ -	\$ -	\$ 1,650,000	\$ 2,250,375	BIL (GEN)
756	Randolph Township	S340632-07	\$ -	\$ -	\$ 3,221,000	\$ 3,550,000	\$ -	\$ -	\$ -	\$ 6,771,000	\$ 8,842,391	BIL (GEN)
757	Edgewater Borough	S340446-06	\$ -	\$ -	\$ -	\$ 1,617,960	\$ -	\$ -	\$ -	\$ 1,617,960	\$ 2,207,441	BIL (GEN)
759	Montclair State University	S340321-02	\$ -	\$ -	\$ 1,500,000	\$ 3,500,000	\$ -	\$ -	\$ -	\$ 5,000,000	\$ 6,614,815	BIL (GEN)
760	West Windsor Township	S340491-02	\$ -	\$ -	\$ -	\$ 400,000	\$ -	\$ -	\$ -	\$ 400,000	\$ 570,013	BIL (GEN)
761	Glassboro Borough	S340545-04	\$ -	\$ -	\$ -	\$ 2,977,660	\$ -	\$ -	\$ -	\$ 2,977,660	\$ 3,968,098	BIL (GEN)
762	Franklin Township - Gloucester	S340839-03	\$ -	\$ 1,200,000	\$ -	\$ -	\$ -	\$ -	\$ -	\$ 1,200,000	\$ 1,645,877	BIL (GEN)
764	Sparta Township	S340495-04	\$ -	\$ -	\$ -	\$ -	\$ -	\$ -	\$ -	\$ -	\$ 2,821,542	BIL (GEN)
765	Hackettstown Municipal Utilities Authority	S340803-03	\$ 451,000	\$ -	\$ -	\$ -	\$ -	\$ -	\$ -	\$ 451,000	\$ 641,034	BIL (GEN)
766	Holmdel Township	S340919-02	\$ -	\$ -	\$ -	\$ 32,050,000	\$ -	\$ -	\$ -	\$ 32,050,000	\$ 40,665,789	BIL (GEN)
767	Woodland Park Borough	S340778-05	\$ -	\$ -	\$ -	\$ 517,868	\$ -	\$ -	\$ -	\$ 517,868	\$ 733,721	BIL (GEN)
767	Woodland Park Borough	S340203-01	\$ -	\$ -	\$ -	\$ 1,500,000	\$ -	\$ -	\$ -	\$ 1,500,000	\$ 2,049,114	BIL (GEN)
768	Waterford Township Municipal Utilities Authority	S340163-01	\$ -	\$ -	\$ -	\$ 2,474,705	\$ -	\$ -	\$ -	\$ 2,474,705	\$ 3,309,185	BIL (GEN)
769	Boonton Town	S340265-02	\$ -	\$ -	\$ 568,062	\$ 477,037	\$ -	\$ -	\$ -	\$ 1,045,100	\$ 1,466,400	BIL (GEN)
770	Harrison Township	S340362-06	\$ 16,630,915	\$ -	\$ -	\$ -	\$ -	\$ -	\$ -	\$ 16,630,915	\$ 21,330,926	BIL (GEN)
771	Runnemede Borough	S340363-07	\$ -	\$ -	\$ -	\$ 2,535,822	\$ -	\$ -	\$ -	\$ 2,535,822	\$ 3,415,752	BIL (GEN)
772	Newton Town	S340449-06	\$ -	\$ -	\$ -	\$ -	\$ -	\$ -	\$ -	\$ -	\$ 1,050,000	BIL (GEN)
773	Bedminster Township	S340830-01	\$ -	\$ 35,000,000	\$ -	\$ -	\$ -	\$ -	\$ -	\$ 35,000,000	\$ 44,376,955	BIL (GEN)
774	Newton Town	S340449-04	\$ -	\$ -	\$ -	\$ -	\$ -	\$ -	\$ -	\$ -	\$ 538,000	BIL (GEN)
775	Bernardsville Borough	S340816-04	\$ -	\$ -	\$ 455,000	\$ -	\$ -	\$ -	\$ -	\$ 455,000	\$ 646,588	BIL (GEN)
776	Cape May City	S340258-01	\$ -	\$ -	\$ -	\$ 250,000	\$ -	\$ -	\$ -	\$ 250,000	\$ 360,245	BIL (GEN)
777	Hopewell Township	S340282-02	\$ -	\$ -	\$ -	\$ 2,603,110	\$ -	\$ -	\$ -	\$ 2,603,110	\$ 3,475,916	BIL (GEN)
778	Salem City	S340235-02	\$ -	\$ -	\$ -	\$ -	\$ -	\$ 1,119,000	\$ -	\$ 1,119,000	\$ 1,546,267	BIL (GEN)
779	Wildwood City	S340664-04	\$ -	\$ -	\$ -	\$ -	\$ -	\$ 9,500,000	\$ -	\$ 9,500,000	\$ 12,357,700	BIL (GEN)
780	Wildwood City	S340664-02	\$ -	\$ -	\$ -	\$ -	\$ -	\$ 1,831,000	\$ -	\$ 1,831,000	\$ 2,492,677	BIL (GEN)
781	North Wildwood City	S340663-05	\$ -	\$ -	\$ -	\$ -	\$ -	\$ 1,314,850	\$ -	\$ 1,314,850	\$ 1,800,638	BIL (GEN)
781	North Wildwood City	S340663-09	\$ -	\$ -	\$ -	\$ -	\$ -	\$ -	\$ -	\$ -	\$ 17,789,242	BIL (GEN)
782	Buena Borough Municipal Utilities Authority	S340518-05	\$ -	\$ -	\$ -	\$ 3,942,400	\$ -	\$ -	\$ -	\$ 3,942,400	\$ 5,232,801	BIL (GEN)
783	Netcong Borough	S340538-02	\$ -	\$ -	\$ -	\$ -	\$ -	\$ -	\$ -	\$ -	\$ 1,500,000	BIL (GEN)
784	Weymouth Township Municipal Utilities Authority	S340078-01	\$ -	\$ -	\$ 162,525	\$ -	\$ -	\$ -	\$ -	\$ 162,525	\$ 236,752	BIL (GEN)
785	Greenwich Township	S340359-01	\$ -	\$ 7,600,000	\$ -	\$ 1,000,000	\$ -	\$ -	\$ -	\$ 8,600,000	\$ 11,199,679	BIL (GEN)
786	Cumberland County	S340438-01	\$ -	\$ -	\$ 12,000,000	\$ -	\$ -	\$ -	\$ -	\$ 12,000,000	\$ 15,693,192	BIL (GEN)
786	Cumberland County	S340438-03	\$ -	\$ -	\$ -	\$ 12,000,000	\$ -	\$ -	\$ -	\$ 12,000,000	\$ 15,875,000	BIL (GEN)
787	Chester Borough	S340876-02	\$ 718,000	\$ 132,000	\$ -	\$ -	\$ -	\$ -	\$ -	\$ 850,000	\$ 1,191,434	BIL (GEN)
788	Commercial Township	S340955-01	\$ 4,200,000	\$ -	\$ -	\$ 2,854,000	\$ -	\$ -	\$ -	\$ 7,054,000	\$ 9,207,328	BIL (GEN)
789	Pemberton Township Municipal Utilities Authority	S340649-04	\$ -	\$ -	\$ -	\$ -	\$ -	\$ -	\$ 880,000	\$ 880,000	\$ 1,232,571	BIL (GEN)
791	Little Egg Harbor Township	S340579-06	\$ -	\$ -	\$ -	\$ -	\$ -	\$ -	\$ -	\$ -	\$ 3,800,000	BIL (GEN)
792	Little Egg Harbor Township	S340579-04	\$ -	\$ -	\$ -	\$ -	\$ -	\$ 1,200,000	\$ -	\$ 1,200,000	\$ 1,714,000	BIL (GEN)
793	Delran Sewerage Authority	S340794-06	\$ -	\$ -	\$ -	\$ -	\$ -	\$ 871,000	\$ -	\$ 871,000	\$ 1,220,236	BIL (GEN)
794	Hopatcong Borough	S340488-06	\$ -	\$ -	\$ -	\$ -	\$ -	\$ 400,000	\$ -	\$ 400,000	\$ 570,013	BIL (GEN)
795	Hammonton Town	S340927-09	\$ -	\$ -	\$ -	\$ -	\$ -	\$ -	\$ -	\$ -	\$ 219,880	BIL (GEN)
795	Hammonton Town	S340927-04	\$ -	\$ -	\$ -	\$ -	\$ -	\$ -	\$ -	\$ -	\$ 43,348	BIL (GEN)
796	Cinnaminson Township	S340170-05	\$ -	\$ -	\$ -	\$ -	\$ -	\$ 455,350	\$ -	\$ 455,350	\$ 647,074	BIL (GEN)

Rank	Project Sponsor	Project Number	Cat 1	Cat 2	Cat 3	Cat 4	Cat 5	Cat 6	Cat 7	Total Building Costs	Estimated Cost	BIL Eligibility
798	Palmyra Borough	S340030-02	\$ -	\$ -	\$ -	\$ -	\$ -	\$ 238,000	\$ -	\$ 238,000	\$ 343,408	BIL (GEN)
799	Hightstown Borough	S340915-07	\$ -	\$ -	\$ -	\$ -	\$ -	\$ 335,000	\$ -	\$ 335,000	\$ 479,390	BIL (GEN)
800	Wildwood City	S340664-05	\$ -	\$ -	\$ -	\$ -	\$ -	\$ -	\$ -	\$ -	\$ 15,183,000	BIL (GEN)
801	Tuckerton Borough	S340034-04	\$ -	\$ -	\$ 135,000	\$ -	\$ -	\$ -	\$ -	\$ 135,000	\$ 7,708,692	BIL (GEN)
802	West Wildwood Borough	S340626-05	\$ -	\$ -	\$ -	\$ -	\$ -	\$ 1,500,000	\$ -	\$ 1,500,000	\$ 1,890,000	BIL (GEN)
804	Cranford Township	S340858-05	\$ -	\$ -	\$ -	\$ -	\$ -	\$ 130,000	\$ -	\$ 130,000	\$ 190,491	BIL (GEN)
805	Ridgefield Park Village	S340688-05	\$ -	\$ -	\$ -	\$ 1,753,511	\$ -	\$ 22,547,658	\$ -	\$ 24,301,169	\$ 30,211,486	BIL (GEN)
806	Matawan Borough	S340967-03	\$ -	\$ -	\$ -	\$ -	\$ -	\$ 200,000	\$ -	\$ 200,000	\$ 289,789	BIL (GEN)
806	Matawan Borough	S340967-02	\$ -	\$ -	\$ -	\$ -	\$ -	\$ 3,310,000	\$ -	\$ 3,310,000	\$ 4,404,418	BIL (GEN)
807	Dunellen Borough	S340916-03	\$ -	\$ -	\$ -	\$ -	\$ -	\$ 2,916,665	\$ -	\$ 2,916,665	\$ 2,599,998	BIL (GEN)
809	Monmouth County	S340788-05	\$ -	\$ -	\$ -	\$ -	\$ -	\$ -	\$ 655,000	\$ 655,000	\$ 923,244	BIL (GEN)
810	Camden County Municipal Utilities Authority	S340640-31	\$ -	\$ -	\$ -	\$ -	\$ -	\$ -	\$ -	\$ -	\$ 4,667,000	BIL (GEN)
811	Camden County	S340525-01	\$ -	\$ -	\$ -	\$ -	\$ -	\$ 560,000	\$ -	\$ 560,000	\$ 792,068	BIL (GEN)
811	Camden County	S340525-02	\$ -	\$ -	\$ -	\$ -	\$ -	\$ -	\$ 1,235,097	\$ 1,235,097	\$ 1,693,220	BIL (GEN)
811	Camden County	S340525-03	\$ -	\$ -	\$ -	\$ -	\$ -	\$ -	\$ 552,498	\$ 552,498	\$ 781,692	BIL (GEN)
812	Union County	S340280-01	\$ -	\$ -	\$ -	\$ -	\$ -	\$ 3,776,000	\$ -	\$ 3,776,000	\$ 5,015,073	BIL (GEN)
813	Burlington County Bridge Commission	S340818-05	\$ -	\$ -	\$ -	\$ -	\$ -	\$ 4,500,000	\$ -	\$ 4,500,000	\$ 5,962,475	BIL (GEN)
814	New Jersey Water Supply Authority	S340421-05	\$ -	\$ -	\$ -	\$ -	\$ -	\$ -	\$ -	\$ -	\$ 5,650,000	BIL (GEN)
815	Newark City	S340815-11	\$ -	\$ -	\$ -	\$ 51,100	\$ -	\$ 23,397,048	\$ -	\$ 23,448,148	\$ 29,876,121	BIL (GEN)
816	Atlantic County	S340156-01	\$ -	\$ -	\$ -	\$ -	\$ -	\$ 814,000	\$ -	\$ 814,000	\$ 1,141,988	BIL (GEN)
817	Atlantic County Utilities Authority	S340809-20	\$ -	\$ -	\$ -	\$ -	\$ -	\$ 400,000	\$ -	\$ 400,000	\$ 570,013	BIL (GEN)
817	Atlantic County Utilities Authority	S340809-19	\$ -	\$ -	\$ -	\$ -	\$ -	\$ 1,100,000	\$ -	\$ 1,100,000	\$ 1,522,661	BIL (GEN)
818	Toms River Township	S340145-02	\$ -	\$ -	\$ -	\$ -	\$ -	\$ 750,000	\$ -	\$ 750,000	\$ 1,054,062	BIL (GEN)
819	Clifton City	S340844-04	\$ -	\$ -	\$ -	\$ -	\$ -	\$ 1,715,000	\$ -	\$ 1,715,000	\$ 2,337,382	BIL (GEN)
820	Gloucester Township	S340364-19	\$ -	\$ -	\$ -	\$ -	\$ -	\$ -	\$ -	\$ -	\$ 1,953,840	BIL (GEN)
821	Middletown Township	S340097-01	\$ -	\$ -	\$ -	\$ -	\$ -	\$ 3,000,000	\$ -	\$ 3,000,000	\$ 3,997,392	BIL (GEN)
821	Middletown Township	S340097-03	\$ -	\$ -	\$ -	\$ -	\$ -	\$ -	\$ -	\$ -	\$ 147,540	BIL (GEN)
822	Old Bridge Township	S340945-12	\$ -	\$ -	\$ -	\$ -	\$ -	\$ 10,000,000	\$ -	\$ 10,000,000	\$ 13,000,360	BIL (GEN)
823	Gloucester Township	S340364-15	\$ -	\$ -	\$ -	\$ -	\$ -	\$ 1,017,924	\$ -	\$ 1,017,924	\$ 1,369,057	BIL (GEN)
823	Gloucester Township	S340364-16	\$ -	\$ -	\$ -	\$ -	\$ -	\$ -	\$ -	\$ -	\$ 581,974	BIL (GEN)
823	Gloucester Township	S340364-11	\$ -	\$ -	\$ -	\$ -	\$ -	\$ 1,058,571	\$ -	\$ 1,058,571	\$ 1,470,871	BIL (GEN)
824	Gloucester Township	S340364-17	\$ -	\$ -	\$ -	\$ -	\$ -	\$ -	\$ -	\$ -	\$ 1,290,198	BIL (GEN)
824	Gloucester Township	S340364-18	\$ -	\$ -	\$ -	\$ -	\$ -	\$ -	\$ -	\$ -	\$ 1,432,740	BIL (GEN)
825	Vineland City	S340554-10	\$ -	\$ -	\$ -	\$ -	\$ -	\$ -	\$ -	\$ -	\$ 2,000,000	BIL (GEN)
826	Plainfield Municipal Utilities Authority	S340240-06	\$ -	\$ -	\$ -	\$ -	\$ -	\$ 6,000,000	\$ 3,000,000	\$ 9,000,000	\$ 11,675,000	BIL (GEN)
827	Plainfield City	S340240-01	\$ -	\$ -	\$ -	\$ -	\$ -	\$ 70,000	\$ -	\$ 70,000	\$ 103,278	BIL (GEN)
827	Plainfield City	S340240-05	\$ -	\$ -	\$ -	\$ -	\$ -	\$ 41,000	\$ -	\$ 41,000	\$ 60,491	BIL (GEN)
827	Plainfield City	S340240-03	\$ -	\$ -	\$ -	\$ -	\$ -	\$ 961,125	\$ -	\$ 961,125	\$ 1,343,743	BIL (GEN)
828	Evesham Municipal Utilities Authority	S340838-06	\$ -	\$ -	\$ -	\$ -	\$ -	\$ 1,500,000	\$ -	\$ 1,500,000	\$ 2,110,000	BIL (GEN)
829	Berkeley Township	S340969-12	\$ -	\$ -	\$ -	\$ -	\$ -	\$ 487,000	\$ -	\$ 487,000	\$ 706,150	BIL (GEN)
829	Berkeley Township	S340969-10	\$ -	\$ -	\$ -	\$ -	\$ -	\$ 644,525	\$ -	\$ 644,525	\$ 773,430	BIL (GEN)
830	Mount Laurel Township	S340943-04	\$ -	\$ -	\$ -	\$ -	\$ -	\$ 8,000,000	\$ -	\$ 8,000,000	\$ 10,426,744	BIL (GEN)
831	Galloway Township	S340892-07	\$ -	\$ -	\$ -	\$ -	\$ -	\$ 503,985	\$ -	\$ 503,985	\$ 714,451	BIL (GEN)

Rank	Project Sponsor	Project Number	Cat 1	Cat 2	Cat 3	Cat 4	Cat 5	Cat 6	Cat 7	Total Building Costs	Estimated Cost	BIL Eligibility
832	Neptune Township	S340410-08	\$ -	\$ -	\$ -	\$ -	\$ -	\$ 1,000,000	\$ -	\$ 1,000,000	\$ 1,396,910	BIL (GEN)
832	Neptune Township	S340410-07	\$ -	\$ -	\$ -	\$ -	\$ -	\$ 4,000,000	\$ -	\$ 4,000,000	\$ 5,308,104	BIL (GEN)
832	Neptune Township	S340410-06	\$ -	\$ -	\$ -	\$ -	\$ -	\$ 500,000	\$ -	\$ 500,000	\$ 708,917	BIL (GEN)
833	Ewing Township	S340397-03	\$ -	\$ -	\$ -	\$ -	\$ -	\$ 126,400	\$ -	\$ 126,400	\$ 185,346	BIL (GEN)
833	Ewing Township	S340397-01	\$ -	\$ -	\$ -	\$ -	\$ -	\$ -	\$ 325,000	\$ 325,000	\$ 465,419	BIL (GEN)
834	Monroe Township	S340423-04	\$ -	\$ -	\$ -	\$ -	\$ -	\$ 220,000	\$ -	\$ 220,000	\$ 318,067	BIL (GEN)
835	Marlboro Township	S340268-01	\$ -	\$ -	\$ -	\$ -	\$ -	\$ 7,300,000	\$ -	\$ 7,300,000	\$ 9,524,777	BIL (GEN)
836	Rahway City	S340546-03	\$ -	\$ -	\$ -	\$ -	\$ 538,000	\$ 531,000	\$ -	\$ 1,069,000	\$ 1,483,949	BIL (GEN)
837	Ocean Township, Ocean County	S340750-04	\$ -	\$ -	\$ -	\$ -	\$ -	\$ 855,000	\$ -	\$ 855,000	\$ 1,198,294	BIL (GEN)
838	Maplewood (JMEUC) Township	S340283-02	\$ -	\$ -	\$ -	\$ -	\$ -	\$ 4,130,500	\$ -	\$ 4,130,500	\$ 5,479,091	BIL (GEN)
839	Lower Township	S340810-04	\$ -	\$ -	\$ -	\$ -	\$ -	\$ 3,231,310	\$ -	\$ 3,231,310	\$ 3,877,572	BIL (GEN)
840	Carteret Borough	S340939-08	\$ -	\$ -	\$ -	\$ -	\$ -	\$ 1,000,000	\$ -	\$ 1,000,000	\$ 1,396,910	BIL (GEN)
841	Medford Township	S340346-02	\$ -	\$ -	\$ -	\$ -	\$ -	\$ 3,600,000	\$ -	\$ 3,600,000	\$ 4,784,482	BIL (GEN)
842	Hazlet Township	S340968-03	\$ -	\$ -	\$ -	\$ -	\$ -	\$ 95,000	\$ -	\$ 95,000	\$ 140,163	BIL (GEN)
842	Hazlet Township	S340968-02	\$ -	\$ -	\$ -	\$ -	\$ -	\$ 290,000	\$ -	\$ 290,000	\$ 416,419	BIL (GEN)
842	Hillside Township	S340906-04	\$ -	\$ -	\$ -	\$ 222,850	\$ -	\$ 305,500	\$ -	\$ 528,350	\$ 748,257	BIL (GEN)
843	Mount Olive Township	S340537-05	\$ -	\$ -	\$ -	\$ -	\$ -	\$ 904,823	\$ -	\$ 904,823	\$ 1,266,578	BIL (GEN)
844	Dumont Borough	S340922-05	\$ -	\$ -	\$ -	\$ -	\$ -	\$ 3,600,000	\$ -	\$ 3,600,000	\$ 4,784,482	BIL (GEN)
845	The Municipality of Princeton	S340656-10	\$ -	\$ -	\$ -	\$ -	\$ -	\$ 1,198,675	\$ -	\$ 1,198,675	\$ 2,068,160	BIL (GEN)
846	Berkeley Heights Township	S340385-03	\$ -	\$ -	\$ -	\$ -	\$ -	\$ 350,000	\$ -	\$ 350,000	\$ 500,308	BIL (GEN)
847	Highland Park Borough	S340938-02	\$ -	\$ -	\$ -	\$ -	\$ -	\$ 335,000	\$ -	\$ 335,000	\$ 479,390	BIL (GEN)
848	Berkeley Heights Township	S340385-06	\$ -	\$ -	\$ -	\$ -	\$ -	\$ -	\$ -	\$ -	\$ 25,500,000	BIL (GEN)
849	Ringwood Borough	S340157-01	\$ -	\$ -	\$ -	\$ -	\$ -	\$ 325,000	\$ -	\$ 325,000	\$ 465,419	BIL (GEN)
850	New Providence Borough	S340474-01	\$ -	\$ -	\$ -	\$ -	\$ -	\$ 150,000	\$ -	\$ 150,000	\$ 180,000	BIL (GEN)
851	Hasbrouck Heights Borough	S340329-02	\$ -	\$ -	\$ -	\$ -	\$ -	\$ 5,000,000	\$ -	\$ 5,000,000	\$ 6,614,815	BIL (GEN)
852	Beachwood Borough	S340208-01	\$ -	\$ -	\$ -	\$ -	\$ -	\$ 290,000	\$ -	\$ 290,000	\$ 416,419	BIL (GEN)
853	Waterford Township	S340163-02	\$ -	\$ -	\$ -	\$ -	\$ -	\$ 350,000	\$ -	\$ 350,000	\$ 500,308	BIL (GEN)
854	Little Falls Township	S340716-06	\$ -	\$ -	\$ -	\$ -	\$ -	\$ 830,000	\$ -	\$ 830,000	\$ 1,163,975	BIL (GEN)
854	Little Falls Township	S340716-05	\$ -	\$ -	\$ -	\$ -	\$ -	\$ 882,500	\$ -	\$ 882,500	\$ 1,235,996	BIL (GEN)
855	Somers Point City	S340618-02	\$ -	\$ -	\$ -	\$ -	\$ -	\$ 3,920,000	\$ -	\$ 3,920,000	\$ 5,203,507	BIL (GEN)
855	Somers Point City	S340618-03	\$ -	\$ -	\$ -	\$ -	\$ -	\$ 800,000	\$ -	\$ 800,000	\$ 1,122,734	BIL (GEN)
855	Somers Point City	S340618-04	\$ -	\$ -	\$ -	\$ -	\$ -	\$ 750,500	\$ -	\$ 750,500	\$ 1,054,749	BIL (GEN)
856	Mount Holly Township	S340817-05	\$ -	\$ -	\$ -	\$ -	\$ -	\$ 115,000	\$ -	\$ 115,000	\$ 169,048	BIL (GEN)
858	Somers Point City	S340618-05	\$ -	\$ -	\$ -	\$ -	\$ -	\$ -	\$ -	\$ -	\$ 9,351,672	BIL (GEN)
859	Keansburg Borough	S340118-03	\$ -	\$ -	\$ -	\$ -	\$ -	\$ 1,350,000	\$ -	\$ 1,350,000	\$ 1,847,907	BIL (GEN)
860	Brigantine City	S340827-05	\$ -	\$ -	\$ -	\$ -	\$ -	\$ 3,322,017	\$ -	\$ 3,322,017	\$ 4,420,173	BIL (GEN)
860	Brigantine City	S340827-06	\$ -	\$ -	\$ -	\$ -	\$ -	\$ 618,792	\$ -	\$ 618,792	\$ 873,263	BIL (GEN)
861	River Vale Township	S340188-01	\$ -	\$ -	\$ -	\$ -	\$ -	\$ 850,000	\$ -	\$ 850,000	\$ 1,191,434	BIL (GEN)
862	Millstone Township	S340126-01	\$ -	\$ -	\$ -	\$ -	\$ -	\$ 250,000	\$ -	\$ 250,000	\$ 360,245	BIL (GEN)
863	Byram Township	S340569-03	\$ -	\$ -	\$ -	\$ -	\$ -	\$ 150,000	\$ -	\$ 150,000	\$ 218,940	BIL (GEN)
863	Byram Township	S340569-04	\$ -	\$ -	\$ -	\$ -	\$ -	\$ 127,500	\$ -	\$ 127,500	\$ 186,919	BIL (GEN)
864	Northfield City	S340508-02	\$ -	\$ -	\$ -	\$ -	\$ -	\$ -	\$ -	\$ -	\$ 150,000	BIL (GEN)
865	Edgewater Park Township	S340166-01	\$ -	\$ -	\$ -	\$ -	\$ -	\$ 1,500,000	\$ -	\$ 1,500,000	\$ 2,049,114	BIL (GEN)

Rank	Project Sponsor	Project Number	Cat 1	Cat 2	Cat 3	Cat 4	Cat 5	Cat 6	Cat 7	Total Building Costs	Estimated Cost	BIL Eligibility
866	Boonton Town	S340265-01	\$ -	\$ -	\$ -	\$ -	\$ -	\$ 250,000	\$ -	\$ 250,000	\$ 360,245	BIL (GEN)
868	Bogota Borough	S340914-02	\$ -	\$ -	\$ -	\$ -	\$ -	\$ 300,000	\$ -	\$ 300,000	\$ 430,399	BIL (GEN)
868	Bogota Borough	S340914-03	\$ -	\$ -	\$ -	\$ -	\$ -	\$ 5,000,000	\$ -	\$ 5,000,000	\$ 6,614,815	BIL (GEN)
869	Richard Stockton College	S340146-04	\$ -	\$ -	\$ -	\$ -	\$ -	\$ 857,000	\$ -	\$ 857,000	\$ 1,201,038	BIL (GEN)
870	Wood-Ridge Borough	S340239-01	\$ -	\$ -	\$ -	\$ -	\$ -	\$ 455,132	\$ -	\$ 455,132	\$ 646,770	BIL (GEN)
871	Keyport Borough	S340267-01	\$ -	\$ -	\$ -	\$ -	\$ -	\$ 150,000	\$ 100,000	\$ 250,000	\$ 360,245	BIL (GEN)
872	Cresskill Borough	S340374-01	\$ -	\$ -	\$ -	\$ -	\$ -	\$ 310,000	\$ -	\$ 310,000	\$ 444,422	BIL (GEN)
873	Westampton Township	S340105-01	\$ -	\$ -	\$ -	\$ -	\$ -	\$ 200,000	\$ -	\$ 200,000	\$ 289,789	BIL (GEN)
874	Linwood City	S340217-01	\$ -	\$ -	\$ -	\$ -	\$ -	\$ 665,000	\$ -	\$ 665,000	\$ 937,026	BIL (GEN)
876	Belmar Borough	S340209-03	\$ -	\$ -	\$ -	\$ -	\$ -	\$ 64,000	\$ -	\$ 64,000	\$ 94,425	BIL (GEN)
877	Berlin Borough	S340131-03	\$ -	\$ -	\$ -	\$ -	\$ -	\$ -	\$ -	\$ -	\$ 108,917	BIL (GEN)
877	Berlin Borough	S340131-04	\$ -	\$ -	\$ -	\$ 290,000	\$ -	\$ -	\$ -	\$ 290,000	\$ 458,804	BIL (GEN)
878	Berlin Township	S340790-03	\$ -	\$ -	\$ -	\$ -	\$ -	\$ 942,123	\$ -	\$ 942,123	\$ 1,317,720	BIL (GEN)
879	Somerdale Borough	S340338-03	\$ -	\$ -	\$ -	\$ -	\$ -	\$ 952,350	\$ -	\$ 952,350	\$ 1,331,729	BIL (GEN)
880	Englewood Cliffs Borough	S340169-01	\$ -	\$ -	\$ 300,000	\$ -	\$ -	\$ -	\$ -	\$ 300,000	\$ 430,399	BIL (GEN)
881	Edgewater Borough	S340446-07	\$ -	\$ -	\$ -	\$ -	\$ -	\$ 2,000,000	\$ -	\$ 2,000,000	\$ 2,718,518	BIL (GEN)
881	Highlands Borough	S340901-03	\$ -	\$ -	\$ -	\$ -	\$ -	\$ 3,230,000	\$ -	\$ 3,230,000	\$ 4,299,487	BIL (GEN)
881	Highlands Borough	S340901-04	\$ -	\$ -	\$ -	\$ -	\$ -	\$ 552,500	\$ -	\$ 552,500	\$ 781,697	BIL (GEN)
882	Mendham Borough	S340159-01	\$ -	\$ -	\$ -	\$ -	\$ -	\$ 220,000	\$ -	\$ 220,000	\$ 318,067	BIL (GEN)
882	Mendham Borough	S340159-02	\$ -	\$ -	\$ -	\$ -	\$ -	\$ -	\$ 132,000	\$ 132,000	\$ 193,346	BIL (GEN)
883	Roseland Borough	S340361-02	\$ -	\$ -	\$ -	\$ -	\$ -	\$ 1,000,000	\$ -	\$ 1,000,000	\$ 1,396,910	BIL (GEN)
884	Penns Grove Borough	S340502-04	\$ -	\$ -	\$ -	\$ -	\$ -	\$ -	\$ -	\$ -	\$ 2,000,000	BIL (GEN)
885	Mount Arlington Borough	S340451-04	\$ -	\$ -	\$ -	\$ -	\$ -	\$ 91,000	\$ -	\$ 91,000	\$ 134,261	BIL (GEN)
886	Egg Harbor Township	S340856-01	\$ -	\$ -	\$ -	\$ -	\$ -	\$ 1,944,104	\$ -	\$ 1,944,104	\$ 2,643,901	BIL (GEN)
887	Magnolia Borough	S340285-03	\$ -	\$ -	\$ -	\$ 48,000	\$ -	\$ 270,000	\$ -	\$ 318,000	\$ 455,626	BIL (GEN)
888	Magnolia Borough	S340285-04	\$ -	\$ -	\$ -	\$ -	\$ -	\$ 108,000	\$ -	\$ 108,000	\$ 159,031	BIL (GEN)
890	Medford Lakes Borough	S340319-02	\$ -	\$ -	\$ -	\$ -	\$ -	\$ 250,000	\$ -	\$ 250,000	\$ 360,245	BIL (GEN)
891	Bethlehem Township	S340210-01	\$ -	\$ -	\$ -	\$ -	\$ -	\$ 75,000	\$ -	\$ 75,000	\$ 110,655	BIL (GEN)
891	Bethlehem Township	S340210-02	\$ -	\$ -	\$ -	\$ -	\$ -	\$ 280,000	\$ -	\$ 280,000	\$ 402,413	BIL (GEN)
892	High Bridge Borough	S340842-03	\$ -	\$ -	\$ -	\$ -	\$ -	\$ 5,200,000	\$ -	\$ 5,200,000	\$ 6,863,603	BIL (GEN)
892	High Bridge Borough	S340842-02	\$ -	\$ -	\$ -	\$ -	\$ -	\$ 110,300	\$ -	\$ 110,300	\$ 162,326	BIL (GEN)
893	Stanhope Borough	S340504-03	\$ -	\$ -	\$ -	\$ -	\$ -	\$ 100,000	\$ -	\$ 100,000	\$ 147,540	BIL (GEN)
894	Hamburg Borough	S340149-02	\$ -	\$ -	\$ -	\$ -	\$ -	\$ 400,000	\$ -	\$ 400,000	\$ 570,013	BIL (GEN)
895	Lawnside Borough	S340263-01	\$ -	\$ -	\$ -	\$ -	\$ -	\$ 132,000	\$ -	\$ 132,000	\$ 193,346	BIL (GEN)
896	Lavallette Borough	S340966-04	\$ -	\$ -	\$ -	\$ -	\$ -	\$ 282,000	\$ -	\$ 282,000	\$ 405,216	BIL (GEN)
897	Liberty Township	S340165-01	\$ -	\$ -	\$ -	\$ -	\$ -	\$ 101,000	\$ -	\$ 101,000	\$ 148,979	BIL (GEN)
897	Riverdale Borough	S340729-02	\$ -	\$ -	\$ -	\$ -	\$ -	\$ 200,000	\$ -	\$ 200,000	\$ 289,789	BIL (GEN)
898	Avon By The Sea Borough	S340335-02	\$ -	\$ -	\$ -	\$ -	\$ -	\$ 250,000	\$ -	\$ 250,000	\$ 360,245	BIL (GEN)
899	Pine Beach Borough	S340248-01	\$ -	\$ -	\$ -	\$ -	\$ -	\$ 202,620	\$ -	\$ 202,620	\$ 293,499	BIL (GEN)
900	Avon By The Sea Borough	S340335-03	\$ -	\$ -	\$ -	\$ -	\$ -	\$ 8,613,000	\$ -	\$ 8,613,000	\$ 12,488,850	BIL (GEN)
900	Wyckoff Township	S340738-04	\$ -	\$ -	\$ -	\$ -	\$ -	\$ 375,000	\$ -	\$ 375,000	\$ 535,216	BIL (GEN)
901	Sea Bright Borough	S340077-01	\$ -	\$ -	\$ 100,000	\$ 50,000	\$ -	\$ 2,680,000	\$ -	\$ 2,830,000	\$ 3,774,303	BIL (GEN)
902	Downe Township	S340438-02	\$ -	\$ -	\$ -	\$ -	\$ -	\$ 12,750,000	\$ -	\$ 12,750,000	\$ 16,395,206	BIL (GEN)

Rank	Project Sponsor	Project Number	Cat 1	Cat 2	Cat 3	Cat 4	Cat 5	Cat 6	Cat 7	Total Building Costs	Estimated Cost	BIL Eligibility
903	Hampton Borough	S340481-01	\$ -	\$ -	\$ -	\$ -	\$ -	\$ 75,000	\$ -	\$ 75,000	\$ 97,500	BIL (GEN)
904	Avalon Borough	S340864-02	\$ -	\$ -	\$ -	\$ -	\$ -	\$ 2,400,000	\$ -	\$ 2,400,000	\$ 3,217,620	BIL (GEN)
905	Teterboro Borough	S340339-01	\$ -	\$ -	\$ -	\$ -	\$ -	\$ 870,473	\$ -	\$ 870,473	\$ 1,219,512	BIL (GEN)
907	Middlesex County Utilities Authority	S342012-02	\$ 3,700,000	\$ -	\$ -	\$ -	\$ -	\$ -	\$ -	\$ 3,700,000	\$ 4,915,537	BIL (GEN)
908	Newark City	S340815-23	\$ -	\$ -	\$ -	\$ -	\$ -	\$ 21,375,666	\$ -	\$ 21,375,666	\$ 27,315,736	BIL (GEN)
908	Newark City	S340815-15	\$ -	\$ -	\$ -	\$ -	\$ 433,250	\$ 1,547,827	\$ 10,555,881	\$ 12,536,958	\$ 16,123,720	BIL (GEN)
909	Jersey City	S343069-01	\$ -	\$ -	\$ -	\$ -	\$ -	\$ -	\$ 10,000,000	\$ 10,000,000	\$ 13,000,360	BIL (GEN)
910	Cape May County Municipal Utilities Authority	S342017-01	\$ -	\$ -	\$ -	\$ -	\$ -	\$ 678,000	\$ -	\$ 678,000	\$ 954,929	BIL (GEN)
911	Camden City	S340366-05	\$ -	\$ -	\$ -	\$ -	\$ -	\$ -	\$ 5,000,000	\$ 5,000,000	\$ 6,614,815	BIL (GEN)
912	Bayonne Local Redevelopment Authority	S342009-01	\$ -	\$ -	\$ -	\$ -	\$ -	\$ -	\$ 2,957,000	\$ 2,957,000	\$ 3,941,003	BIL (GEN)
913	Hoboken City	S343078-01	\$ -	\$ -	\$ -	\$ -	\$ -	\$ 3,705,000	\$ -	\$ 3,705,000	\$ 4,922,087	BIL (GEN)
914	Secaucus Town	S342021-01	\$ -	\$ -	\$ -	\$ -	\$ -	\$ -	\$ 16,519,865	\$ 16,519,865	\$ 21,189,858	BIL (GEN)
915	Watchung Borough	S340823-03	\$ -	\$ -	\$ -	\$ -	\$ -	\$ -	\$ -	\$ -	\$ 2,112,150	BIL (GEN)
917	Passaic Valley Sewerage Commission	S340689-66	\$ -	\$ -	\$ -	\$ -	\$ -	\$ -	\$ -	\$ -	\$ 12,798,886	BIL (GEN)
918	Stafford Township	S343076-01	\$ -	\$ -	\$ -	\$ -	\$ -	\$ -	\$ 5,055,000	\$ 5,055,000	\$ 6,683,353	BIL (GEN)
919	The Municipality of Princeton	S343008-01	\$ -	\$ -	\$ -	\$ -	\$ -	\$ -	\$ 3,500,000	\$ 3,500,000	\$ 4,653,327	BIL (GEN)
920	Wildwood Crest Borough	S343041-01	\$ -	\$ -	\$ -	\$ -	\$ -	\$ -	\$ 3,000,000	\$ 3,000,000	\$ 3,997,392	BIL (GEN)
921	Brick Township	S342018-01	\$ -	\$ -	\$ -	\$ -	\$ -	\$ -	\$ 11,000,000	\$ 11,000,000	\$ 14,226,449	BIL (GEN)
923	Buena Vista Township	S342023-01	\$ -	\$ -	\$ -	\$ -	\$ -	\$ -	\$ 20,000,000	\$ 20,000,000	\$ 23,530,000	BIL (GEN)
924	Jersey City Redevelopment Agency	S340928-25	\$ -	\$ -	\$ -	\$ 3,547,397	\$ -	\$ 730,895	\$ -	\$ 4,278,292	\$ 5,647,345	BIL (GEN)
924	Jersey City Redevelopment Agency	S340928-26	\$ -	\$ -	\$ -	\$ 558,113	\$ 280,000	\$ -	\$ 8,500,000	\$ 9,338,113	\$ 12,326,308	BIL (GEN)
925	Hudson County Improvement Authority	S340094-01	\$ -	\$ -	\$ -	\$ -	\$ -	\$ 5,000,000	\$ -	\$ 5,000,000	\$ 6,614,815	BIL (GEN)
926	Bellmawr Borough	S342011-02	\$ -	\$ -	\$ -	\$ -	\$ -	\$ -	\$ 52,490,366	\$ 52,490,366	\$ 66,350,623	BIL (GEN)
928	Mercer County	S343004-03	\$ -	\$ -	\$ -	\$ -	\$ -	\$ -	\$ 800,000	\$ 800,000	\$ 1,122,734	BIL (GEN)
929	Gloucester County Improvement Authority	S342016-01	\$ -	\$ -	\$ -	\$ -	\$ -	\$ 993,600	\$ -	\$ 993,600	\$ 1,388,163	BIL (GEN)
930	Atlantic County Utilities Authority	S342001-03	\$ -	\$ -	\$ -	\$ -	\$ -	\$ -	\$ 29,926,802	\$ 29,926,802	\$ 36,042,396	BIL (GEN)
931	Gloucester County Improvement Authority	S343074-01	\$ -	\$ -	\$ -	\$ -	\$ -	\$ -	\$ 1,500,000	\$ 1,500,000	\$ 2,049,114	BIL (GEN)
932	Atlantic County Utilities Authority	S342001-02	\$ -	\$ -	\$ -	\$ -	\$ -	\$ 4,500,000	\$ -	\$ 4,500,000	\$ 5,962,475	BIL (GEN)
933	Passaic Valley Water Commission	S342014-01	\$ -	\$ -	\$ -	\$ -	\$ -	\$ 1,200,000	\$ -	\$ 1,200,000	\$ 1,645,877	BIL (GEN)
935	Sussex County Municipal Utilities Authority	S342008-01	\$ -	\$ -	\$ -	\$ -	\$ -	\$ -	\$ 1,800,000	\$ 1,800,000	\$ 2,451,173	BIL (GEN)
936	Warren County	S343035-01	\$ -	\$ -	\$ -	\$ -	\$ -	\$ 2,374,000	\$ -	\$ 2,374,000	\$ 3,185,630	BIL (GEN)
937	Edison Township	S342020-01	\$ -	\$ -	\$ -	\$ -	\$ -	\$ -	\$ 9,000,000	\$ 9,000,000	\$ 11,714,265	BIL (GEN)
938	Edison Township	S343027-02	\$ -	\$ -	\$ -	\$ -	\$ -	\$ -	\$ 43,826,580	\$ 43,826,580	\$ 55,475,226	BIL (GEN)
939	Hamilton Township	S343051-02	\$ -	\$ -	\$ -	\$ -	\$ -	\$ -	\$ 1,247,000	\$ 1,247,000	\$ 1,709,268	BIL (GEN)
940	Brick Township	S343010-02	\$ -	\$ -	\$ -	\$ -	\$ -	\$ -	\$ 3,264,850	\$ 3,264,850	\$ 4,345,207	BIL (GEN)
941	Middletown Township	S343021-02	\$ -	\$ -	\$ -	\$ -	\$ -	\$ -	\$ 2,380,000	\$ 2,380,000	\$ 3,193,018	BIL (GEN)
942	Old Bridge Township	S343043-02	\$ -	\$ -	\$ -	\$ -	\$ -	\$ 3,000,000	\$ -	\$ 3,000,000	\$ 3,997,392	BIL (GEN)
943	Gloucester Township	S343014-01	\$ -	\$ -	\$ -	\$ -	\$ -	\$ -	\$ 949,900	\$ 949,900	\$ 1,328,374	BIL (GEN)
944	Plainfield City	S340240-04	\$ -	\$ -	\$ -	\$ -	\$ -	\$ -	\$ 53,500	\$ 53,500	\$ 78,934	BIL (GEN)
945	Washington Township	S343044-01	\$ -	\$ -	\$ -	\$ -	\$ -	\$ -	\$ 725,000	\$ 725,000	\$ 1,019,650	BIL (GEN)
946	Franklin Township - Gloucester	S343017-01	\$ -	\$ -	\$ -	\$ -	\$ -	\$ -	\$ 16,863,000	\$ 16,863,000	\$ 21,625,688	BIL (GEN)
947	Evesham Township	S343023-02	\$ -	\$ -	\$ -	\$ -	\$ -	\$ -	\$ 433,000	\$ 433,000	\$ 616,010	BIL (GEN)
948	Sayreville Borough	S343075-01	\$ -	\$ -	\$ -	\$ -	\$ -	\$ -	\$ 25,000,000	\$ 25,000,000	\$ 31,783,125	BIL (GEN)

Rank	Project Sponsor	Project Number	Cat 1	Cat 2	Cat 3	Cat 4	Cat 5	Cat 6	Cat 7	Total Building Costs	Estimated Cost	BIL Eligibility
949	Howell Township	S343011-01	\$ -	\$ -	\$ -	\$ -	\$ -	\$ -	\$ 1,500,000	\$ 1,500,000	\$ 2,049,114	BIL (GEN)
950	Hackensack City	S343024-01	\$ -	\$ -	\$ -	\$ -	\$ -	\$ -	\$ 519,000	\$ 519,000	\$ 735,292	BIL (GEN)
951	Marlboro Township	S343059-01	\$ -	\$ -	\$ -	\$ -	\$ -	\$ -	\$ 3,000,000	\$ 3,000,000	\$ 3,997,392	BIL (GEN)
952	Evesham Township	S342003-01	\$ -	\$ -	\$ -	\$ -	\$ -	\$ -	\$ -	\$ -	\$ 2,969,927	BIL (GEN)
953	Manalapan Township	S343039-01	\$ -	\$ -	\$ -	\$ -	\$ -	\$ -	\$ 2,600,000	\$ 2,600,000	\$ 3,471,822	BIL (GEN)
954	Mount Laurel Township	S343015-01	\$ -	\$ -	\$ -	\$ -	\$ -	\$ -	\$ 3,135,063	\$ 3,135,063	\$ 4,174,867	BIL (GEN)
955	Freehold Township	S343018-01	\$ -	\$ -	\$ -	\$ -	\$ -	\$ -	\$ 2,000,000	\$ 2,000,000	\$ 2,718,518	BIL (GEN)
956	West Windsor Township	S343005-02	\$ -	\$ -	\$ -	\$ -	\$ -	\$ -	\$ 6,669,950	\$ 6,669,950	\$ 8,712,041	BIL (GEN)
957	Burlington Township	S343060-01	\$ -	\$ -	\$ -	\$ -	\$ -	\$ -	\$ 429,317	\$ 429,317	\$ 610,884	BIL (GEN)
958	Randolph Township	S343007-01	\$ -	\$ -	\$ -	\$ -	\$ -	\$ -	\$ 8,370,000	\$ 8,370,000	\$ 10,903,537	BIL (GEN)
959	Morris Township	S343022-01	\$ -	\$ -	\$ -	\$ -	\$ -	\$ -	\$ 2,000,000	\$ 2,000,000	\$ 2,718,518	BIL (GEN)
960	Point Pleasant Borough	S343025-01	\$ -	\$ -	\$ -	\$ -	\$ -	\$ -	\$ 460,950	\$ 460,950	\$ 654,846	BIL (GEN)
961	Readington Township	S343034-04	\$ -	\$ -	\$ -	\$ -	\$ -	\$ -	\$ 10,815,000	\$ 10,815,000	\$ 14,000,636	BIL (GEN)
962	Clinton Township	S343012-01	\$ -	\$ -	\$ -	\$ -	\$ -	\$ -	\$ 9,605,306	\$ 9,605,306	\$ 12,493,115	BIL (GEN)
963	Hanover Township	S343003-01	\$ -	\$ -	\$ -	\$ -	\$ -	\$ -	\$ 9,000,000	\$ 9,000,000	\$ 11,714,265	BIL (GEN)
964	Brigantine City	S343042-01	\$ -	\$ -	\$ -	\$ -	\$ -	\$ -	\$ 5,000,000	\$ 5,000,000	\$ 6,614,815	BIL (GEN)
965	Oakland Borough	S343070-01	\$ -	\$ -	\$ -	\$ -	\$ -	\$ -	\$ 12,060,900	\$ 12,060,900	\$ 15,516,767	BIL (GEN)
966	Burlington County	S343068-01	\$ -	\$ -	\$ -	\$ -	\$ -	\$ -	\$ 52,000	\$ 52,000	\$ 76,721	BIL (GEN)
967	Montgomery Township	S343029-01	\$ -	\$ -	\$ -	\$ -	\$ -	\$ -	\$ 3,454,800	\$ 3,454,800	\$ 4,594,151	BIL (GEN)
968	River Vale Township	S343064-01	\$ -	\$ -	\$ -	\$ -	\$ -	\$ -	\$ 5,000,000	\$ 5,000,000	\$ 6,614,815	BIL (GEN)
969	Chatham Township	S343016-01	\$ -	\$ -	\$ -	\$ -	\$ -	\$ -	\$ 2,000,000	\$ 2,000,000	\$ 2,718,518	BIL (GEN)
970	Florham Park Borough	S343001-01	\$ -	\$ -	\$ -	\$ -	\$ -	\$ -	\$ 7,500,000	\$ 7,500,000	\$ 9,782,685	BIL (GEN)
971	Bordentown Township	S343036-01	\$ -	\$ -	\$ -	\$ -	\$ -	\$ -	\$ 10,447,500	\$ 10,447,500	\$ 13,550,697	BIL (GEN)
972	Byram Township	S343047-01	\$ -	\$ -	\$ -	\$ -	\$ -	\$ -	\$ 1,400,000	\$ 1,400,000	\$ 1,915,067	BIL (GEN)
973	Edgewater Park Township	S343038-01	\$ -	\$ -	\$ -	\$ -	\$ -	\$ -	\$ 100,000	\$ 100,000	\$ 147,540	BIL (GEN)
974	Milltown Borough	S343052-01	\$ -	\$ -	\$ -	\$ -	\$ -	\$ -	\$ 3,500,000	\$ 3,500,000	\$ 4,653,327	BIL (GEN)
975	Allendale Borough	S343067-01	\$ -	\$ -	\$ -	\$ -	\$ -	\$ -	\$ 5,200,000	\$ 5,200,000	\$ 6,863,603	BIL (GEN)
976	Mansfield Township	S343040-01	\$ -	\$ -	\$ -	\$ -	\$ -	\$ -	\$ 1,196,250	\$ 1,196,250	\$ 1,641,302	BIL (GEN)
977	Plumsted Township	S343019-01	\$ -	\$ -	\$ -	\$ -	\$ -	\$ -	\$ 6,800,000	\$ 6,800,000	\$ 8,879,791	BIL (GEN)
978	Fairfield Township	S342004-01	\$ -	\$ -	\$ -	\$ -	\$ -	\$ -	\$ 1,200,000	\$ 1,200,000	\$ 1,645,877	BIL (GEN)
979	Point Pleasant Beach Borough	S343073-01	\$ -	\$ -	\$ -	\$ -	\$ -	\$ -	\$ 15,000,000	\$ 15,000,000	\$ 19,257,315	BIL (GEN)
980	Millstone Township	S343009-01	\$ -	\$ -	\$ -	\$ -	\$ -	\$ -	\$ 9,000,000	\$ 9,000,000	\$ 11,714,265	BIL (GEN)
981	Eastampton Township	S343026-01	\$ -	\$ -	\$ -	\$ -	\$ -	\$ -	\$ 3,000,000	\$ 3,000,000	\$ 3,997,392	BIL (GEN)
982	Mendham Township	S343031-01	\$ -	\$ -	\$ -	\$ -	\$ -	\$ -	\$ 4,000,000	\$ 4,000,000	\$ 5,308,104	BIL (GEN)
983	East Amwell Township	S343062-01	\$ -	\$ -	\$ -	\$ -	\$ -	\$ 350,200	\$ -	\$ 350,200	\$ 500,588	BIL (GEN)
984	Cape May City	S343045-01	\$ -	\$ -	\$ -	\$ -	\$ -	\$ -	\$ 4,000,000	\$ 4,000,000	\$ 5,308,104	BIL (GEN)
985	High Bridge Borough	S343072-02	\$ -	\$ -	\$ -	\$ -	\$ -	\$ -	\$ 4,200,000	\$ 4,200,000	\$ 5,570,096	BIL (GEN)
986	Mine Hill Township	S343053-01	\$ -	\$ -	\$ -	\$ -	\$ -	\$ -	\$ 1,000,000	\$ 1,000,000	\$ 1,396,910	BIL (GEN)
987	National Park Borough	S342019-01	\$ -	\$ -	\$ -	\$ -	\$ -	\$ -	\$ 9,675,600	\$ 9,675,600	\$ 12,583,490	BIL (GEN)
988	Peapack Gladstone Borough	S343049-01	\$ -	\$ -	\$ -	\$ -	\$ -	\$ -	\$ 750,000	\$ 750,000	\$ 1,054,062	BIL (GEN)
989	Estell Manor City	S342002-01	\$ -	\$ -	\$ -	\$ -	\$ -	\$ -	\$ 1,140,000	\$ 1,140,000	\$ 1,572,251	BIL (GEN)
990	Trenton City	S340416-13	\$ -	\$ -	\$ -	\$ -	\$ -	\$ 7,740,000	\$ -	\$ 7,740,000	\$ 10,091,960	BIL (GEN)
991	Camden Redevelopment Agency	S340044-01	\$ -	\$ -	\$ -	\$ -	\$ -	\$ 99,999,999	\$ -	\$ 99,999,999	\$ 172,309,961	BIL (GEN)

Rank	Project Sponsor	Project Number	Cat 1	Cat 2	Cat 3	Cat 4	Cat 5	Cat 6	Cat 7	Total Building Costs	Estimated Cost	BIL Eligibility
992	Bayonne Local Redevelopment Authority	S340051-05	\$ -	\$ -	\$ -	\$ -	\$ -	\$ 1,800,000	\$ -	\$ 1,800,000	\$ 2,451,173	BIL (GEN)
992	Bayonne Local Redevelopment Authority	S340051-06	\$ -	\$ -	\$ -	\$ -	\$ -	\$ 2,600,000	\$ -	\$ 2,600,000	\$ 3,471,822	BIL (GEN)
992	Bayonne Local Redevelopment Authority	S340051-07	\$ -	\$ -	\$ -	\$ -	\$ -	\$ 5,400,000	\$ -	\$ 5,400,000	\$ 7,111,175	BIL (GEN)
993	Kearny Town	S340259-13	\$ -	\$ -	\$ 13,437,681	\$ -	\$ -	\$ 71,948,744	\$ -	\$ 85,386,425	\$ 107,557,474	BIL (GEN)
994	Jersey City Municipal Utilities Authority	S340928-45	\$ -	\$ -	\$ -	\$ 3,750,000	\$ -	\$ -	\$ -	\$ 3,750,000	\$ 4,520,000	BIL (GEN)
995	Jersey City Municipal Utilities Authority	S340928-32	\$ -	\$ -	\$ -	\$ -	\$ -	\$ -	\$ -	\$ -	\$ 7,645,200	BIL (GEN)
996	Asbury Park City	S340883-08	\$ -	\$ -	\$ -	\$ 50,000,000	\$ -	\$ -	\$ -	\$ 50,000,000	\$ 61,500,000	BIL (GEN)
997	Hudson County Improvement Authority	S340094-02	\$ -	\$ -	\$ -	\$ -	\$ -	\$ -	\$ -	\$ -	\$ -	BIL (GEN)
998	Elizabeth City	S340942-06	\$ -	\$ -	\$ -	\$ -	\$ -	\$ -	\$ 2,500,000	\$ 2,500,000	\$ 3,340,073	BIL (GEN)
998	Elizabeth City	S340942-10	\$ -	\$ -	\$ -	\$ -	\$ -	\$ 275,000	\$ 7,325,000	\$ 7,600,000	\$ 9,911,578	BIL (GEN)
999	Trenton City	S340087-01	\$ -	\$ -	\$ -	\$ -	\$ -	\$ 1,300,000	\$ 800,000	\$ 2,100,000	\$ 2,844,687	BIL (GEN)
1000	Trenton City	S340416-14	\$ -	\$ -	\$ -	\$ -	\$ -	\$ -	\$ -	\$ -	\$ 24,000,000	BIL (GEN)
1001	Camden Redevelopment Agency	S340044-02	\$ -	\$ -	\$ 16,300,000	\$ 19,500,000	\$ -	\$ -	\$ -	\$ 35,800,000	\$ 45,383,793	BIL (GEN)
1001	Camden Redevelopment Agency	S340044-03	\$ -	\$ -	\$ -	\$ -	\$ -	\$ -	\$ 10,000,000	\$ 10,000,000	\$ 13,000,360	BIL (GEN)
1002	Camden City	S340366-16	\$ -	\$ -	\$ -	\$ -	\$ -	\$ -	\$ -	\$ -	\$ 600,000	BIL (GEN)
1003	East Orange City	S340843-02	\$ -	\$ -	\$ -	\$ -	\$ -	\$ -	\$ -	\$ -	\$ 6,840,000	BIL (GEN)
1004	North Bergen Municipal Utilities Authority	S340652-11	\$ 1,813,000	\$ -	\$ -	\$ -	\$ -	\$ -	\$ -	\$ 1,813,000	\$ 2,468,581	BIL (GEN)
1004	North Bergen Township	S340652-08	\$ -	\$ -	\$ -	\$ -	\$ -	\$ 3,000,000	\$ -	\$ 3,000,000	\$ 3,997,392	BIL (GEN)
1005	New Brunswick City	S340437-12	\$ -	\$ -	\$ -	\$ -	\$ -	\$ 2,500,000	\$ -	\$ 2,500,000	\$ 3,340,073	BIL (GEN)
1006	Atlantic City Municipal Utilities Authority	S340439-04	\$ -	\$ -	\$ 1,800,000	\$ -	\$ -	\$ -	\$ -	\$ 1,800,000	\$ 2,230,000	BIL (GEN)
1007	Harrison Town	S340341-05	\$ -	\$ -	\$ -	\$ -	\$ -	\$ 25,000,000	\$ -	\$ 25,000,000	\$ 31,783,125	BIL (GEN)
1008	Union County Improvement Authority	S340124-01	\$ -	\$ -	\$ -	\$ -	\$ -	\$ 2,000,000	\$ 16,000,000	\$ 18,000,000	\$ 23,069,596	BIL (GEN)
1009	Hardyston Municipal Utilities Authority	S340532-01	\$ -	\$ -	\$ 405,000	\$ -	\$ -	\$ -	\$ -	\$ 405,000	\$ 486,000	BIL (GEN)
1010	East Orange City	S340843-03	\$ -	\$ -	\$ 200,000	\$ -	\$ -	\$ -	\$ -	\$ 200,000	\$ 8,506,931	BIL (GEN)
1012	Carteret Borough	S340939-07	\$ -	\$ -	\$ -	\$ -	\$ -	\$ -	\$ 18,640,000	\$ 18,640,000	\$ 23,882,313	BIL (GEN)
1014	Pollution Control Financing Authority of Camden County	S342025-01	\$ -	\$ -	\$ -	\$ -	\$ -	\$ -	\$ 11,550,670	\$ 11,550,670	\$ 14,060,804	BIL (GEN)
1015	Morris County	S340107-01	\$ -	\$ -	\$ -	\$ -	\$ -	\$ 10,000,000	\$ -	\$ 10,000,000	\$ 13,000,360	BIL (GEN)
1020	Gloucester County Improvement Authority	S342016-02	\$ -	\$ -	\$ -	\$ -	\$ -	\$ -	\$ -	\$ -	\$ 5,962,475	BIL (GEN)
1021	Cumberland County Improvement Authority	S342015-04	\$ -	\$ -	\$ -	\$ -	\$ -	\$ -	\$ 4,815,513	\$ 4,815,513	\$ 5,919,703	BIL (GEN)
1022	Cumberland County Improvement Authority	S342015-01	\$ -	\$ -	\$ -	\$ -	\$ -	\$ 20,000,000	\$ -	\$ 20,000,000	\$ 25,607,620	BIL (GEN)
1022	Cumberland County Improvement Authority	S342015-02	\$ -	\$ -	\$ -	\$ -	\$ -	\$ 1,500,000	\$ -	\$ 1,500,000	\$ 2,049,114	BIL (GEN)
1024	Sussex County Municipal Utilities Authority	S342008-06	\$ -	\$ -	\$ -	\$ -	\$ -	\$ -	\$ 35,000,000	\$ 35,000,000	\$ 43,000,000	BIL (GEN)
1025	Pollution Control Financing Authority of Warren County	S342026-01	\$ -	\$ -	\$ -	\$ -	\$ -	\$ -	\$ 20,000,000	\$ 20,000,000	\$ 24,000,000	BIL (GEN)
1026	Two Rivers Water Reclamation Authority	S340117-06	\$ -	\$ -	\$ -	\$ 11,493,501	\$ -	\$ -	\$ -	\$ 11,493,501	\$ 14,826,569	BIL (GEN)
1027	Cape May County Municipal Utilities Authority	S342017-02	\$ -	\$ -	\$ -	\$ -	\$ -	\$ 4,800,000	\$ -	\$ 4,800,000	\$ 6,354,123	BIL (GEN)
1029	Perth Amboy Redevelopment Agency	S340435-07	\$ -	\$ -	\$ -	\$ -	\$ -	\$ -	\$ 29,000,000	\$ 29,000,000	\$ 36,825,064	BIL (GEN)
1030	Orange City	S340859-02	\$ -	\$ -	\$ -	\$ -	\$ -	\$ 1,506,467	\$ 3,052,680	\$ 4,559,147	\$ 6,039,748	BIL (GEN)
1031	Lawrence Township	S340395-02	\$ -	\$ -	\$ -	\$ -	\$ -	\$ -	\$ 14,284,100	\$ 14,284,100	\$ 18,347,670	BIL (GEN)
1032	Lakewood Township Municipal Utilities Authority	S340465-04	\$ -	\$ -	\$ -	\$ -	\$ -	\$ -	\$ -	\$ -	\$ 7,638,220	BIL (GEN)
1033	Burlington City	S340140-02	\$ -	\$ -	\$ -	\$ -	\$ -	\$ -	\$ -	\$ -	\$ 2,502,000	BIL (GEN)
1034	Salem City	S340235-03	\$ -	\$ -	\$ -	\$ -	\$ -	\$ -	\$ -	\$ -	\$ 1,345,520	BIL (GEN)
1035	East Amwell Township	S340037-01	\$ -	\$ -	\$ -	\$ -	\$ -	\$ -	\$ 450,000	\$ 450,000	\$ 639,645	BIL (GEN)
1037	Milltown Borough	S340102-01	\$ -	\$ -	\$ -	\$ -	\$ -	\$ 15,144,194	\$ -	\$ 15,144,194	\$ 19,440,808	BIL (GEN)

Rank	Project Sponsor	Project Number	Cat 1	Cat 2	Cat 3	Cat 4	Cat 5	Cat 6	Cat 7	Total Building Costs	Estimated Cost	BIL Eligibility
1037	Milltown Borough	S340102-04	\$ -	\$ -	\$ 1,262,950	\$ 590,250	\$ -	\$ 2,056,800	\$ -	\$ 3,910,000	\$ 5,190,428	BIL (GEN)
1040	Bloomfield Township	S340516-01	\$ -	\$ -	\$ -	\$ -	\$ -	\$ -	\$ -	\$ -	\$ 7,230,970	BIL (GEN)
1041	Montclair Township	S340837-06	\$ -	\$ -	\$ -	\$ -	\$ -	\$ -	\$ -	\$ -	\$ 2,120,000	BIL (GEN)
1042	Pennsauken Township	S340349-04	\$ -	\$ -	\$ -	\$ 3,247,855	\$ -	\$ -	\$ 40,543,620	\$ 43,791,475	\$ 55,431,119	BIL (GEN)
1043	Orange City	S340859-04	\$ -	\$ -	\$ -	\$ -	\$ -	\$ -	\$ -	\$ -	\$ 5,047,760	BIL (GEN)
1044	South Orange Village	S340103-01	\$ -	\$ -	\$ -	\$ -	\$ -	\$ 1,500,000	\$ -	\$ 1,500,000	\$ 2,049,114	BIL (GEN)
1045	South Orange Village	S340103-02	\$ -	\$ -	\$ -	\$ -	\$ -	\$ -	\$ -	\$ -	\$ 2,670,000	BIL (GEN)
1046	Edison Township	S340334-03	\$ -	\$ -	\$ -	\$ -	\$ -	\$ -	\$ -	\$ -	\$ 11,465,000	BIL (GEN)
1047	Brick Township Municipal Utilities Authority	S340448-14	\$ -	\$ -	\$ -	\$ -	\$ -	\$ -	\$ -	\$ -	\$ 1,903,200	BIL (GEN)
1048	Woodbridge Township	S340433-10	\$ -	\$ -	\$ -	\$ -	\$ -	\$ 7,625,000	\$ -	\$ 7,625,000	\$ 9,943,795	BIL (GEN)
1049	Perth Amboy Redevelopment Agency	S340435-08	\$ -	\$ -	\$ -	\$ -	\$ -	\$ -	\$ 15,000,000	\$ 15,000,000	\$ 19,257,315	BIL (GEN)
1050	Hackensack City	S340923-09	\$ -	\$ -	\$ -	\$ -	\$ -	\$ 1,000,000	\$ 6,350,000	\$ 7,350,000	\$ 9,589,269	BIL (GEN)
1052	Sayreville Economic & Redevelopment Agency	S340134-01	\$ -	\$ -	\$ -	\$ 5,000,000	\$ -	\$ -	\$ 35,000,000	\$ 40,000,000	\$ 50,664,200	BIL (GEN)
1053	Linden City	S340679-02	\$ -	\$ -	\$ -	\$ 256,000	\$ -	\$ 3,737,000	\$ -	\$ 3,993,000	\$ 5,882,578	BIL (GEN)
1054	Monroe Municipal Utilities Authority	S340423-08	\$ -	\$ -	\$ 1,500,000	\$ -	\$ -	\$ -	\$ -	\$ 1,500,000	\$ 1,800,000	BIL (GEN)
1055	Belleville Township	S340243-01	\$ -	\$ -	\$ -	\$ -	\$ -	\$ 5,698,697	\$ -	\$ 5,698,697	\$ 7,478,655	BIL (GEN)
1057	East Windsor Municipal Utilities Authority	S340536-09	\$ -	\$ -	\$ -	\$ -	\$ -	\$ -	\$ -	\$ -	\$ 2,520,000	BIL (GEN)
1058	Mahwah Township	S340592-07	\$ -	\$ -	\$ -	\$ -	\$ -	\$ -	\$ -	\$ -	\$ 10,852,000	BIL (GEN)
1059	Union County Improvement Authority	S340113-01	\$ -	\$ -	\$ -	\$ -	\$ -	\$ 1,350,000	\$ -	\$ 1,350,000	\$ 1,847,907	BIL (GEN)
1060	Lyndhurst Township	S340426-09	\$ -	\$ -	\$ -	\$ -	\$ -	\$ -	\$ -	\$ -	\$ 3,675,000	BIL (GEN)
1062	West Deptford Township	S340947-06	\$ -	\$ -	\$ -	\$ -	\$ -	\$ -	\$ -	\$ -	\$ 3,624,840	BIL (GEN)
1063	Phillipsburg Redevelopment Authority	S340874-06	\$ -	\$ -	\$ 1,388,905	\$ -	\$ -	\$ 5,671,780	\$ -	\$ 7,060,685	\$ 9,215,957	BIL (GEN)
1064	Highland Park Borough	S340938-03	\$ -	\$ -	\$ -	\$ -	\$ -	\$ -	\$ -	\$ -	\$ 2,400,000	BIL (GEN)
1066	Pine Hill Municipal Utilities Authority	S340274-06	\$ -	\$ -	\$ -	\$ -	\$ -	\$ -	\$ -	\$ -	\$ 1,920,000	BIL (GEN)
1067	Glen Ridge Borough	S340861-02	\$ -	\$ -	\$ -	\$ -	\$ -	\$ -	\$ -	\$ -	\$ 1,645,000	BIL (GEN)
1069	Margate City	S340666-03	\$ -	\$ -	\$ 2,427,116	\$ -	\$ -	\$ -	\$ -	\$ 2,427,116	\$ 2,912,539	BIL (GEN)
1070	Bordentown City	S340219-04	\$ -	\$ -	\$ -	\$ -	\$ -	\$ -	\$ -	\$ -	\$ 2,820,000	BIL (GEN)
1072	Island Heights Borough	S340176-03	\$ -	\$ -	\$ -	\$ -	\$ -	\$ -	\$ -	\$ -	\$ 1,123,700	BIL (GEN)
1073	Ship Bottom Borough	S340311-04	\$ -	\$ -	\$ -	\$ -	\$ -	\$ -	\$ -	\$ -	\$ 2,568,400	BIL (GEN)
1074	Weymouth Township Municipal Utilities Authority	S340713-03	\$ -	\$ -	\$ -	\$ -	\$ -	\$ -	\$ -	\$ -	\$ 253,000	BIL (GEN)
1075	Teterboro Borough	S340339-02	\$ -	\$ -	\$ -	\$ -	\$ -	\$ 17,070,740	\$ -	\$ 17,070,740	\$ 21,889,460	BIL (GEN)
1075	Teterboro Borough	S340339-03	\$ -	\$ -	\$ -	\$ 26,389,038	\$ -	\$ -	\$ -	\$ 26,389,038	\$ 33,535,341	BIL (GEN)

Appendix 4: Clean Water Project Description List

Appendix 4: Clean Water Project Description List

https://dep.nj.gov/wp-content/uploads/wiip/05-njwb_ffy24-sfy25_cwpl_propiup_projnarratives.pdf