

**REPORT TO THE THIRTY-FIRST LEGISLATURE
STATE OF HAWAII
2022**

DRINKING WATER TREATMENT REVOLVING LOAN FUND

**PURSUANT TO SECTION 340E-33
HAWAII REVISED STATUTES**

**RELATING TO THE
DRINKING WATER TREATMENT REVOLVING LOAN FUND
OF THE DEPARTMENT OF HEALTH**

**PREPARED BY:
STATE OF HAWAII
DEPARTMENT OF HEALTH
ENVIRONMENTAL MANAGEMENT DIVISION
SAFE DRINKING WATER BRANCH**

DECEMBER 2021

Contents

OPERATIONS & ADMINISTRATION SECTION3

A. INTRODUCTION 3

B. PROGRAM SUMMARY 3

C. MAJOR INITIATIVES 3

 1. State Matching Funds..... 5

 2. Commitment of Funds..... 5

 3. Additional Subsidy 6

 4. Federal Funding Accountability and Transparency Act (FFATA)..... 7

 5. Reporting Requirements..... 7

 6. Minority Business Enterprises (MBE) / Woman Business Enterprises (WBE)..... 7

 7. Davis-Bacon Requirements..... 7

 8. American Iron and Steel (AIS)..... 7

 9. Signage Requirements..... 8

 10. Technical, Managerial, and Financial Capacity 8

D. PROGRAM AND SET-ASIDE ACTIVITIES 8

 1. Administrative Loan Fees and Administrative Cost (4%)..... 8

 2. Small Systems Technical Assistance (2%)..... 11

 3. State Program Management (10%) 12

 4. Local Assistance and Other State Programs (15%)..... 14

E. GOALS AND ACCOMPLISHMENTS 19

 1. Long Term Goals..... 20

 2. Short Term Goals 21

F. COMPLIANCE ISSUES 22

G. DWSRF NATIONAL STRATEGIC PLAN, LOAN RECIPIENT, PROJECTS & TYPES OF ASSISTANCE 24

FINANCIAL SECTION26

A. INTERNAL CONTROLS 26

B. ACCOMPLISHMENTS OF THE PROGRAM..... 26

 1. Sources of Funds 26

 2. State Match 27

 3. Executed Loan Agreements/Binding Commitments 27

 4. Automated Standard Application for Payments (ASAP) 28

 5. Loan Repayments and Investment Interest..... 28

C. PROGRAM AND SET-ASIDE ACTIVITIES 28

D. CREDIT RISKS OF THE DWTRLF LOANS 29

E. OTHER INFORMATION 30

LIST OF ATTACHMENTS.....31

ATTACHMENT 1: SUMMARY OF THE DRINKING WATER TREATMENT REVOLVING LOAN FUND 32

ATTACHMENT 2: STATEMENT OF NET POSITION..... 34

ATTACHMENT 3: STATEMENT OF REVENUES, EXPENSES & CHANGES IN NET POSITION 35

ATTACHMENT 4: STATEMENT OF CASH FLOWS 36

SFY 2021 DWTRLF ANNUAL REPORT

ATTACHMENT 5:	NOTES TO FINANCIAL STATEMENTS.....	37
ATTACHMENT 6:	SUMMARY OF ACTIVE PROJECTS IN SFY 2021	65

OPERATIONS & ADMINISTRATION SECTION

A. INTRODUCTION

This annual report is submitted to the State of Hawaii Legislature pursuant to Section 3440E-33 of the Hawaii Revised Statutes. It covers the reporting period State Fiscal Year (SFY) July 1, 2020 to June 30, 2021 and describes how the Hawaii Drinking Water Treatment Revolving Loan Fund (DWTRLF) met its goals and objectives as identified in the Intended Use Plan (IUP) and Capitalization Grant Application. This report also discusses the sources and uses of the funds during SFY 2021.

B. PROGRAM SUMMARY

Nationally, the Drinking Water State Revolving Fund (DWSRF) program was established under the Safe Drinking Water Act (SDWA) Amendments of 1996, signed by President Clinton on August 6, 1996. This authorized the EPA to award capitalization grants to states.

The State of Hawaii DWTRLF program was established by the 1997 State Legislature as the result of the 1996 Federal amendments to the Safe Drinking Water Act. This allowed the state Department of Health (DOH) to accept the capitalization grants from the EPA.

Hawaii's program provides low-interest loans to eligible drinking water systems for the construction of drinking water infrastructure projects. These projects help to achieve or maintain compliance with drinking water standards, improve and expand their drinking water infrastructure, and help protect the public's health and the environment of Hawaii.

C. MAJOR INITIATIVES

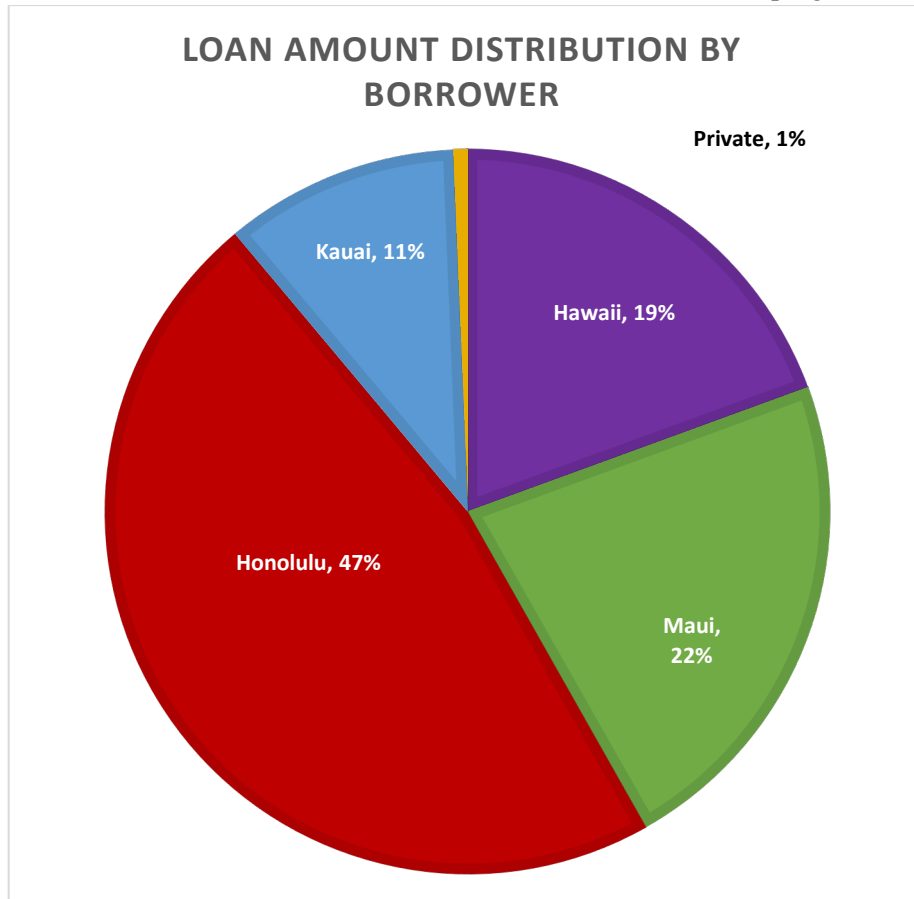
From SFY 1997 through SFY 2021 the DWSRF has issued \$406,740,258.18 of final loans to the state's regulated water systems. The cumulative loan amount issued to each borrower is:

Borrower	Cumulative Final Loan Amount (\$)
Kauai Department of Water (KDOW)	42,460,755.18
Honolulu Board of Water Supply (HBWS)	191,589,883.97
Maui Department of Water Supply (MDWS)	91,051,744.28
Hawaii Department of Water Supply (HDWS)	79,016,069.75

SFY 2021 DWTRLF ANNUAL REPORT

Borrower	Cumulative Final Loan Amount (\$)
Privately-owned Water Systems	2,621,805.00
Total	406,740,258.18

The chart below illustrates the share of loans issued to each borrower since the program’s inception.



Final Loan Agreements executed in SFY 2021:

Borrower	Project Name	Project Location	Loan Amount (\$)
HBWS	Moiliili Water System Improvements, Part IV	Honolulu, HI	6,007,022.04
MDWS	Pookela Well B Development	Hana, HI	3,004,637.28
HDWS	Hawaii DWS Pro-Fi SFY 2021	Hilo, HI	7,000,000.00

SFY 2021 DWTRLF ANNUAL REPORT

Borrower	Project Name	Project Location	Loan Amount (\$)
HBWS	Honolulu BWS Pro-Fi SFY 2021	Honolulu, HI	12,000,000.00
Kunia Village Title Holding Corp.	Kunia Village Potable Water System Upgrades	Kunia, HI	1,621,805.00
Total Final Loan Agreements			29,633,464.32

Meeting Funding Requirements

1. State Matching Funds

Required state matching funds equal to 20 percent of the total capitalization grant were provided by the Hawaii State Legislature.

Federal regulations, 40 CFR §35.3550(g) requires that the State must agree to deposit into its SRF an amount equaling to at least 20 percent of the amount of each grant payment. The State must also identify the source of the matching amount in the capitalization grant application and must establish to EPA's Regional Administrator satisfaction that the source is not Federal money.

Since 1998, the Hawaii DWSRF program has disbursed \$398.9 million¹ in cumulative project assistance and has received cumulative state match contributions of \$45.29 million².

2. Commitment of Funds

The requirement is to commit funds in an amount equal to the amount of each Capitalization Grant payment (Capitalization Grant less set-aside and in-kind services amounts) of \$11,011,000.00 and the accompanying State Match that is deposited into the Loan Fund.

This requirement was met with the execution of \$29,633,464.32 in final loan agreements, as summarized in the above table.

Of the 14 projects listed on the SFY 2021 Fundable List, five (5) were executed by the end of SFY 2021. The DW434-0012, Kalaheo Water System Improvements, was pushed back at the request of the borrower to pursue other funding sources in addition to the DWSRF portion. The Hawaiian Shores Community Association (HSCA) loans, (P-DW156-0001 150 KW Generator, P-DW156-0004 Fire Hydrant Replacement, and P-DW156-0005 Auto Read Meter Transmitter

¹ Disbursement based on the Loans and Grants Tracking System (LGTS) Disbursement Log Report (by warrant date) totals through June 30, 2021.

² Total based on LGTS Program Data; State Match "Net Amount Received" through the FFY 2020 grant.

SFY 2021 DWTRLF ANNUAL REPORT

Replacement) have not yet been executed because the system wanted to change which projects it brought to the program. P-DW156-0001 was removed from DWSRF consideration at the applicant's request. The other two HSCA loans will be executed in the first half of SFY 2022. The P-DW201-0002 Helani Line Replacement project encountered delays during consultation with the Hawaii Department of Land and Natural Resources, State Historic Preservation Division (SHPD). The borrower is working to address comments from SHPD. The HDWS-0001 Emergency Well Repairs 1 is a new loan type for the program, so it took extra time for the attorney general review. P-DW167-0001 North Easements Waterline Replacement, and P-DW437-0001 0.5 MG Tank Replacement projects all had minor delays due to a lack of familiarity with the DWSRF requirements. The program is working with the respective borrowers and ESC consultants through the process and expect the loans to be executed in the first half of SFY 2022. P-DW168-0004 Keopu Water System Improvements also had delays due to the consultant's lack of familiarity with the environmental review process. The program is working with the consultant to complete the DWSRF requirements and will not be ready to execute a loan until the end of SFY 2022, at the earliest.

3. Additional Subsidy

In SFY 2021 the Further Consolidated Appropriations Act required the DWSRF program to provide fourteen (14) percent of the capitalization grant (\$1,541,540.00) as additional subsidy to eligible recipients. AWIA further required at least six (6) percent (up to 35 percent) of the capitalization grant (\$660,660.00) to be provided as additional subsidy to disadvantaged water systems. Disadvantaged water systems are those that score a 45 or higher for affordability, based on the *DWSRF Project Rating Criteria* in the IUP. The minimum total twenty (20) percent additional subsidy may be in the form of principal forgiveness, negative interest loans, or grants (or any combination of these). Additional subsidy is required to be committed in final loan agreements within one year of the award of the capitalization grant and is in the form of principal forgiveness.

The additional subsidy for SFY 2021 was committed to the following projects:

- P-DW156-0004 HSCA Fire Hydrant Replacement;
- P-DW437-0001 0.5MG Storage Tank Replacement; and
- P-DW150-0002 Napuu Water System Improvements.

Due to delays noted in Section C.2., the loan agreements for the projects assigned additional subsidy were not yet executed. They are planned to be executed in the first half of SFY 2022.

Additional subsidy from the FFY 2020 grant was reassigned from the P-DW156-0003 Water System Lateral Replacement project to the DW213-0018 Pookela Well B Development due to the reduction of funds requested by the applicant. A supplemental loan agreement is currently being routed to assign the additional subsidy to the Pookela Well B Development project.

4. Federal Funding Accountability and Transparency Act (FFATA)

The FFATA requires the reporting of funded projects whose loan amounts add up to the amount of the capitalization grant.

The FFY 2020 grant requirement was met with the HBWS-PF21 Honolulu BWS Pro-Fi SFY 2021 and DW213-0018 Pookela Well B Development projects.

5. Reporting Requirements

In prior years the major reporting vehicles were the DWSRF Project Benefits Reporting (PBR) system and the Drinking Water State Revolving Fund National Information Management System (DWNIMS). Reporting included information for projects with executed final loan agreements such as the use of funds for the Green Project Reserve (GPR) and Additional Subsidization.

PBR FFY2021 Quarter 2 was last updated to ensure accurate DWNIMS reporting on April 15, 2021. The Office of Water State Revolving Funds (OSWRF) of EPA planned to launch a new data system for reporting to replace the previous PBR system. DOH will use the new system at <https://owsrf.epa.gov> to report data once it is fully functional. As a result of the delay of the launch of the new SRF Data System, the DWSRF update for FFY2021 Quarter 3 has also been delayed from its September 10, 2021 due date.

6. Minority Business Enterprises (MBE) / Woman Business Enterprises (WBE)

As part of the program's compliance with the federal SRF requirements, form 5700-52A (*U.S. Environmental Protection Agency MBE/WBE Utilization under Federal Grants, Cooperative Agreements, and Interagency Agreements*) is now submitted to EPA on an annual basis.

All forms are signed by the program's authorized representative and are on file with EPA.

7. Davis-Bacon Requirements

All DWSRF funded projects must meet the requirements of the Davis-Bacon Act in paying at or above Federal wage rates. The program requires the borrower's signature on each payment request that certifies compliance with the Act.

8. American Iron and Steel (AIS)

Each DWSRF-funded project must meet the requirements of AIS. Borrowers were asked to submit AIS certifications to DOH, when applicable. Certifications must be on the manufacturer letterhead, mention the location (city and state) that the material(s) was manufactured, the list of

SFY 2021 DWTRLF ANNUAL REPORT

ordered materials, the project for which the item(s) was supplied, and signed by the manufacturer representative.

Certifications were uploaded to the respective project files in LGTS. No deficiencies were noted for SFY 2021.

An AIS product waiver was requested for DW213-0018 Pookela Well B Development for its pipe column material. The waiver was approved by EPA on July 14, 2021.

The DWSRF program allows its borrowers to use the AIS *De Minimis* waiver, at their discretion, if it is tracked and reported to DOH by the borrower. No projects listed components as *de minimis*.

9. Signage Requirements

The program must comply with the SRF Signage Guidelines to enhance public awareness of EPA assistance agreements nationwide. This must be done for projects up to the amount of the capitalization grant.

The requirement was met with HBWS-PF21 Honolulu BWS Pro-Fi SFY 2021 and DW213-0018 Pookela Well B Development projects. Photos of the signs have been uploaded to the respective project files in LGTS.

10. Technical, Managerial, and Financial Capacity

Each DWSRF funded project must be reviewed for Technical, Managerial, and Financial (TMF) Capacity. TMF Capacity Review for loans issued in SFY 2021 were completed and supporting documents uploaded to the respective project file in LGTS.

D. PROGRAM AND SET-ASIDE ACTIVITIES

Sections 1452(g)(2) and 1452(k) of the Safe Drinking Water Act allows each state to set-aside up to 31 percent of its federal capitalization grant to support various drinking water program activities including administration, State program management, technical assistance and other special activities. The following activities were conducted in SFY 2021 under these set-asides:

1. Administrative Loan Fees and Administrative Cost (4%)

The state does not contribute any money toward administering the DWTRLF Program and its drinking water-related programs. Furthermore, federal law requires that the DWTRLF program be operated in perpetuity. Thus, to pay for employee salaries and benefits and to comply with the

SFY 2021 DWTRLF ANNUAL REPORT

federal law, the DOH implemented a loan fee program on May 17, 2000. For SFY 2021, the DWSRF program collected \$2,443,758.72 in administration loan fees.

The Water Infrastructure Improvements for the Nation (WIIN) Act of 2016, §2103, provided “states with two additional options to calculate the maximum allowable Administration and Technical Assistance set-aside that can be taken for capitalization grants awarded after 12/16/2016. States may take up to \$400,000.00, 1/5th of a percent of the current valuation of the fund, or 4 percent of capitalization grants awarded, whichever is greater” (2017 CIFA National Policy Conference presentation slide, N. Chamberlain). For SFY 2021, DOH used 4 percent of capitalization grant awarded. The budget included funding of three positions which would draw \$364,278.00 of the budget within one state fiscal year. The remaining budget would be used for related travel, and other miscellaneous expenses and would be drawn in its entirety within one state fiscal year. Due to the COVID-19 pandemic restrictions on official state travel, the balance remaining in the travel budget will be used for salary, fringe, and indirect which would have been supported by the DWSRF Fees.

The balance remaining in the Admin DD (4% set-aside) (per the EPA SRF Data System Report as of June 30, 2021)

- FFY 2019 - \$7,174.93
- FFY 2020 - \$440,440.00

The DWSRF program used \$747,477.41³ in loan fee income to pay for employee salaries, benefits and other related SDWB operating expenses. A listing from the SFY 2021 IUP Amendment 2 pages 6-7 follows:

1. DWSRF Administrative activities - costs of processing, issuing, and servicing loans, supporting engineering services, financial and legal consulting fees, reimbursement for support services from the State, training, and registration fees, and other DWSRF activities.
2. Public Water System Supervision Program (PWSSP) - costs to support:
 - a. Personnel salary, fringe, and indirect for one position
 - b. Scientific supplies and other operating expenses, other rental, postage, printing, telephone
3. Other SDWB activities costs to cover the budget shortages in the:
 - a. Groundwater Protection Program (GWPP)
 - i. Personnel salary, fringe, and indirect for one and one-fourth positions
 - ii. Interisland travel and other expenses for Administration, Project Review, and Public Participation
 - iii. Educational, scientific, and laboratory supplies
 - iv. Joint Government Water Conference 2021 (was not held due to COVID-19), laboratory analysis for Pesticides and Caffeine/Sweeteners in Groundwater

³ Based on cash/FAMIS numbers for SFY 2021

SFY 2021 DWTRLF ANNUAL REPORT

- Monitoring Projects, “Recharging Groundwater Education” Project and UIC System Enhancement Contracts
- v. Dues, laptops, and other miscellaneous operating expenses
 - b. 10% Set-Aside budget:
 - i. Personnel salary, fringe, and indirect for one temporary geologist position for the Groundwater Protection Program and portion for other attached Environmental Health Administration office staff
 - ii. Interisland travel and other expenses for Administration, Surveillance, Laboratory Capability and Certification, Training & Technical Assistance, quality assurance quality control monitoring
 - iii. Laboratory Maintenance Contracts for Chemistry and Micro Labs and training
 - iv. Safe Drinking Water Branch System Enhancement Contracts for:
 - 1. Safe Drinking Water Information System (SDWIS) Viewer
 - 2. Sample Analysis and Tracking System (SATS)
 - 3. Sample Collection and Reservation System (SCRS)
 - 4. Loans and Grants Tracking System (LGTS) – The DWSRF program will contribute \$99,000.00 for the continuing sole-source services of Northbridge Environmental Management Consultants for the LGTS Maintenance and possible improvements. Future multi-year contracts for SFY 2022 [*should be SFY 2024 in IUP*] and beyond will be procured by Request for Proposals with budgets of up to \$100,000.00 per SRF program per year
 - v. Other operating expenses – advertising, other rental, printing, training, and registration fees
 - vi. Equipment – two tablets, laboratory equipment
 - c. 15% Set-Aside Budget – no [*SFY 2021*] Fees used for 15% Set-Aside support
 - d. 4% Set-Aside Budget for administration of the DWSRF program:
 - i. Personnel salary, fringe, and indirect for six positions (full and portions for Water Revolving Fund Staff)
 - ii. Single Audit for DWSRF
 - iii. Travel and other expenses for Project inspections (mainland travel is pending state travel restrictions)
 - iv. Equipment – laptop and peripherals
 - e. 2% Set-Aside Budget – The Safe Drinking Water Branch used \$1,955.00 of Fees in SFY 2021 to support the registration of 29 small systems operators and board members attendance at the annual Pacific Water conference which is a joint conference of the American Water Works Association (AWWA) – Hawaii Section and Hawaii Water Environment Association. Due to COVID-19, the conference was changed to a virtual format which was offered over a three-day period of February 2-4, 2021 and included technical presentations and networking opportunities. The registration rates were reduced due to the virtual conference

SFY 2021 DWTRLF ANNUAL REPORT

format: \$45 for WEF and AWWA members and \$95 for non-members. SDWB and/or DWSRF-related presentations included:

- *One More into the Bleach: Handling and Application of Sodium Hypochlorite* via GoToTraining® platform for Water Operators Training
 - *EPA Drinking Water Regulatory Update* by Anna Yen of US EPA Region 9
 - *Hawaii Small Water Systems Roundtable* with Barry Pollock & Juanita Reyher-Colon of Rural Community Assistance Corporation
4. DWSRF loan fund – funds within the DWSRF administrative loan fee account, less encumbrances, which are more than \$2 million are transferred each year to the DWSRF repayment accounts to be used for DWSRF loans.

The Hawaii Water Works Association Annual Conference scheduled for Fall 2020 and coordinated by the Maui Department of Water Supply was postponed due to COVID-19.

2. Small Systems Technical Assistance (2%)

The FFY 2018, FFY 2019, and FFY 2020 set-aside continue to partially fund the small systems technical assistance for Engineering Consulting and Asset Management contracts (also known as the Engineering Services Contract or ESC). Eight (8) qualified engineering services consultants were selected for a contract award on August 3, 2018. Contracts with six (6) of these consultants became effective on January 1, 2019, with an expiration of July 31, 2019. The six contracts were modified to extend the expirations to July 31, 2020, and again to July 31, 2021. The eighth and last consultant contract was retroactively executed on December 23, 2020, with a start date of September 15, 2020, and an expiration of December 31, 2021. In early 2021, six of the contracts were modified at no additional cost to extend the expirations from July 31, 2021, to December 31, 2021. Due to delays, one of the contracts funded by SFY 2019 DWSRF Fees expired on July 31, 2021, without receipt of any deliverables or disbursements. Most of the remaining consultants are actively engaged with providing engineering assistance to small water systems.

Due to the delay in execution of the contracts, the program requested and was awarded FFY 2017 Grant Amendment No. FS 99986518-4 on August 1, 2019, to shift \$138,520.00 from the set-aside (DE) to the loan fund (DA). Due to the further delay in execution of the contracts, the program requested and was awarded FFY 2018 Grant Amendment No. FS 99986519-2 on October 28, 2021, to shift \$79,990.00 from the set-aside (DE) to the loan fund (DA).

Portions of the contracts are being funded with FFY 2018, FFY 2019, and \$100,000.00 of the FFY 2020 Grant set-aside funds and FFY 2021 Program Fees (see table below).

SFY 2021 DWTRLF ANNUAL REPORT

ASO Log No.	19-148-M3	19-167-M3	19-168-M2	19-185-M3	19-186-M3	19-187-M3	20-147-M2	21-072
# & Consultant	Contract #1 = Okahara	Contract #2 = BCH	Contract #3 = Towill	Contract #4 = Akinaka	Contract #5 = ISLE	Contract #6 = Pryzm	Contract #7 = Imata	Contract #8 = MEH
PWS Assignment	150 Napu`u	437 MIC	248 Kawela	251 Mahanalua Nui	168 Keopu	201 Hana	106 Pepeekeo	371 Poamoho
PO #s	249771; 256549; 259171; 268012	249812; 255109; 258503; 267762	249814; 256551	249817; 256556; 258506; 267683	249811; 256385; 263166; 267763	249818; 256557; 268015	256382; 267676	263411
FFY2017 (2%)								
FFY2017 (15%)								
FFY2018 (2%) - 022207	\$ 20,000.00	\$ 19,000.00			\$ 40,000.00	\$ 40,000.00		
FFY2018 (15%) - 022207		\$ 19,000.00						
FFY2018 (Fees) - 022207								
FFY2019 (2%) - 023207					\$ 60,000.00	\$ 60,000.00	\$ 80,000.00	
FFY2019 (15%) - 023207	\$ 80,000.00	\$ 62,000.00					\$ 20,000.00	
FFY2019 (Fees) - 023207			\$ -					
FFY2020 (2%) - 024207								\$ 100,000.00
FFY2020 (15%) - 024207								
FFY2021 (Fees) - 025207			\$ -	\$ 100,000.00				
TOTAL	\$ 100,000.00	\$ 100,000.00	\$ -	\$ 100,000.00	\$ 100,000.00	\$ 100,000.00	\$ 100,000.00	\$ 100,000.00

The balance remaining in the 2% set-aside DE (EPA SRF Data System Report as of June 30, 2021, and adjusted for Amendment No. FS 99986519-2)

- FFY 2018 - \$40,000.00
- FFY 2019 - \$181,000.00
- FFY 2020 - \$220,220.00

3. State Program Management (10%)

The Safe Drinking Water Act Amendments of 1996 provided that up to 10 percent of the DWSRF Capitalization Grant could be used for State Program Management. These funds were generally delegated to support four major activities.

“The WIIN Act of 2016, §2103, eliminated the statutory text mandating the additional 1:1 match for the State Program Management set-aside. For capitalization grants awarded after December 16, 2016, states are no longer required to provide the additional match to receive this set-aside,” (2017 CIFA National Policy Conference presentation slide, N. Chamberlain).

Due to the COVID-19 pandemic restrictions on official state travel, the balance remaining in the travel budget will be used for salary, fringe, and indirect which would have been supported by the DWSRF Fees.

SFY 2021 DWTRLF ANNUAL REPORT

The balance remaining in the 10% set-aside DF (per the EPA SRF Data System Report as of June 30, 2021)

- FFY 2019 - \$216,786.12
- FFY 2020 - \$1,101,100.00

a. Public Water System Supervision Program

The SDWB continues to successfully implement the terms of the many drinking water rules for which it either has primary enforcement authority (primacy) or intends to apply for primacy. These include: the Revised Total Coliform Rule; the Ground Water Rule; the Surface Water Treatment Rule; Enhanced Surface Water Treatment Rule; the LT1 and LT2 Enhanced Surface Water Treatment Rules; the Phase 1 Volatile Organic Chemical Rule; Phase II SOC/IOC Rule; the Phase V SOC/IOC Rule; Lead and Copper Rule, including Minor and Short-Term Revisions; Revised Public Notification Rule; Revised Radionuclides Rule; Consumer Confidence Rule; Filter Backwash Recycling Rule; Stage 1 and Stage 2 Disinfectant/Disinfection By-Products Rules; Arsenic Rule; and more.

The Hawaii Public Water System Supervision Program (PWSSP) continues to make substantial progress in improving our sanitary survey compliance. The SDWB completed 10 sanitary surveys of public water systems throughout the state during a COVID-19 affected SFY 2021, that saw travel by sanitary survey inspectors fall off precipitously starting in January 2021. These surveys contribute significantly to strengthening the protection of drinking water quality. The SDWB Engineering section has been at 50% staff level since March 2018 and has been unable to fill the vacant positions due to a lack of qualified candidate lists in the State through the end of SFY 2021. The Compliance section has one (1) vacant engineering position due to the time it is taking for the position to be re-described and approved. Engineers from the Engineering and Compliance Sections performed all surveys in-house in SFY 2021.

The program continued to compile laboratory certification information regarding laboratories performing safe drinking water analyses. This information is made available to the water purveyors and the public. Approximately 10 microbiological laboratories and 44 chemistry laboratories hold certifications for one (1) or more drinking water contaminants. Due to COVID-19, some laboratory certifications were postponed and/or extended.

b. Capacity Development Program

The program's capacity development program efforts for SFY 2021 were concentrated in the Technical Assistance Contract described in the Local Assistance and Other State Programs (15%) discussion of this report.

c. Operator Certification Program

The SDWB continues to administer an operator certification program for water treatment plant operators and distribution system operators.

For the period July 1, 2020 to June 30, 2021:

- 57 Applications were received for certification review.
- 9 Reciprocal certifications were issued.
- 42 Persons were tested for the WTPO certification.
- 20 Persons passed the WTPO certification examination.
- 94 Persons were tested for the DSO certification.
- 29 Persons passed the DSO certification examination.
- 215 WTPO certifications were active as of June 30, 2021.
- 472 DSO certifications were active as of June 30, 2021.
- 22 Public water systems required to have level 1 certified water treatment plant operators by the level of the plant.
- 12 Public water systems required to have level 2 certified water treatment plant operators by the level of the plant.
- 3 Public water systems required to have level 4 certified water treatment plant operators by the level of the plant.
- 134 Public water systems with at least one distribution system operator certified at the level of the distribution system of the water system.

4. Local Assistance and Other State Programs (15%)

The *Hawaii DWSRF 15% Set-Aside Multi-Year Business Plan, SFY2017 – SFY2022*, provides goals and objectives of Technical Assistance and Source Water/Wellhead Protection Program for the use of the fund. The SDWB will review the business plan for the 15% set-aside annually to ensure workplan tasks are producing pertinent outputs, funds are able to be disbursed in a two-year time frame, and the program is achieving public/environmental health protection outcomes. When planning the project start date and payment schedule, the SDWB will consider the requirements of the state procurement system and any QA/QC review needed.

Due to the COVID-19 pandemic restrictions on official state travel, the balance remaining in the travel budget will be used for salary, fringe, and indirect which would have been supported by the DWSRF Fees.

The balance remaining in the 15% set-aside DG (per the EPA SRF Data System Report as of June 30, 2021, and adjusted for Amendment No. FS 99986519-2)

- FFY 2019 - \$689,546.62

- FFY 2020 - \$1,019,500.00

a. Source Water Protection Program

Source water protection efforts have been focused on educating water systems, the public, and other applicable organizations on development and implementation of protection strategies and plans. This year, the SDWB continued to meet with water systems and government agencies on the result of the assessments and plans for source water protection. Source water assessments are also being conducted on new drinking water sources as they proceed through the new source approval and engineering report process.

- i. The University of Hawaii, Water Resources Research Center proposed a project to upgrade modeling and characterize the regional ground water flow paths to the Source Water Assessment Program (SWAP) “*An investigation of Groundwater Flow Paths in South-Central and Southeast Oahu*” in January 2018, to be conducted from February 1, 2018 to September 30, 2019 for \$80,000.00 from FFY 2017 Grant set-aside funds. The Memorandum of Agreement (SDWB-18-001-RW) was executed on March 1, 2018. This would be the first statewide source water protection program project to update a SWAP model. In SFY 2019, on July 24, 2018, funding for this project was moved to the Program Fees fund, due to a delay in the Quality Assurance review of the Work Plan and Sample Analysis Plan. The program requested and was awarded FFY 2017 Grant Amendment No. FS 99986518-4 on August 1, 2019 to shift \$80,000.00 from the set-aside (DG) to the loan fund (DA).

Modification No. 1 extended the project period of performance from April 30, 2019 to April 30, 2020. The gravity survey of the Aliamanu and Salt Lake Tuff Rings to image dense sub-surface structures that may be barriers to groundwater flow was conducted. The project collected 50 rainwater and 28 groundwater samples for isotopic and major ion analysis. On May 12, 2020, Modification #2 extended the project period of performance to September 30, 2020 due to COVID-19 impacts to the laboratory tests. The Project was completed in July 2021 with a balance remaining of \$200.00 which was unencumbered. The final report using the data to better define the pathways that groundwater takes from areas of recharge to our public drinking water wells is expected by December 30, 2021.

b. Wellhead Protection Program

Hawaii’s Wellhead Protection (WHP) Program Plan includes a Financial Assistance Program (FAP) that allowed the SDWB to provide funding/grants to public water systems for water protection planning and implementation protection projects and activities. This past year, no funds were used for education activities on water quantity and quality/protection issues for

the general public, public water systems, water industry professionals, and stakeholders due to COVID-19.

In SFY 2021 and per Goal 2 of the *Hawaii DWSRF 15% Set-Aside Multi-Year Business Plan SFY2017-SFY2022 [Hawaii Groundwater Protection Strategy (HIGWPS) Goal 3, Objective 2 and Business Plan Objective 2.3]*, dated September 22, 2017, the WHP-FAP application was revised for future protection projects which may include:

- Fund public water systems groundwater protection planning and implementation activities.
- Fund the evaluation of the impact of reused/recycled wastewater on water resources.
- Fund cesspool replacement projects in areas that impact drinking water sources.
- Identify abandoned wells within SWP Areas and fund the sealing and closure of these wells.
- Fund watershed protection projects that impact drinking water sources.

The WHP-FAP procurement exemption processing was completed and approved on January 13, 2021 under Solicitation No. PE21-020SK - <https://hands.ehawaii.gov/hands/api/cpo-attachment?id=14925&attachmentId=27238>. The WHP-FAP Application is currently online as of February 2, 2021 using the Environmental Health Administration e-Permitting system to solicit WHP-FAP Projects - <https://eha-cloud.doh.hawaii.gov/epermit/Home/31af728b-6e76-4753-8583-8cf4b4896396>. The review and approval of the first project application received on August 19, 2021, has been delayed due to COVID-19 response and other duties. Once approved, SDWB will begin development and execution of the contract as well as to publicize the availability of the funding.

The WHP-FAP projects will be funded by \$58,000.00 of the SFY 2020 grant and \$200,000.00 budgeted in SFY 2021 for funding of contracts executed by October 1, 2021, and estimated to begin disbursing in SFY 2022.

c. Technical Assistance Programs for Water System Operators

i. Circuit Rider Program

The SDWB issued consecutive contracts to provide training to small water systems starting in October 2009 and continuing through January 2023. These contracts are more commonly known as the “Circuit Rider Program.” Under the terms of this contract, the contractor (Rural Community Assistance Corporation) has been meeting with the staff of small, publicly- and privately-owned public water systems and providing hands-on training in technical, financial, and managerial areas.

This program has focused on raising the technical abilities of water system operators, provided managerial training to board members, and has assisted water system managers in understanding the financial capacity arena. The Circuit Riders are also utilizing different outreach formats, like peer group sessions to discuss topics common to several water systems which also allow the water systems the opportunity to network. The circuit riders made visits to 22 different small public water systems in SFY 2021. Overall, the circuit rider program has made a significant contribution to improving the technical, managerial, and financial capacity of existing water systems.

The Governor's amended approval to contract for staffing resources was approved on December 28, 2018. The 2019-2022 Circuit Rider contract, effective February 1, 2019 through January 30, 2022, was executed on July 22, 2019. The contract was first modified to clarify the source of funds and again modified to clarify the tasks and extend the contract to January 31, 2023. The contract is funded by \$350,600.00 of DWSRF 15% set-aside funds and \$400,000.00 of DWSRF Program Fees. As of July 16, 2021, the balance remaining in the contract is \$279,501.50 of 15% set-aside funds and \$74,948.50 of Fees.

ii. Continuing Education Training Program for Water System Operators

HRWA has continued to independently provide both online and classroom courses on all major islands. The Hawaii Operator Certification Program still supports those efforts to aid in certification renewal.

iii. Water Loss Audit Training and Technical Assistance Program for Water Systems

For SFY 2017 -SFY 2021, the SDWB continues to collaborate with the Department of Land and Natural Resources – Commission on Water Resource Management to provide a water loss control audit training and technical assistance program to county and large capacity water systems, as defined in Act 169, 06/30/2016, (Gov. Msg. No. 1271) - http://www.capitol.hawaii.gov/session2016/bills/GM1271_.pdf (\$200,000.00 by June 30, 2017; \$250,000.00 by June 30, 2018; and \$150,000.00 by June 30, 2019). The full amount of \$200,000.00 from the FFY 2016 grant allocation was disbursed on April 17, 2018. The full amount of \$250,000.00 from the FFY 2017 grant allocation was disbursed on February 18, 2020. The full amount of \$150,000.00 from the FFY 2018 grant allocation was disbursed on January 21, 2021. The SDWB continues to meet with the Commission on Water Resource Management staff to investigate additional opportunities to support the water systems with Water Loss Audits and/or subsequent

remediation activities.

iv. Technical Assistance Needs of Water Systems

For SFY 2021, the SDWB continued to:

- (1) Identify technical assistance needs of water systems (e.g., operation and maintenance manuals, asset management, valve exercise program, water meter evaluation, identify valve replacement, engineering services evaluation, address and solve deficiency, emergency response plan, meter replacement program, etc.).
- (2) Partially fund the small systems technical assistance for Engineering Service Contracts. Eight (8) qualified engineering services consultants were selected for a contract award on August 3, 2018. Contracts with six (6) of these consultants became effective on January 1, 2019 with an expiration of July 31, 2019. The six contracts were modified to change the source of funding and extend the expirations to July 31, 2020 and again to July 31, 2021. The eighth and last consultant contract was retroactively executed on December 23, 2020 with a start date of September 15, 2020, and an expiration of December 31, 2021. In early 2021, six of the contracts were modified at no additional cost to extend the expirations from July 31, 2021 to December 31, 2021. Due to delays, one of the contracts funded by SFY 2019 DWSRF Fees expired on July 31, 2021 without receipt of any deliverables or disbursements. Most of the remaining consultants are actively engaged with providing engineering assistance to small water systems.

Due to the delay in execution of the contracts, the program requested and was awarded FFY 2017 Grant Amendment No. FS 99986518-2 on October 31, 2018 to shift \$268,520.00 from the set-aside (DG) to the loan fund (DA). Due to the further delay in execution of the contracts, the program requested and was awarded FFY 2017 Grant Amendment No. FS-99986518-4 on August 1, 2019 to shift \$21,480.00 from the set-aside (DG) to the loan fund (DA). Due to the additional delay in execution of the contracts, the program requested and was awarded FFY 2018 Grant Amendment No. FS 99986519-2 on October 28, 2020 to shift \$186,085.75.00 from the set-aside (DG) to the loan fund (DA).

Portions of the contracts are being funded with FFY 2018, FFY 2019, and FFY 2020 Grant set-aside funds and Program Fees (see table below).

SFY 2021 DWTRLF ANNUAL REPORT

ASO Log No.	19-148-M3	19-167-M3	19-168-M2	19-185-M3	19-186-M3	19-187-M3	20-147-M2	21-072
# & Consultant	Contract #1 = Okahara	Contract #2 = BCH	Contract #3 = Towill	Contract #4 = Akinaka	Contract #5 = ISLE	Contract #6 = Pryzm	Contract #7 = Imata	Contract #8 = MEH
PWS Assignment	150 Napu`u	437 MIC	248 Kawela	251 Mahanalua Nui	168 Keopu	201 Hana	106 Pepekeo	371 Poamoho
PO #s	249771; 256549; 259171; 268012	249812; 255109; 258503; 267762	249814; 256551	249817; 256556; 258506; 267683	249811; 256385; 263166; 267763	249818; 256557; 268015	256382; 267676	263411
FFY2017 (2%)								
FFY2017 (15%)								
FFY2018 (2%) - 022207	\$ 20,000.00	\$ 19,000.00			\$ 40,000.00	\$ 40,000.00		
FFY2018 (15%) - 022207		\$ 19,000.00						
FFY2018 (Fees) - 022207								
FFY2019 (2%) - 023207					\$ 60,000.00	\$ 60,000.00	\$ 80,000.00	
FFY2019 (15%) - 023207	\$ 80,000.00	\$ 62,000.00					\$ 20,000.00	
FFY2019 (Fees) - 023207			\$ -					
FFY2020 (2%) - 024207								\$ 100,000.00
FFY2020 (15%) - 024207								
FFY2021 (Fees) - 025207			\$ -	\$ 100,000.00				
TOTAL	\$ 100,000.00	\$ 100,000.00	\$ -	\$ 100,000.00	\$ 100,000.00	\$ 100,000.00	\$ 100,000.00	\$ 100,000.00

E. GOALS AND ACCOMPLISHMENTS

Section 1452(b) of the Safe Drinking Water Act requires the State to prepare an IUP, identifying the uses of funds in the DWSRF and describing how those uses support the goals of the DWSRF program. The IUP is a requirement in the State's SRF Capitalization Grant Application process to EPA. It is prepared annually and made available for public comment and review. The program posted its finalized IUP for SFY 2021 in June 8, 2020. A copy of the latest version (Amendment 2, dated August 5, 2020) is available at <https://health.hawaii.gov/sdwb/files/2020/09/SFY2021.IUP-POSTED-ONLINE-9.4.2020-1.pdf>.

The following is a summary of the goals and accomplishments for SFY 2021 and a summary of the program achievements throughout the year.

- In SFY 2021, five (5) final loan agreements totaling \$29,633,464.32 were executed.
- \$30,464,363.37 of loan disbursements were made in SFY 2021⁴. A summary of projects with actively disbursing loans in SFY 2021 is attached as Attachment 21.
- As of July 1, 2021, the DOH had a Federal unliquidated obligation (ULO) of 1.8%.
- In SFY 2019, the DWSRF expanded to allow loans to privately-owned, regulated public water systems. As of this report, there have been two (2) loans executed with privately-owned drinking water systems and three (3) loans planned in the first half of SFY 2022.
- By the end of SFY 2021, all eight (8) consulting engineering companies were assigned to privately-owned water systems under the ESC to provide professional engineering assistance for water system improvements to be funded through a DWSRF loan. One of these systems (Hana

⁴ Disbursement based on the LGTS Disbursement Log Report (by warrant date) totals from 7/1/2020 to 6/30/2021.

SFY 2021 DWTRLF ANNUAL REPORT

Water Systems, LLC) is expected to have an executed loan for the Helani Line Replacement project in SFY 2022.

1. Long Term Goals

- a. To assist as many water purveyors as possible to attain compliance with State and Federal Drinking Water Regulations through the low interest loan program.

The DWSRF program continues to work with the regulated drinking water systems in Hawaii to provide SRF loan funds. Marketing and outreach opportunities are done through conferences, and in finding needs through sanitary surveys and the circuit rider assistance to small water systems contract.

- b. To maintain a perpetual, self-sustaining revolving loan fund program through the strategic use of recycled loan funds, administrative fees, interest earnings, and EPA annual appropriations through capitalization grants to the State each year.

To supplement the administrative demands, the program assesses fees to ensure that the administrative needs are financed in perpetuity. The cash flow modeling is enhanced using the Financial Operations and Cash-flow Utilization in the SRF (FOCUS) financial model, which began full implementation in March 2018.

The program offered three different types of loans in SFY 2021, with the rates shown in the table below. These rates are in place until June 30, 2021.

Loan Type	Total Loan Rate (%)	Interest Rate (%)	Loan Fee (%)
Private System Loan	2.75	2.75	0.00
Municipal Project Loan	2.15	1.15	1.00
Programmatic Financing	1.75	0.75	1.00

- c. To promote sustainable infrastructure and energy efficiency.

The program continues to encourage its borrowers to incorporate sustainable infrastructure and energy efficiency in their designs through discussions and by offering additional points that will rank the project higher on the DWSRF Priority List of Projects.

2. Short Term Goals

- a. Continue implementation of the digital/electronic signatures on loan agreements recommendation from the Northbridge Environmental Management Consultants' October 22, 2014 *Hawaii SRF Management Study for the CWSRF and DWSRF Programs* to streamline the Hawaii DWSRF program and increase the program's pace to ensure the efficient and expeditious use of funds.
- b. Continue modification of the Functional Procedures and the Operating Agreement to reflect and meet the DWSRF requirements and needs.

Most of the Functional Procedures were updated. The State Environmental Review Process was approved by the EPA on February 20, 2018. Other procedures resulting from the Northbridge Management Study are in the process of being developed. The Operating Agreement will be updated following the completion of the Functional Procedures updates.

- c. Continue working on the implementation of the Financial Operations and Cash Flow Utilization in the SRF (FOCUS) financial planning model to better plan the use of funds in the DWSRF Program.

The program's use of cash flow modeling aided in efficient planning. At the end of SFY 2021, the DWSRF loan fund had a 99.04% utilization rate for grant and match funds and a 97.62% total utilization rate⁵.

- d. Continue working with Northbridge on the development and implementation of the LGTS to track the required items, which include accounting, management, set-asides, compliance, and customer service concerns.

LGTS went into live production on September 2, 2015. The LGTS is actively used daily by the Hawaii SRF program. It is currently being used by staff and management to:

1. Serve as the primary data repository for all borrower information and loan agreements, loan letters, purchase orders, repayment billings to the Counties, payment requests, repayment receipts
2. Keep track of all project information and status;
3. Record payment requests and obligations;
4. Produce amortization schedules;
5. Generate repayment billings;
6. Record repayments;
7. Record and track grants and state match;

⁵ Based on the DWSRF Fund Utilization and Efficiency Plan (FUEP) as of June 30, 2021.

SFY 2021 DWTRLF ANNUAL REPORT

8. Maintain and generate the SRF Programs priority lists;
9. Track project milestones;
10. Maintain project checklists;
11. Generate the following reports: repayment logs, loan balances, disbursement logs, obligation logs, accrued interest and P&I cash flow; and
12. Provide data to the FOCUS financial model.

LGTS will continue to be tested and more functions will be fully integrated. The SRF Program implemented LGTS with generated financial reports for SFY 2021. The DOH is committed to using the LGTS for future annual program financial statements and reports.

- e. Increase marketing and outreach to offer loans to privately-owned water systems.

The program continued implementation for providing professional engineering services through an Engineering Services Contract to small, privately-owned water systems in SFY 2021. The DOH approved eight (8) consultants that responded to the DOH solicitation for the professional services. All eight (8) consultants have been assigned to water systems and are in various stages of completing the contract deliverables. However, due to delays, one of the contracts expired on July 31, 2021 without receipt of any deliverables or disbursements. Most of the remaining consultants are actively engaged with providing engineering assistance to small water systems.

F. COMPLIANCE ISSUES

The Hawaii DWSRF program has complied with the applicable requirements outlined in the Operating Agreement, Chapter II, Implementation, Section D, State Assurances for the DWSRF Program, and Section E, State Requirements for the Capitalization Grant Agreement. The requirements included the following:

1. Environmental Review - Each DWSRF project has undergone an environmental assessment and review. Environmental assessment documents were prepared by the County Water Departments in accordance with HRS Chapter 343 and Hawaii Administrative Rules, Chapter 11-20, and were submitted to the Office of Environmental Quality Control (OEQC) of the State of Hawaii for review and publication. For exempt projects, DWSRF Exempt Project Certification forms were submitted to the DWSRF program with the qualifying exemption identified.

Federally funded projects (based on equivalency) have also undergone a National Historic Preservation Act (NHPA) Section 106 review, in accordance with 36 CFR 800 (Protection of Historic Properties).

SFY 2021 DWTRLF ANNUAL REPORT

DOH has implemented the updated State Environmental Review Process that was approved by EPA on February 20, 2018. This process included an updated checklist, a formal process for the National Historic Preservation Act, Section 106 review, and an online posting at <https://health.hawaii.gov/sdwb/drinking-water-state-revolving-fund/> of DOH concurrence with project determinations made by the borrower and/or its consultant.

2. Intended Use Plan - The DWSRF IUP for the State of Hawaii SFY 2021 / FFY 2020 Appropriation was finalized on June 8, 2020. A notice for public participation and input was published on April 22, 2020, with an open comment period until May 22, 2020. Public comments were received within the open comment period from the Kauai Department of Water, Hawaiian Shores Community Association, Honolulu Board of Water Supply, and Hawaii Department of Water Supply which required minor revisions to Table 5 and Appendix A. These changes were not significant enough to warrant a new public participation and input period.

Amendment 1 to the IUP, dated June 22, 2020, was posted to the DWSRF webpage on May 9, 2020. The Intended Use Plan (IUP) for State Fiscal Year (SFY) 2021 has been amended to update sections I.F. Projects Used to Fulfill Equivalency and the Continuing Appropriations Act, 2020; V.G. Table 5 Fundable List of Projects; Appendix A – DWSRF Priority List of Projects for SFY 2021; and Appendix D. Changes in Amendment 1 were minor corrections to project names that did not affect the estimated total costs for the Fundable List of Projects; and modifications to timing of additional subsidy assignments did not change the amount of additional subsidy assigned. Therefore, comments were not re-solicited.

Amendment 2 to the IUP, dated August 5, 2020, was posted to the DWSRF webpage. A notice for public participation and input was published on August 5, 2020, with an open comment period until September 4, 2020. Changes in Amendment 2 were updates and increases to the Fundable List of Projects in Section V and Priority List in Appendix A. Changes included updates to Section I.C., Table 1. Projected Sources and Uses of Funds; Section I.F., Table 3. Equivalency Projects for the FFY 2020 Capitalization Grant; Section V.G., Table 5. Fundable List of Projects; Appendix A – DWSRF Priority List of Projects for SFY 2021; Appendix A.2. – Sub-Projects List of HBWS-PF21, Honolulu BWS Pro-Fi SFY 2021; and Appendix D. The solicitation of public participation and input for Amendment 2 did not produce responses which required changes.

3. Other Federal Requirements - The County Water Departments certify for each of their DWSRF projects that they are following American Iron and Steel (AIS), Davis-Bacon, and all the federal cross-cutter rules and regulations. Each project must include the Federal Boiler Plates in the project specifications used for bidding.

Hawaii DWSRF Program Evaluation Report (PER)

Every year, EPA conducts its annual review of the program. EPA bases its evaluation on transaction tests, file and program reviews and interviews, and overall compliance with the capitalization grant agreement. EPA's *Region 9 State Fiscal Year 2020 PER*, dated July 28, 2021, recommended that DOH should continue to actively manage the DWSRF and ensure the program has enough viable projects in the pipeline to minimize downward trends and ensure full funding utilization in addition to adhering to the policy of not having more than two open capitalization grants. The DOH DWSRF was still above the national average of 96% in 2020 with a fund utilization rate of 98% with many viable projects in the pipeline to ensure full funding utilization. As of June 30, 2021, the DWSRF had three open capitalization grants due to set-aside drawdown delays for technical assistance projects and contracts. EPA commended DOH for timely disbursements of DWSRF funds and recommended the continued monitoring to ensure a continued high level of performance.

G. DWSRF NATIONAL STRATEGIC PLAN, LOAN RECIPIENT, PROJECTS & TYPES OF ASSISTANCE

National Priorities for the Drinking Water State Revolving Fund Program

EPA lists four specific national program priorities⁶:

1. Achieve fullest utilization of funds through dynamic cash flow modeling.

The program is supporting this priority by utilizing the FOCUS model, which allows cash flow modeling projections out 30 years, to maximize fund utilization and minimize federal ULOs.

2. Market DWSRF opportunities to water systems.

The program is supporting this priority through working with the Hawaii Section of the AWWA for conferences, and in marketing and training to drinking water systems.

3. Employ both the DWSRF loan fund and set-asides as SDWA compliance tools.

The program is supporting this priority through its Engineering Services and Circuit Rider contracts.

4. Safeguard the program's public trust through fiscal controls and accountability.

⁶ EPA Memorandum dated June 5, 2019 (https://www.epa.gov/sites/production/files/2019-11/documents/national_priorities_for_the_dwsrf_program_0.pdf)

SFY 2021 DWTRLF ANNUAL REPORT

The program is supporting this priority as evidenced by clean audit reports and PER

U.S. Environmental Protection Agency, Drinking Water State Revolving Fund (DWSRF) Strategic Plan Goals and Objectives

Every summer, Hawaii and USEPA negotiate Hawaii's Strategic Plan commitments for the SFY starting July 1st. Hawaii submitted its Strategic Plan commitments for the Federal Fiscal Year starting on October 1st.

All DWSRF loans have assisted public water systems to meet the federal and state drinking water compliance requirements. Details of Hawaii's DWSRF activities supporting the National USEPA Strategic Plan will be submitted to EPA as part of the DWNIMS data collection effort. Last year's National plan is available at: http://water.epa.gov/resource_performance/planning/.

FINANCIAL SECTION

The following is a summary of the financial activities of the program for the state fiscal year ended June 30, 2021. The DOH considers the DWTRLF to be a special revolving fund. The fund was established to receive proceeds from specific revenue sources such as Federal Capitalization Grants, State Capital Improvement Project (CIP) Appropriations for State Match, loan repayments, and interest earnings from investments and fees.

A. INTERNAL CONTROLS

The DWTRLF program is responsible for establishing and maintaining a system of internal accounting controls to ensure compliance with applicable laws and regulations related to federal and state financial assistance programs. The objective of an internal control system is to provide the program with reasonable, but not absolute, assurances that assets are safeguarded against loss from unauthorized use or disposition. It also ensures that transactions are executed and recorded with proper authorization to permit preparation of financial statements in accordance with generally accepted accounting principles.

Based on annual Performance Evaluation Reviews by EPA and annual financial audits by independent auditors, we believe that the DWTRLF program's internal controls adequately safeguard assets and provide reasonable assurances of proper recording of financial transactions.

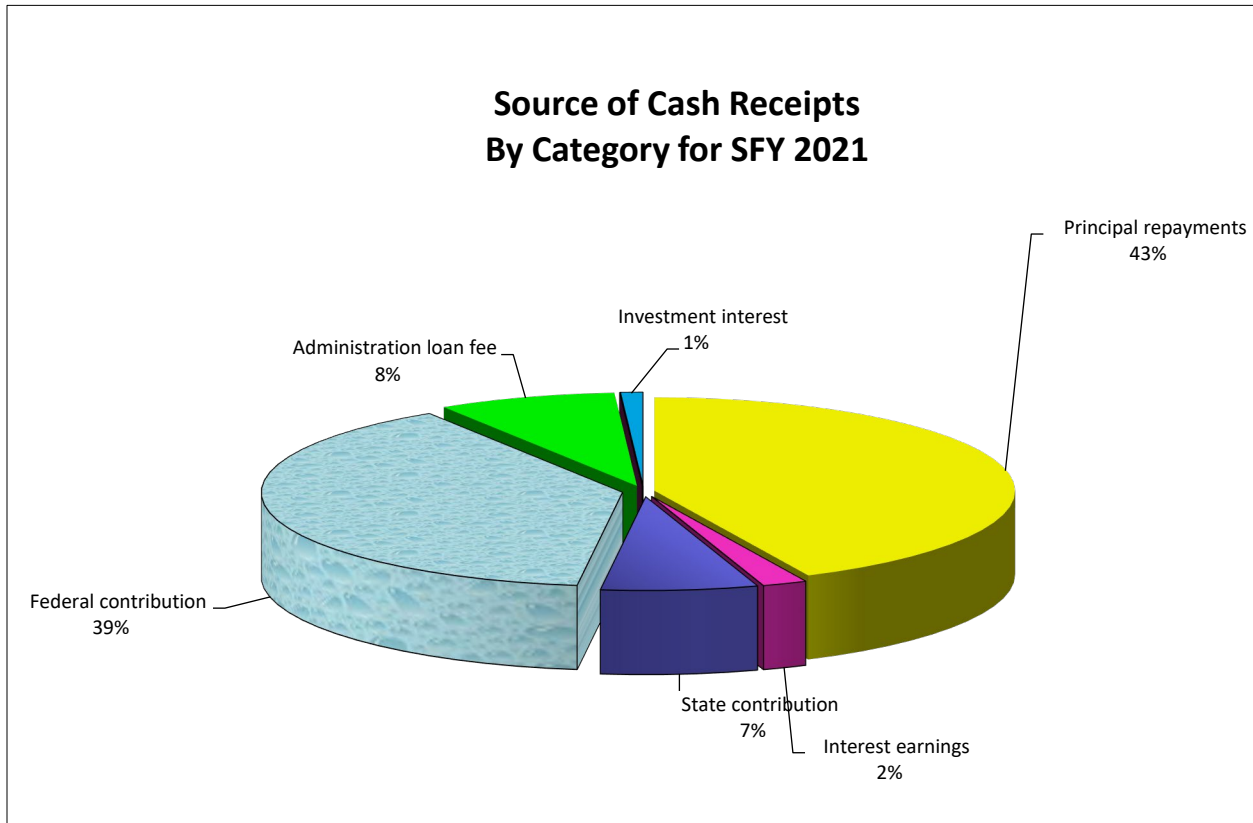
B. ACCOMPLISHMENTS OF THE PROGRAM

1. Sources of Funds

Since the program's inception, the DOH has received a total of \$235,223,548.00⁷ in federal capitalization grants. Of this amount, \$37,940,953.67 was set aside to support other drinking water program initiatives and administration of the loan program with the remaining \$197,282,594.33 earmarked for DWSRF loan funds.

The graph below illustrates the percentage breakdown of sources of cash for the SRF program by category received for the SFY 2021.

⁷ Includes \$19.5 million from ARRA and withholdings by EPA of a total of \$1,517,650.00 which consists of \$1,410,150.00 for the 2014-2019 Northbridge work assignments, \$6,000.00 for the 2016 Cadmus survey, and \$101,500.00 of other in-kind expenses in 2000, 2001, and 2005. The total listed matches the amount listed in the Cumulative through 6/30/2021 column of Table 1 of the SFY 2021 IUP at <https://health.hawaii.gov/sdwb/files/2020/09/SFY2021.IUP-POSTED-ONLINE-9.4.2020-1.pdf>.



2. State Match

Pursuant to Act 40/SLH2019, as amended by Act 6/SLH2020, the Hawaii State Legislature appropriated monies from general obligation bond funds for the required 20% state match for the FFY 2020 EPA SRF Capitalization Grant. The state match was transferred into the DWTRLF account in April 2021.

Hawaii State law prohibits the program from using State CIP funds (match funds) for administrative purposes. To comply with EPA’s disbursement requirement, the program obligates all its state match funds to loan projects.

3. Executed Loan Agreements/Binding Commitments

As of June 30, 2021, the DOH committed \$177,782,594.33 federal capitalization grant funds and \$43,144,710.00 state match funds to DWSRF projects. These funds benefit communities of all sizes throughout the State of Hawaii. See Attachment 1.

The total available for loans since inception was \$394,535,699.83. The program committed \$391,490,258.18 or over 99%.

SFY 2021 DWTRLF ANNUAL REPORT

4. Automated Standard Application for Payments (ASAP)

The program drew \$11,845,932.58 of its capitalization grant funds from the ASAP system during SFY 2021. Of this amount, \$10,019,579.75 was used for DWSRF loans and \$1,826,352.83 for DWSRF set-aside operations.

5. Loan Repayments and Investment Interest

Under the DWSRF, the program established several accounts or activity codes to track the program’s revenue sources. These funds are legally restricted for use to fund expenditures for drinking water infrastructure projects, eligible costs for program set-aside activities under the Safe Drinking Water Act, and administrative costs relating to the operation and maintenance of the DWSRF Program.

Activity Code	Revenue Source	SFY 2021 Amount Received (\$)
422	Principal from repayments	13,246,781.13
423	Interest from repayments	557,438.97
424	Investment interest	157,376.47

C. PROGRAM AND SET-ASIDE ACTIVITIES

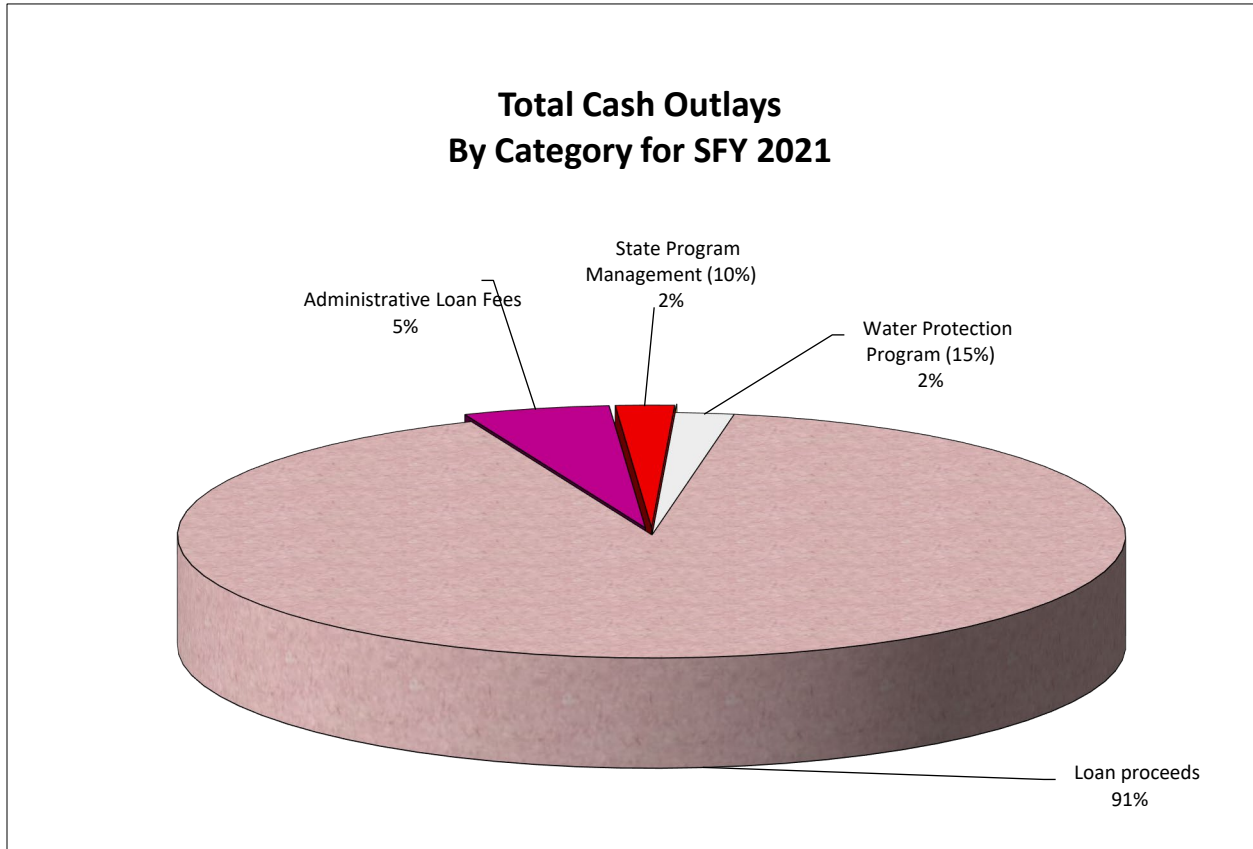
Highlights of the program’s activities are as follows:

To administer the DWSRF program and its related drinking water programs, the program spent \$33,297,772.49. This consisted of the following program expenses:

Activity Code	Program	SFY 2021 Amount Expended (\$)
420, 421, 422, 423, 424	Loan Disbursement	30,464,363.37
425, 426, 430, 441	Administrative Costs	1,383,145.43
427	State Program Management (10%)	687,723.66
428	Small Systems Technical Assistance (2%)	58,000.00
435	Operator Certification (10%)	14,588.78
436	Wellhead Protection Program (15%)	273,002.73
437	Technical or Financial Assistance to PWSs (15%)	416,948.52
Total Program Expenditures		33,297,772.49

SFY 2021 DWTRLF ANNUAL REPORT

The graph below shows the significance of loan proceeds in relation to all costs associated with the DWTRLF's operations.



D. CREDIT RISKS OF THE DWTRLF LOANS

The SRF program requires that every applicant pledge a dedicated source of revenue to repay the loan. Dedicated sources of revenue include a pledge of the county's full faith credit and/or a pledge of general obligation bonds or a dedicated revenue source.

The following table contains specific information regarding the credit worthiness of our five (5) DWTRLF loan recipients. The table displays the credit rating categories for these recipients. The General Obligation (G.O.) Bond credit agencies, Moody's Investors Service and Fitch Ratings, gave every Hawaii Board of Water Supply or Water Board a High-Quality rating.

In summary, the DOH believes that the DWTRLF loan portfolio carries a high degree of solvency.

SFY 2021 DWTRLF ANNUAL REPORT

Borrowers	Committed Amount (\$)	Moody's/Fitch Bond Rating	Percentage of DWSRF Loan Portfolio
City and County of Honolulu, Board of Water Supply	182,449,618.97	Aa1/AA+	47%
County of Hawaii, Water Board	74,273,869.75	Aa2/AA+	19%
County of Kauai, Board of Water Supply	40,511,143.18	Aa2/AA	10%
County of Maui, Board of Water Supply	91,633,821.28	Aa1/AA+	23%
Privately-owned Water Systems	2,621,805.00	---	1%
Totals	391,490,258.18		100%

E. OTHER INFORMATION

This report was prepared in accordance with the Generally Accepted Accounting Principles (GAAP) and Reporting Requirements requested by EPA.

Independent Audit: The accounting firm of KMH LLP was selected by the DOH to perform a financial audit of the DWSRF Program's activities for SFY 2021.

The KMH LLP auditor's report for the SFY 2021 DWSRF financial statements was published on November 30, 2021 and states: "In our opinion, the financial statements referred to above present fairly, in all material respects, the financial position of the DWTRLF as of June 30, 2021, and the changes in financial position and its cash flows for the year then ended in accordance with accounting principles generally accepted in the United States of America."

Program information: For further information regarding this report, please contact SDWB at: (808) 586-4258 or Water Revolving Fund Staff at: (808) 586-4294.

LIST OF ATTACHMENTS

- ATTACHMENT 1: SUMMARY OF THE DRINKING WATER TREATMENT REVOLVING FUND
- ATTACHMENT 2: STATEMENT OF NET POSITION
- ATTACHMENT 3: STATEMENT OF REVENUES, EXPENSES & CHANGES IN NET POSITION
- ATTACHMENT 4: STATEMENT OF CASH FLOWS
- ATTACHMENT 5: NOTES TO FINANCIAL STATEMENTS
- ATTACHMENT 6: SUMMARY OF ACTIVE DWSRF PROJECTS IN SFY 2021

SFY 2021 DWTRLF ANNUAL REPORT

ATTACHMENT 1: SUMMARY OF THE DRINKING WATER TREATMENT REVOLVING LOAN FUND

Summary of the Drinking Water Treatment Revolving Loan Fund

Actual and Planned Binding Commitments

No.	Binding Commitment Date	Project Description (Project Name - Based on the Final Loan Agreement)	Rate	Loan Amount
1	11/15/1999	213-0001 Kamele Water Treatment Plant (Commit 3/23/99)	1.55%	7,840,087.00
2	7/15/2001	130-0001 Waimea Treatment Plant Upgrades-Phase II [Interim 11/15/00]	1.37%	739,210.00
3	7/15/2001	410-0001 Damage Repairs to Kokolau Tunnel [Interim 11/15/00]	1.37%	1,663,201.02
4	10/15/2001	101-0001 Saddle Road Well "A" [Interim 11/15/00]	1.37%	1,610,048.59
5	4/15/2002	133-0001 Kulihaele Well "A" (Replace Waiulii Spring) [Interim 7/15/01]	1.01%	334,240.00
6	4/15/2002	138-0001 Makapala Well (Replace Murphy Tunnel) [Interim 7/15/01]	1.01%	1,292,914.85
7	4/15/2002	109-0001 Pahala Well "B" (Replace Alii Tunnel) [Interim 7/15/01]	1.01%	2,326,821.30
8	4/15/2002	107-0001 Kaieie Mauka (Replace Kaieie & Papaikou Springs) [Interim 7/15/01]	1.01%	2,227,882.96
9	4/15/2002	406-0001 Kekaha Well (Kapilimao Well) [Interim 7/15/01]	1.01%	862,882.74
10	3/15/2004	413-0002 Waiua Homesteads Well No. 3 [Interim 7/15/03]	0.54%	397,736.50
11	7/15/2003	404-0001 Rehabilitation of 27" Steel Pipe, Hanapepe-Eleele Water System [Interim 5/15/02]	0.99%	691,134.00
12	7/15/2003	404-0002 Replace Pipeline at Hanapepe River Crossing and Control of Slope Failure at Hanapepe Well #3 [Interim 5/15/02]	0.99%	1,243,976.74
13	1/15/2005	410-0005 Rehabilitate Lihue Steel Tanks 1 & 2 [Interim 7/15/03]	0.46%	1,243,017.00
14	1/15/2006	413-0005 Omellas 0.2 MG Tank Refurbish [Interim 7/15/03]	0.59%	809,398.00
15	12/15/2004	331-0002 Waimanalo Well III [Interim 3/15/04]	0.10%	2,147,710.20
16	8/15/2005	335-0004 Pallani Street Water System Improvements [Interim 8/15/05]	0.00%	2,790,858.33
17	8/15/2005	413-0008 18 inch Waterline Replacement along Kuhio Highway, Leho Drive to North Papaloa Road, Waiua, Kauai, Hawaii [Interim 1/15/05]	0.16%	2,305,093.02
18	9/15/2005	333-0001 California Avenue Water System Improvements, Parts II and III [Interim 4/15/05]	0.31%	3,788,903.88
19	9/15/2005	335-0003 Ewa Shaft Granular Activated Carbon (GAC) Treatment Facility [Interim 3/15/04]	0.10%	12,096,993.25
20	11/15/2005	335-0002 Kunia Wells II-Nitrate Treatment Facility [Interim 3/15/04]	0.10%	395,054.20
21	1/15/2007	408-0002 Poipu Road 16 inch Main Replacement [Interim 1/15/05]	0.16%	5,158,885.83
22	2/15/2007	105-0001 Honouliuli Well "A" (Replace Akaka Falls Spring) [Interim 12/15/03]	0.41%	3,968,080.00
23	3/15/2007	213-0003 Kamele Weir Water Treatment Facility Clear Well Replacement [Interim 1/15/05]	0.15%	9,704,849.00
24	3/15/2008	331-0018 Pearl City Water System Improvements [Interim 5/15/07]	0.01%	1,255,435.00
25	3/15/2008	331-0024 Aieua Water System Improvements [Interim 5/15/07]	0.01%	2,666,036.00
26	3/15/2008	331-0025 Lihua Water System Improvements, Phase B [Interim 5/15/07]	0.01%	1,934,183.88
27	2/15/2009	214-0009 Napili Well "A" Site Improvements [2/15/09]	0.37%	1,629,982.00
28	3/15/2009	400-0001 Stable 1 0 MG Tank & Connecting Waterline [Interim 1/15/08]	0.26%	7,274,997.83
29	4/15/2009	154-0001 Hakalau Spring Improvement [4/15/09]	0.62%	606,167.00
30	5/15/2009	331-0031 Oahu Ave and Huelani Drive 8-inch Mains [Interim 5/15/08]	0.36%	1,324,452.00
31	8/15/2009	406-0005 Kaimuali'i Highway 12-inch Main Replacement Elepaio Road to Huakai Road, Job No. 05-04, K/V-27, Kekaha-Waimea, Kauai, Hawaii [Interim 8/15/09]	0.32%	3,989,537.33
32	8/15/2009	434-0003 Waha, Wawae, and Niho Roads Main Replacement, Job No. 05-07, K-07, LC-13, at Kalaheo, Kauai, Hawaii [Interim 8/15/09]	0.32%	1,936,018.00
33	1/15/2010	406-0003 Kapilimao 0.5 MG Tank [Interim 8/15/08]	0.42%	3,793,779.17
34	8/15/2010	133-0002 Kapulena Well Development Phase 1 (Interim 11/15/09)	0.00%	1,000,154.00
35	8/15/2010	130-0004 Waimea Water Treatment Plant Sludge Drying Beds (Interim 8/15/10)	0.12%	3,458,753.00
36	4/15/2011	213-0008 Makawao Waterline Improvements- Ai Street, Kehau, Mole, & Malu Place (Interim 4/15/11)	0.00%	674,409.00
37	8/15/2011	213-0009 Kamele Water Treatment Plant High Lift Pumps (Interim 8/15/11)	0.35%	1,794,000.00
38	8/15/2011	247-0005 Upper Onaopio Road Tank Replacement (Interim 8/15/11)	0.00%	1,062,117.00
39	8/15/2011	247-0006 Middle and Lower Onaopio Road Tanks Replacements (Interim 8/15/11)	0.35%	576,943.00
40	11/15/2011	212-0007 Lower Paia Water Tank Replacement [Interim 11/15/11]	0.35%	1,012,994.00
41	4/15/2012	212-0010 Utunui Road and Ewa Place Waterline Replacement (Interim 11/15/11)	1.00%	850,000.00
42	8/15/2012	106-0001 Kulaimano Production Well and Supporting Facilities (Interim 8/15/11)	1.00%	1,239,445.80
43	8/15/2012	217-0005 Waku Well Replacement (Interim 11/15/11)	0.50%	2,006,056.25
44	8/15/2012	400-0004 Job No. PLH-03, Kahili Horizontal Directional Drilled Well (Interim 2/15/12)	1.00%	678,402.00
45	12/15/2012	129-0002 Kynnersley #1- 0.3 MG Reservoir Replacement (Interim 11-15-11)	1.00%	2,178,762.00
46	4/15/2013	213-0009 Kaupakalua Road Waterline Improvements Phase 1 (Interim 2/15/12)	1.00%	846,047.00
47	4/15/2013	331-0038 Kealakaha Dr., Pooehua Dr., and Waipaoa Pl 8-in Mains (Commitment 10/4/12)	1.00%	1,064,405.29
48	4/15/2013	331-0049 Kona Street 8-inch Main (Commitment 10/4/12)	0.50%	2,512,721.30
49	4/15/2013	331-0057 Ward Avenue 12-inch and 8-inch Water Mains (Commitment 10/4/12)	1.00%	2,296,015.30
50	4/15/2013	413-0009 Job No. 02-15, VM-28, Waiua Houselots Main Replacement, Phase I (Interim 2/15/12)	0.50%	4,463,084.00

SFY 2021 DWTRLF ANNUAL REPORT

Summary of the Drinking Water Treatment Revolving Loan Fund

No.	Binding Commitment Date	Project Description (Project Name - Based on the Final Loan Agreement)	Rate	Loan Amount
51	5/15/2013	215-0003 Waikamoi Flume Repair/Replacement (Commitment 11/9/12)	0.00%	7,963,427.38
52	8/15/2013	215-0004 Olinda Water Treatment Plant - Relining of the 8.5 MG Sedimentation Basin (Interim 11/15/11)	1.00%	1,293,418.00
53	10/15/2013	247-0004 Piholo Water Treatment Plant Improvements - Organic Carbon Reduction (Interim 2/15/12)	0.50%	4,293,817.10
54	1/15/2014	213-0014 Paia-Kula Water System Improvements (Commitment 4/22/13)	1.00%	693,370.03
55	2/15/2014	212-0011 Maui Meadows Booster Pump Station #18 Improvements (Commitment 4/22/13)	1.00%	1,100,000.00
56	4/15/2014	212-0009 Wailuku Well Development (Interim 2/15/12)	1.00%	2,000,000.00
57	5/15/2014	331-0042 Foster Village Water System Improvements, Part III (Commitment 6/24/13)	1.00%	1,031,787.00
58	5/15/2014	331-0052 Mapunapuna Water System Improvements, Part I (Commitment 6/24/13)	0.50%	802,769.35
59	5/15/2014	331-0062 Kamehameha Highway 16-Inch and 8-Inch Mains (Heeia) (Commitment 6/24/13)	0.50%	6,253,645.80
60	5/15/2014	331-0063 Kapiolani Boulevard 12-Inch Main (Commitment 6/24/13)	0.50%	5,472,724.00
61	5/15/2014	331-0059 Woodlawn Drive 8-Inch Main (Commitment 6/24/13)	1.00%	3,397,180.55
62	10/15/2014	HBWS-0002 Honolulu BWS Loan Refinance 1 (No Commitment)	0.00%	26,400,910.01
63	10/15/2014	331-0047 Kailhi Water System Improvements, Part III (Commitment 4/29/14)	0.50%	5,042,821.28
64	11/15/2014	HBWS-0001 Honolulu BWS Water System Improvements 1 (Commitment 9/15/14)	0.00%	6,797,455.69
65	12/15/2014	400-0011 PLH-39, Lihue Baseyard Improvements for the Department of Water (No Commitment)	0.50%	4,000,000.00
66	1/15/2015	213-0015 Halimaile Tank Replacement (Commit 8/27/13)	1.00%	674,167.39
67	4/15/2015	215-0010 Kula 200 #1 Tank Replacement (Commit 8/27/13)	1.00%	749,330.00
68	11/15/2015	102-0001 Laupahoehoe 0.5 MG Reservoir (Commit 9/15/14)	0.50%	3,872,263.42
69	11/15/2015	129-0001 Haleiwa Well Development Phase 1 (No Commit Issued / Initial Interim Cancelled)	1.00%	623,420.00
70	11/15/2015	130-0003 Waimea WTP Microfiltration (Commit 8/1/15)	0.00%	12,896,000.00
71	11/15/2015	181-0002 Ahualoa-Honokaa Transmission Waterline (Commit 8/30/13)	1.00%	3,200,000.00
72	12/15/2015	HBWS-0003 Honolulu BWS Water System Improvements 2 (Commit 7/6/15)	0.00%	9,119,367.02
73	3/15/2016	133-0004 Kapulena Well Development Phase 2 (Production Well and 0.3 MG Reservoir) (Commit 5/28/14)	0.50%	4,298,629.75
74	3/15/2016	212-0018 Wailuku Heights Tank 30 Booster Replacement (Commit 4/15/15)	1.00%	1,804,849.00
75	3/15/2016	215-0009 Phase 6 Booster Pump Upgrades (Commit 8/27/13)	0.50%	4,000,000.00
76	3/15/2016	233-0002 Kualapuu MCC Upgrades (Commit 4/15/15)	1.00%	500,000.00
77	3/15/2016	247-0008 Omaopio 2.1 MG Tank Replacement (Commit 4/15/15)	0.50%	4,139,666.00
78	3/15/2016	MDWS-0001 Source Generator Installation - 4 Sites (Commit 4/15/15)	1.00%	1,200,000.00
79	5/15/2016	112-0004 Olaa No. 6 Production Well and 1.0 MG Reservoir (No Commit Issued)	0.50%	6,829,188.42
80	11/15/2016	HBWS-PF17 Honolulu BWS Pro-Fi SFY 2017 (Commit 5/23/16)	0.50%	5,000,000.00
81	11/15/2016	101-0003 Pihonua-Kukuu Reservoir and Transmission Improvements (Commit 5/25/16)	0.00%	9,429,173.00
82	1/15/2017	212-0015 Iao Surface Water Treatment Plants Upgrades (Commit 4/15/15)	0.00%	21,479,524.55
83	2/15/2017	331-0068 Energy Savings Performance Contracting-BWS Facilities (Commit 8/14/15)	0.00%	32,881,853.00
84	1/15/2018	HDWS-PF18 Hawaii DWS Pro-Fi SFY 2018 (No Commit Issued)	0.25%	3,089,432.17
85	8/15/2018	MDWS-0002 Maui DWS Water System Improvements 1 (Commit 5/10/17)	0.75%	4,491,000.30
86	12/15/2018	HBWS-PF19 Honolulu BWS Pro-Fi SFY 2019 (Commit 5/1/18)	0.25%	8,000,000.00
87	12/15/2018	HDWS-PF19 Hawaii DWS Pro-Fi SFY 2019 (No Commit Issued)	0.25%	1,853,493.49
88	7/15/2019	P-DW43-0001 Kaeleku Tank Replacement (Commit 3/25/19)	0.00%	1,000,000.00
89	8/15/2019	HBWS-PF20 Honolulu BWS Pro-Fi SFY 2020 (Commit 8/1/19)	0.75%	15,000,000.00
90	9/15/2019	331-0043 Diamond Head Water System Improvements, Part II (Commit 8/11/19)	1.15%	4,970,145.00
91	7/15/2020	331-0080 Moiliili Water System Improvements, Part IV (Commit 4/22/20)	1.15%	6,007,022.04
92	8/15/2020	HBWS-PF21 Honolulu BWS Pro-Fi SFY 2021 (Commit 7/15/20)	0.75%	12,000,000.00
93	10/15/2020	HDWS-PF21 Hawaii DWS Pro-Fi SFY 2021 (No Commit Issued)	0.75%	7,000,000.00
94	10/15/2020	P-DW303-0001 Kunia Village Potable Water System Upgrades (Commit 5/11/20)	0.00%	1,621,805.00
95	10/15/2020	213-0018 Pooleka Well B Development (Commit 12/4/19)	1.15%	3,004,637.28
TOTAL FINAL PROJECTS				\$ 387,240,258.18
Planned Binding Commitments				
No.	Date	Project Description (Project Name - Based on the Commitment Letter)	Rate	Loan Amount
1	12/4/2019	214-0014 West Maui Source Development	1.15%	4,250,000.00
TOTAL PLANNED COMMITMENTS				\$ 4,250,000.00
TOTAL FINAL & PLANNED PROJECTS				\$ 391,490,258.18

SFY 2021 DWTRLF ANNUAL REPORT

ATTACHMENT 2: STATEMENT OF NET POSITION

State of Hawaii
 Drinking Water Treatment Revolving Fund
Statement of Net Position
 June 30, 2021

Assets and Deferred Outflow of Resources	
Current Assets	
Cash and cash equivalents in State Treasury	21,023,816.52
Accrued Interest	189,124.52
Accrued Interest from Investment	129,628.28
Accrued Administrative Loan Fees, program	686,241.92
Accrued Administrative Loan Fees, non-program	0.00
Due from State Treasury	6,226.28
Due from Federal Government	220,400.80
Accounts Receivable	0.00
Current maturities of loans receivable	14,431,662.28
Total for Current Assets	<u>36,687,100.60</u>
Loans Receivable, net of current maturities	205,400,895.97
Capital Assets	
Capital Assets	2,762,579.68
Less: Accumulated Depreciation	<u>(2,283,943.97)</u>
Total for Capital Assets	<u>478,635.71</u>
Total for Assets	242,566,632.28
Deferred outflows of resources related to pensions	452,768.20
Deferred outflows of resources related to OPEB	160,966.28
Total Assets and Deferred Outflow of Resources	243,180,366.76
Liabilities, Deferred Inflow of Resources, and Net Position	
Liabilities	
Current Liabilities	
Payroll Payable	97,869.43
Accounts Payable	313,131.90
Indirect Payable	116,946.56
Due to state treasury	10,216.57
Accrued Vacation, current portion	50,177.63
Total for Current Liabilities	<u>588,342.09</u>
Accrued Vacation, net of current portion	142,588.31
Net Pension liability	2,858,574.53
Net OPEB liability	<u>2,653,392.59</u>
Total for Liabilities	6,242,897.52
Deferred inflows of resources related to pensions	361,654.80
Deferred inflows of resources related to OPEB	213,538.02
Net Position	
Net Investment in Capital Assets	478,635.71
Restricted	235,883,640.71
Unrestricted	0.00
Total for Net Position	<u>236,362,276.42</u>
Total Liabilities, Deferred Inflow of Resources, and Net Position	243,180,366.76

See accompanying notes to financial statements

SFY 2021 DWTRLF ANNUAL REPORT

ATTACHMENT 3: STATEMENT OF REVENUES, EXPENSES & CHANGES IN NET POSITION

State of Hawaii
Drinking Water Treatment Revolving Fund
Statement of Revenues, Expenses and Changes in Net Position
Year Ended June 30, 2021

Operating Revenues	
Interest earnings from loans	627,171.51
Administration loan fee earnings, program	2,486,249.27
Administration loan fee earnings, non-program	0.00
Total for Operating Revenues	<u>3,113,420.78</u>
Operating Expenses	
Administrative Cost - 4% set-aside	13,537.29
Admin. Technical Assistance - 4% set-aside	0.00
Administrative Cost - WIIN set-aside	189,326.41
State Program Management - 10% set-aside	673,116.55
Source Water Protection - 10% set-aside	0.00
Capacity Development - 10% set-aside	0.00
Operator Certification - 10% set-aside	14,171.07
Small Systems Technical Assistance - 2% set-aside	58,000.00
Water Protection Program - 15% set-aside	0.00
Wellhead Protection Program - 15% set-aside	247,471.57
Technical or Financial Assistance - 15% set-aside	583,925.08
Admin Loan Fee - Program	1,454,743.45
Admin Loan Fee - Non Program	0.00
Principal Forgiveness for SRF	949,373.45
Total for Operating Expenses	<u>4,183,664.87</u>
Total Operating Income/(Loss)	(1,070,244.09)
Nonoperating Revenue/(Expense)	
Federal contribution	11,596,434.46
State matching contribution	2,221,000.00
Interest earnings (loss) from investment	149,123.49
Non-imposed fringe	13,794.31
Total Nonoperating Revenue/(Expense)	13,980,352.26
Total Change in Net Position	12,910,108.17
Total Net Position - Beginning of Year	223,452,168.25
Total Net Position - End of Year	236,362,276.42

See accompanying notes to financial statements

SFY 2021 DWTRLF ANNUAL REPORT

ATTACHMENT 4: STATEMENT OF CASH FLOWS

State of Hawaii
Drinking Water Treatment Revolving Fund
Statement of Cash Flows
Year Ended June 30, 2021

Cash flows from operating activities	
Personnel Costs	(1,515,760.16)
Payments to vendors	(1,317,648.96)
Total Cash flows from operating activities	(2,833,409.12)
Cash flows from noncapital financing activities	14,066,932.58
Total Cash flows from noncapital financing activities	14,066,932.58
Cash flows from capital and related financing activities	
Purchase of equipment	0.00
Total Cash flows from capital and related financing activities	0.00
Cash flows from investing activities	
Interest income from loans	557,438.97
Administrative loan fees	2,443,758.72
Principal repayments on loans	13,246,781.13
Disbursement of loan proceeds	(30,464,363.37)
Interest from investments	157,376.47
Total Cash flows from investing activities	(14,059,008.08)
Total Net increase/(decrease) in cash and cash equivalents	(2,825,484.62)
Total Cash and Cash Equivalents - Beginning of Year	23,849,301.14
Total Cash and Cash Equivalents - End of Year	21,023,816.52
Reconciliation of operating income (loss) to net cash	
Provided by (used by) operating activities	
Total Operating Income (Loss)	(1,070,244.09)
Adjustments to reconcile operating income to net cash	
Depreciation	221,501.42
Principal Forgiveness for SRF	949,373.45
Interest income from loans	(627,171.51)
Administrative loan fees	(2,486,249.27)
IPA expenses	0.00
Non-imposed fringe	13,794.31
Total Adjustments to reconcile operating income to net cash	(1,928,751.60)
Change in assets, deferred outflows, liabilities, and deferred inflows	
Due from state treasury	0.00
Accounts Receivable	0.00
Accrued salaries and other administrative costs	(94,165.42)
Net deferred outflows / inflows of resources	246,768.54
Net Pension Liability	176,990.35
Net OPEB liability	(164,006.90)
Other post-employment benefits	0.00
Total Change in assets, deferred outflows, liabilities, and deferred inflows	165,586.57
Total Net cash used by operating activities	(2,833,409.12)

See accompanying notes to financial statements

ATTACHMENT 5: NOTES TO FINANCIAL STATEMENTS

NOTES TO FINANCIAL STATEMENTS

State of Hawaii Drinking Water Treatment Revolving Loan Fund

NOTE A - ESTABLISHMENT AND PURPOSE OF THE DWTRLF

The Safe Drinking Water Act Amendments (SDWA) of 1996 (the Act) authorized the Environmental Protection Agency (EPA) to make capitalization grants to the states for the purpose of providing loans and other types of financial assistance to public water supply systems for drinking water infrastructure.

The Act also authorized the states to set aside funding for prevention programs and administration of the Drinking Water Treatment Revolving Loan Fund (DWTRLF or Fund), provided that the amount of funding did not exceed thirty-one percent (31%) of the annual capitalization grant as follows:

1. Up to fifteen percent (15%) may be used to provide local assistance and other state programs.
2. Up to four percent (4%) may be used to cover the costs of program administration.
3. Up to ten percent (10%) may be used for Public Water System Supervision (PWSS) program activities and other initiatives of the SDWA.
4. Finally, up to two percent (2%) may be used to support small systems technical assistance activities.

To receive the federal capitalization grants, the 1997 State of Hawaii Legislature established the DWTRLF. The DWTRLF is intended to provide loans in perpetuity to public drinking water systems for construction of drinking water treatment facilities. Such loans may be at or below market interest rates and must be fully amortized within twenty years. Prior to July 1, 2015, the first repayment of principal and interest occurs no later than one year after the notice to proceed for construction or the final agreement date, whichever is later. Beginning July 1, 2015, the first repayment of principal and interest occurs no later than one year after the final loan disbursement, one year after the project completion date or three years after the final agreement date, whichever is earliest. The Fund is administered by the Safe Drinking Water Branch, Environmental Management Division of the Department of Health (DOH), State of Hawaii.

NOTE B - SIGNIFICANT ACCOUNTING POLICIES

1. Financial Statement Presentation

The accompanying financial statements are intended to present the financial position, results of operations and cash flows of only that portion of the State and DOH that is attributable to the transactions of DWTRLF and do not purport to present the financial

position, results of operation or cash flows of the State or DOH.

The accompanying financial statements of the DWTRLF have been prepared in conformity with accounting principles generally accepted in the United States of America prescribed by the Governmental Accounting Standards Board (GASB).

2. Measurement Focus and Basis of Accounting

The accompanying financial statements are reported using the economic resources measurement focus (i.e., recognizing all revenues earned during the year) and the accrual basis of accounting. Revenues are reported when earned and expenses are reported when a liability is incurred, regardless of the timing of the related cash flows. Grants and similar items are recognized as revenue as soon as all eligibility requirements imposed by the provider have been met.

Proprietary funds distinguish operating revenues and expenses from non-operating items. Operating revenues and expenses generally result from services or goods in connection with a proprietary fund's principal ongoing operation. Revenues and expenses not meeting this definition are reported as non-operating revenues and expenses. The principal operating revenues of the DWTRLF are interest income and administrative loan fees on loans made to county governments. Federal grants, state matching funds, and interest income from investments are reported as non-operating revenue. Principal forgiveness for loans is reported as operating expenses.

3. Use of Estimates

In preparing financial statements in conformity with accounting principles generally accepted in the United States, management is required to make estimates and assumptions that affect the reported amounts of assets and liabilities, the disclosure of contingent assets and liabilities at the date of the financial statements, and the reported amounts of revenues and expenses during the reporting period. Actual results could differ from those estimates. These estimates, among others, include the allowance for uncollectible accounts, depreciable lives of capital assets, and the pensions and other postemployment benefits (OPEB) liability.

4. Equity in Cash and Cash Equivalents and Investments in State Treasury

All monies of the DWTRLF are held in the State Treasury. The State Director of Finance is responsible for the safekeeping of cash in the State Treasury in accordance with State laws. The Director of Finance may invest any monies of the state, which in the Director's

SFY 2021 DWTRLF ANNUAL REPORT

NOTES TO FINANCIAL STATEMENTS *(continued)*

State of Hawaii Drinking Water Treatment Revolving Loan Fund

judgment are in excess of the amounts necessary for meeting the immediate requirements of the state.

Effective August 1, 1999, cash was pooled with funds from other state agencies and departments and deposited into approved financial institutions or participates in the State Treasury Investment Pool System. Cash accounts that participate in the investment pool accrue interest based on the average weighted cash balances of each account. At June 30, 2021, information relating to the types, insurance, collateral, and related interest rate, credit and custodial risks of funds deposited with the State Treasury was not available since such information is determined on a statewide basis and not for individual departments. The State requires that the depository banks pledge, as collateral, government securities held in the name of the state for deposits not covered by federal deposit insurance.

5. Loans Receivable

Loans provided are funded by federal capitalization grants, State matching funds, repayments and investment interest income. Loan funds are disbursed to local agencies as they expend for the purposes of the loan, and request reimbursement from the Fund. Interest is calculated from the date that loan funds are disbursed, and after the final disbursement has been made, the payment schedule identified in the loan agreement is adjusted for the actual amounts disbursed, and interest accrued during the project period. The capitalization grants for federal fiscal years 2010 through 2020 allow for portions of loans to be forgiven upon satisfaction of certain requirements.

6. Administrative Loan Fees

The administrative loan fee program pays for the Fund's administration, including employee salaries and benefits. The program applies an administrative loan fee to all loans as provided for in Chapter 11-65 of the Hawaii Administrative Rules.

7. Capital Assets

Management capitalizes an asset if the cost is in excess of \$5,000 and the useful life exceeds one year. Purchased capital assets are valued at cost. Donated assets are recorded at their fair market value at the date of donation.

Depreciation expense is recorded in the financial statements. The straight-line method is utilized over the assets' estimated useful life. Generally, the useful life is three to seven years.

8. Accrued Vacation

Employees earn vacation leave at a rate of 14 hours for each month of service. Vacation leave can be accumulated up to a maximum of 720 hours at the end of the calendar year and is convertible to pay upon termination of service.

Included in accrued vacation is compensatory time off (CTO). Employees may elect to take CTO in lieu of cash payment for overtime worked. CTO can be accumulated up to 240 hours.

9. Accumulated Sick Leave

Sick leave accumulates at a rate of 14 hours for each month of service without limit, but may be taken only in the event of an illness and is not convertible to pay upon termination of employment. However, an employee who leaves government service in good standing with 60 days or more of unused sick leave is entitled to additional service credit in the Employees' Retirement System (ERS). At June 30, 2021, accumulated sick leave was approximately \$440,500

10. Net Position

Net position are restricted when constraints placed on them are either externally imposed or imposed by constitutional provisions or enabling legislation. Internally imposed designations of resources are not presented as restricted net position. When both restricted and unrestricted resources are available for use, generally, it is management's policy to use restricted resources first, then unrestricted resources as they are needed.

DWTRLF's net position is classified into two net position categories.

Net investment in capital assets consists of capital assets, net of accumulated depreciation and outstanding debt attributable to the acquisition, construction or improvement of those assets.

Restricted-expendable consists of restricted assets less liabilities whose use by the Fund are subject to externally-imposed stipulations that can be fulfilled by actions of the Fund pursuant to those stipulations or that expire by the passage of time.

SFY 2021 DWTRLF ANNUAL REPORT

NOTES TO FINANCIAL STATEMENTS *(continued)*

State of Hawaii Drinking Water Treatment Revolving Loan Fund

11. Administration Costs

The accompanying financial statements do not reflect certain administration costs incurred which are paid for by other sources of funding from DOH. These costs include the DOH and State’s overhead costs which DOH does not assess to the DWTRLF, since they are not practical to determine.

12. Fund Accounts

The DWTRLF consists of the State Revolving Fund (SRF) and non-SRF activity. The SRF activity consists exclusively of federal capitalization grant loans, state matching contributions, principal loan repayments, and interest from loans and other earning assets. Non-SRF activity consists of administrative loan fees and federal set aside funds.

13. Expenses

The statement of revenues, expenses and changes in net position presents expenses on a functional basis. The natural classifications of expenses are presented in the supplementary schedule of operating expenses.

14. Deferred Outflows of Resources and Deferred Inflows of Resources

Deferred outflows of resources represent a consumption of net position that applies to a future period and will not be recognized as an outflow of resources (expense) until that time. Deferred inflows of resources represent an acquisition of net position that applies to a future period and will not be recognized as an inflow of resources (revenue) until that time. The following is a breakdown of deferred outflows of resources and deferred inflows of resources as of June 30, 2021:

	Deferred Outflows of Resources	Deferred Inflows of Resources
Related to Pensions	\$ 452,768.20	\$ (361,654.80)
Related to Other Postemployment Benefits	160,966.28	(213,538.02)
	<u>\$ 613,734.48</u>	<u>\$ (575,192.82)</u>

15. Pensions

For purposes of measuring the net pension liability, deferred outflows of resources, and deferred inflows of resources related to pensions and pension expense, information about the fiduciary net position of the ERS, and additions to/deductions from the ERS fiduciary net position have been determined on the same basis as they are reported by the ERS. For this purpose, benefit payments (including refunds of employee contributions) are recognized when due and payable in accordance with benefit terms. Investments are reported at their fair value.

16. Other Post-employment Benefits (OPEB)

For purposes of measuring the net OPEB liability, deferred outflows of resources and deferred inflows of resources related to OPEB and OPEB expense, information about the fiduciary net position of the Hawaii Employer-Union Health Benefits Trust Fund (EUTF), and additions to/deductions from the EUTF's fiduciary net position have been determined on the same basis as they are reported by the EUTF. For this purpose, benefit payments are recognized when due and payable in accordance with the benefit terms. Investments are reported at their fair value.

17. Indirect Cost

The state charges the DWTRLF federal grants an indirect cost on direct salaries and wages, including all fringe benefits. It is determined based on a negotiated Federal indirect rate.

18. Due from State Treasury

Due from State Treasury includes amounts due from other State departments and agencies, primarily related to interest income, which were not received at the end of the fiscal year.

SFY 2021 DWTRLF ANNUAL REPORT

NOTES TO FINANCIAL STATEMENTS (continued)

State of Hawaii Drinking Water Treatment Revolving Loan Fund

NOTE C - LOANS RECEIVABLE

At June 30, 2021, the DWTRLF had outstanding loan receivables with the following government entities:

Thirteen loans with the City & County of Honolulu, Board of Water Supply; due in semiannual payments, including interest ranging from 0.00% to 1.15%, commencing not later than one year after project completion, notice to proceed, final loan disbursement or three years after loan agreement date. Final payment is due not later than twenty years after project completion. \$114,644,753.65

Twenty-one loans with the County of Hawaii, Water Board; due in semiannual payments, including interest ranging from 0.00% to 1.37%, commencing not later than one year after project completion, notice to proceed, final loan disbursement or three years after loan agreement date. Final payment is due not later than twenty years after project completion. 46,997,951.14

Sixteen loans with the County of Maui, Board of Water Supply; due in semiannual payments, including interest ranging from 0.00% to 1.00%, commencing not later than one year after project completion, notice to proceed, final loan disbursement or three years after loan agreement date. Final payment is due not later than twenty years after project completion. 43,777,970.17

Fifteen loans with the County of Kauai, Board of Water Supply; due in semiannual payments, including interest ranging from 0.16% to 1.37%, commencing not later than one year after project completion, notice to proceed, final loan disbursement or three years after loan agreement date. Final payment is due not later than twenty years after project completion. 14,411,883.29

	219,832,558.25
Less: current maturities	(14,431,662.28)
	<u>\$205,400,895.97</u>

SFY 2021 DWTRLF ANNUAL REPORT

NOTES TO FINANCIAL STATEMENTS *(continued)*

State of Hawaii Drinking Water Treatment Revolving Loan Fund

Loans are expected to mature at various dates through 2041. The scheduled principal payments on loans maturing in subsequent years are as follows:

SFY2022	\$ 14,431,662.28
SFY2023	\$ 13,936,818.31
SFY2024	\$ 14,008,500.54
SFY2025	\$ 14,059,744.59
SFY2026	\$ 14,074,389.76
SFY2027-2031	\$ 68,073,667.77
SFY2032-2036	\$ 56,597,151.99
SFY2037-2041	\$ 24,650,623.01
	\$219,832,558.25

Management believes that all loans will be repaid according to the loan terms or portions will be forgiven upon satisfaction of certain requirements; accordingly, no provision for uncollectible amounts has been recorded.

In fiscal year 2021, \$949,373.45 in loans were forgiven. Loans and advances forgiven are performed in accordance with the required conditions.

As of June 30, 2021, \$4,250,000 was earmarked to the County of Maui, Board of Water Supply under an existing commitment notice.

City & County of Honolulu, Board of Water Supply	\$ -
County of Hawaii, Water Board	-
County of Kauai, Board of Water Supply	-
County of Maui, Board of Water Supply	4,250,000.00
Private Water Systems	-
Total	\$ 4,250,000.00

NOTE D - CONTRIBUTED CAPITAL

The DWTRLF is capitalized by grants from EPA authorized by Section 1452 of the Safe Drinking Water Act (the Act) and matching funds from the State. As of June 30, 2021, EPA has awarded \$215,723,548.00 to the State of Hawaii, of which \$210,290,130.33 has been drawn down for loans and set asides and the remaining \$1,517,650.00 is related to EPA in-kind draws. Total draws including EPA in-kind draws is \$211,807,780.33.

SFY 2021 DWTRLF ANNUAL REPORT

NOTES TO FINANCIAL STATEMENTS *(continued)*

State of Hawaii Drinking Water Treatment Revolving Loan Fund

The following summarizes the EPA capitalization grants, amounts drawn on each grant, and the balances available for future loans at June 30, 2021:

Budget Period	FFY	Amount	DWTRLF Cash Draws	EPA Draws* (deducted prior to issuance of cap grant)	Funds Available
Balance from Previous Years:	97-14	157,259,558.00	157,259,558.00	551,500.00 1	0.00
10/01/2015 - 06/30/2019	15	8,787,000.00	8,787,000.00	586,000.00 2	0.00
10/01/2016 - 06/30/2020	16	8,312,000.00	8,312,000.00	315,000.00 3	0.00
10/01/2017 - 06/30/2022	17	8,242,990.00	8,242,990.00	65,150.00 4	0.00
10/01/2018 - 06/30/2023	18	11,107,000.00	11,067,000.00	0.00	40,000.00
10/01/2019 - 06/30/2022	19	11,004,000.00	9,909,492.33	0.00	1,094,507.67
07/01/2020 - 06/30/2025	20	11,011,000.00	8,229,740.00	0.00	2,781,260.00
		215,723,548.00	211,807,780.33	1,517,650.00	3,915,767.67

*Amount was deducted prior to issuance of cap grant. Therefore, the amount shows up in EPA's records and not in FAMIS.

1 \$25,000.00 deducted as in kind from the 2000 grant, from Administrative Expenses set-aside.;\$50,000.00 deducted as in kind from the 2000 grant, from State Program Management set-aside.;\$24,000.00 deducted as in kind from the 2001 grant, from State Program Management set-aside.;\$2,500.00 deducted as in kind from the 2005 grant, from Administrative Expenses set-aside.;\$450,000.00 deducted as in kind from the 2013 grant, from Administrative Expenses set-aside.

2 \$586,000.00 deducted as in kind from the 2015 grant, from Administrative Expenses set-aside.

3 \$315,000.00 deducted as in kind from the 2016 grant, from Administrative Expenses set-aside.

4 \$147,000.00 deducted as in kind from the 2017 grant, from Administrative Expenses set-aside, for: \$81,850 was transferred back to the loan fund during a grant amendment in FFY 19. Therefore, \$65,150 shows up in EPA's records and not in FAMIS..

The State is required to match 20 percent of the estimated amount of the grant from the EPA and does so in the year that the capitalization grant is awarded. Through June 30, 2021, the Fund was in compliance with the 20 percent State matching requirement. The required State match through June 30, 2021 approximated \$43.1 million, of which the entire amount has been utilized.

The table below summarizes the state match funds for each EPA capitalization grant awarded to the DWTRLF. The list shows the federal fiscal year (grant year), source of state funds, and dollar amount of state match for each EPA capitalization grant as of June 30, 2021.

SFY 2021 DWTRLF ANNUAL REPORT

NOTES TO FINANCIAL STATEMENTS *(continued)*

State of Hawaii Drinking Water Treatment Revolving Loan Fund

Federal Fiscal Year	Source of State Funds	20% State Match Amount
Balances from previous years (1997 – 2013):		\$ 29,694,500.00
2014	Act 122/14	
	Total 14 Match	\$ 1,757,412.00
2015	Act 119/15	
	Total 15 Match	\$ 1,757,400.00
2016	Act 124/16	
	Total 16 Match	\$ 1,662,400.00
2017	Act 49/17	
	Total 17 Match	\$ 1,648,598.00
2018	Act 106/12 Act 53/18	
	Total 18 Match	\$ 2,221,400.00
2019	Act 40/19	
	Total 19 Match	\$ 2,200,800.00
2020	Act 006/20	
	Total 20 Match	\$ 2,202,200.00
	Total 20% State Match	<u>\$ 43,144,710.00</u>

NOTE E - CAPITAL ASSETS

Capital asset activity for the fiscal year ended June 30, 2021 was as follows:

	Balance at July 1, 2020	Additions	Retirements/ Disposals	Balance at June 30, 2021
Equipment	\$2,113,681.05	\$ -	\$ -	\$2,113,681.05
Intangible Assets - Software	648,898.63	-	-	648,898.63
Accumulated Depreciation	(2,062,442.55)	(221,501.42)	-	(2,283,943.97)
	<u>\$ 700,137.13</u>	<u>\$(221,501.42)</u>	<u>\$ -</u>	<u>\$ 478,635.71</u>

NOTE F – ACCRUED VACATION

The changes to the accrued vacation liability during 2021 were as follows:

Balance at July 1, 2020	\$ 221,116
Increase	22,416
Decrease	<u>(50,767)</u>
Balance at June 30, 2021	192,765
Less: Current portion	<u>(50,178)</u>
Noncurrent portion	<u>\$ 142,587</u>

NOTE G - EMPLOYEE BENEFIT PLANS

1. Pension Plan

Plan Description

Generally, all full-time employees of the State and counties are required to be members of the ERS, a cost-sharing multiple-employer defined benefit pension plan that administers the State's pension benefits program. Benefits, eligibility and contribution requirements are governed by Hawaii Revised Statutes (HRS) Chapter 88 and can be amended through legislation. The ERS issues publicly available annual financial reports that can be obtained at the ERS website: <http://ers.ehawaii.gov/resources/financials>.

Benefits Provided

The ERS Pension Trust is comprised of three pension classes for membership purposes and considered to be a single plan for accounting purposes since all assets of the ERS may legally be used to pay the benefits of any of the ERS members or beneficiaries. The ERS provides retirement, disability and death benefits with three membership classes known as the noncontributory, contributory and hybrid retirement plans. The three classes provide a monthly retirement allowance equal to the benefit multiplier (generally 1.25% to 2.25%) multiplied by the average final compensation multiplied by years of credited service. Average final compensation for members hired prior to July 1, 2012 is an average of the highest salaries during any three years of credited service, excluding any salary paid in lieu of vacation for members hired January 1, 1971 or later and the average of the highest salaries during any five years of credited service including any salary paid in lieu of vacation for members hired prior to January 1, 1971. For members hired after June 30, 2012, average final compensation is an average of the highest salaries during any five years of credited service excluding any salary paid in lieu of vacation.

Each retiree's original retirement allowance is increased on each July 1 beginning the calendar year after retirement. Retirees first hired as members prior to July 1, 2012 receive a 2.5% increase each year of their original retirement allowance without a ceiling. Retirees first hired as members after June 30, 2012 receive a 1.5% increase each year of their original retirement allowance without a ceiling. The annual increase is not compounded.

The following summarizes the provisions relevant to the largest employee groups of the respective membership class. Retirement benefits for certain groups, such as police officers, firefighters, some investigators, sewer workers, judges, and elected officials, vary from general employees.

Noncontributory Class

- Retirement Benefits – General employees’ retirement benefits are determined as 1.25% of average final compensation multiplied by the years of credited service. Employees with ten years of credited service are eligible to retire at age 62. Employees with 30 years of credited service are eligible to retire at age 55.
- Disability Benefits – Members are eligible for service-related disability benefits regardless of length of service and receive a lifetime pension of 35% of their average final compensation. Ten years of credited service is required for ordinary disability. Ordinary disability benefits are determined in the same manner as retirement benefits but are payable immediately, without an actuarial reduction, and at a minimum of 12.5% of average final compensation.
- Death Benefits – For service-connected deaths, the surviving spouse/reciprocal beneficiary receives a monthly benefit of 30% of the average final compensation until remarriage or re-entry into a new reciprocal beneficiary relationship. Additional benefits are payable to surviving dependent children up to age 18. If there is no spouse/reciprocal beneficiary or surviving dependent children, no benefit is payable.
- Ordinary death benefits are available to employees who were active at time of death with at least ten years of credited service. The surviving spouse/reciprocal beneficiary (until remarriage/reentry into a new reciprocal beneficiary relationship) and surviving dependent children (up to age 18) receive a benefit equal to a percentage of the member’s accrued maximum allowance unreduced for age or, if the member was eligible for retirement at the time of death, the surviving spouse/reciprocal beneficiary receives 100% joint and survivor lifetime pension and the surviving dependent children receive a percentage of the member’s accrued maximum allowance unreduced for age.

Contributory Class for Members Hired Prior to July 1, 2012

- Retirement Benefits - General employees’ retirement benefits are determined as 2% of average final compensation multiplied by the years of credited service. General employees with five years of credited service are eligible to retire at age 55.

Police officers and firefighters’ retirement benefits are determined using the benefit multiplier of 2.5% for qualified service, up to a maximum of 80% of average final compensation. Police officers and firefighters with five years of credited service are eligible to retire at age 55. Police officers and firefighters with 25 years of credited

SFY 2021 DWTRLF ANNUAL REPORT

NOTES TO FINANCIAL STATEMENTS *(continued)*

State of Hawaii Drinking Water Treatment Revolving Loan Fund

service are eligible to retire at any age, provided the last five years is service credited in these occupations.

- **Disability Benefits** - Members are eligible for service-related disability benefits regardless of length of service and receive a one-time payment of the member's contributions and accrued interest plus a lifetime pension of 50% of their average final compensation. Ten years of credited service is required for ordinary disability. Ordinary disability benefits are determined as 1.75% of average final compensation multiplied by the years of credited service but are payable immediately, without an actuarial reduction, and at a minimum of 30% of average final compensation.

Death Benefits - For service-connected deaths, the surviving spouse/reciprocal beneficiary receives a lump sum payment of the member's contributions and accrued interest plus a monthly benefit of 50% of the average final compensation until remarriage or re-entry into a new reciprocal beneficiary relationship. If there is no surviving spouse/reciprocal beneficiary, surviving dependent children (up to age 18) or dependent parents are eligible for the monthly benefit. If there is no spouse/reciprocal beneficiary or surviving dependent children/parents, the ordinary death benefit is payable to the designated beneficiary.

- Ordinary death benefits are available to employees who were active at time of death with at least one year of service. Ordinary death benefits consist of a lump sum payment of the member's contributions and accrued interest plus a percentage of the salary earned in the 12 months preceding death, or 50% joint and survivor lifetime pension if the member was not eligible for retirement at the time of death but was credited with at least ten years of service and designated one beneficiary, or 100% joint and survivor lifetime pension if the member was eligible for retirement at the time of death and designated one beneficiary.

Contributory Class for Members Hired After June 30, 2012

- **Retirement Benefits** - General employees' retirement benefits are determined as 1.75% of average final compensation multiplied by the years of credited service. General employees with ten years of credited service are eligible to retire at age 60.

Police officers and firefighters' retirement benefits are determined using the benefit multiplier of 2.25% for qualified service, up to a maximum of 80% of average final compensation. Police officers and firefighters with ten years of credited service are eligible to retire at age 60. Police officers and firefighters with 25 years of credited

service are eligible to retire at age 55, provided the last five years is service credited in these occupations.

- Disability and Death Benefits - Members are eligible for service-related disability benefits regardless of length of service and receive a lifetime pension of 50% of their average final compensation plus refund of contributions and accrued interest. Ten years of credited service is required for ordinary disability.

For police officers and firefighters, ordinary disability benefits are 1.75% of average final compensation for each year of service and are payable immediately, without an actuarial reduction, at a minimum of 30% of average final compensation.

Death benefits for contributory members hired after June 30, 2012 are generally the same as those for contributory members hired June 30, 2012 and prior.

Hybrid Class for Members Hired Prior to July 1, 2012

- Retirement Benefits – General employees’ retirement benefits are determined as 2% of average final compensation multiplied by the years of credited service. General employees with five years of credited service are eligible to retire at age 62. General employees with 30 years of credited service are eligible to retire at age 55.
- Disability Benefits – Members are eligible for service-related disability benefits regardless of length of service and receive a lifetime pension of 35% of their average final compensation plus refund of their contributions and accrued interest. Ten years of credited service is required for ordinary disability. Ordinary disability benefits are determined in the same manner as retirement benefits but are payable immediately, without an actuarial reduction, and at a minimum of 25% of average final compensation.
- Death Benefits – For service-connected deaths, the designated surviving spouse/reciprocal beneficiary receives a lump sum payment of the member’s contributions and accrued interest plus a monthly benefit of 50% of the average final compensation until remarriage or re-entry into a new reciprocal beneficiary relationship. If there is no surviving spouse/reciprocal beneficiary, surviving dependent children (up to age 18) or dependent parents are eligible for the monthly benefit. If there is no spouse/reciprocal beneficiary or surviving dependent children/parents, the ordinary death benefit is payable to the designated beneficiary.

Ordinary death benefits are available to employees who were active at time of death with at least five years of service. Ordinary death benefits consist of a lump sum payment of the member’s contributions and accrued interest plus a percentage multiplied by 150%, or 50% joint and survivor lifetime pension if the member was not eligible for retirement at the time of death but was credited with at least ten years of service and designated one beneficiary, or 100% joint and survivor lifetime pension if the member was eligible for retirement at the time of death and designated one beneficiary.

Hybrid Class for Members Hired After June 30, 2012

- Retirement Benefits – General employees’ retirement benefits are determined as 1.75% of average final compensation multiplied by the years of credited service. General employees with ten years of credited service are eligible to retire at age 65. Employees with 30 years of credited service are eligible to retire at age 60. Sewer workers, water safety officers, and emergency medical technicians may retire with 25 years of credited service at age 55.
- Disability and Death Benefits – Provisions for disability and death benefits generally remain the same except for ordinary death benefits. Ordinary death benefits are available to employees who were active at time of death with at least ten years of service. Ordinary death benefits consist of a lump sum payment of the member’s contributions and accrued interest, or 50% joint and survivor lifetime pension if the member was not eligible for retirement at the time of death but was credited with at least ten years of service and designated one beneficiary, or 100% joint and survivor lifetime pension if the member was eligible for retirement at the time of death and designated one beneficiary.

Contributions

Contributions are governed by HRS Chapter 88 and may be amended through legislation. The employer rate is set by statute based on the recommendations of the ERS actuary resulting from an experience study conducted every five years. Since July 1, 2005, the employer contribution rate is a fixed percentage of compensation, including the normal cost plus amounts required to pay for the unfunded actuarial accrued liabilities. The contribution rates for fiscal year 2021 were 41% for police officers and firefighters and 24% for all other employees. Contributions to the pension plan from the DWTRLF were \$214,005 for the fiscal year ended June 30, 2021.

Per Act 17, Session Laws of Hawaii (SLH) 2017, employer contributions from the State and counties are expected to increase over four years beginning July 1, 2017. The rate for police officers and firefighters increased to 41% on July 1, 2020. The rate for all other employees increased to 24% on July 1, 2020.

The employer is required to make all contributions for noncontributory members. Contributory members hired prior to July 1, 2012 are required to contribute 7.8% of their salary, except for police officers and firefighters who are required to contribute 12.2% of their salary. Contributory members hired after June 30, 2012 are required to contribute 9.8% of their salary, except for police officers and firefighters who are required to contribute 14.2% of their salary. Hybrid

SFY 2021 DWTRLF ANNUAL REPORT

NOTES TO FINANCIAL STATEMENTS *(continued)*

State of Hawaii Drinking Water Treatment Revolving Loan Fund

members hired prior to July 1, 2012 are required to contribute 6.0% of their salary. Hybrid members hired after June 30, 2012 are required to contribute 8.0% of their salary.

Pension Liabilities, Pension Expense, and Deferred Outflows of Resources and Deferred Inflows of Resources Related to Pensions

At June 30, 2021, the DWTRLF reported a liability of \$2,858,575 for its proportionate share of the net pension liability of the State. The net pension liability was measured as of June 30, 2020, and the total pension liability used to calculate the net pension liability was determined by an actuarial valuation as of that date. The State's proportion of the net pension liability was based on a projection of the State's long-term share of contributions to the pension plan relative to projected contributions of all participants, actuarially determined. The DWTRLF's proportion of the net pension liability was based on an allocation of the State's net pension liability based on the proportionate share of qualified payroll. At June 30, 2020 and 2019, the DWTRLF's proportion of the State's share was 0.03% and 0.04%, respectively.

There was no change in actuarial assumptions as of June 30, 2019 to June 30, 2020.

There were no changes between the measurement date, June 30, 2020, and the reporting date, June 30, 2021, that are expected to have a significant effect on the proportionate share of the net pension liability.

SFY 2021 DWTRLF ANNUAL REPORT

NOTES TO FINANCIAL STATEMENTS *(continued)*

State of Hawaii Drinking Water Treatment Revolving Loan Fund

For the year ended June 30, 2021, the DWTRLF recognized pension expense of \$362,778. At June 30, 2021, the DWTRLF reported deferred outflows of resources and deferred inflows of resources related to pensions from the following sources:

	Deferred Outflows of Resources	Deferred Inflows of Resources
Net differences between expected and actual experience	\$ 89,451	\$ --
Changes in assumptions	125,899	(47)
Net difference between projected and actual earnings on pension plan investments	--	(349,368)
Changes in proportion and difference between DWTRLF contributions and proportionate share of contributions	23,413	(12,240)
DWTRLF contributions subsequent to the measurement date	<u>214,005</u>	<u>--</u>
	<u>\$ 452,768</u>	<u>\$ (361,655)</u>

At June 30, 2021, the \$214,005 reported as deferred outflows of resources related to pensions resulting from DWTRLF contributions subsequent to the measurement date will be recognized as a reduction of the net pension liability in the fiscal year ended June 30, 2022.

Other amounts reported as deferred outflows of resources and deferred inflows of resources related to pensions will be recognized in pension expense as follows:

<u>Fiscal Year Ending June 30,</u>	<u>Amount</u>
2022	\$ (31,107)
2023	(33,956)
2024	(34,016)
2025	(19,379)
2026	(4,434)
Total	<u>\$(122,892)</u>

SFY 2021 DWTRLF ANNUAL REPORT

NOTES TO FINANCIAL STATEMENTS *(continued)*

State of Hawaii Drinking Water Treatment Revolving Loan Fund

Actuarial Assumptions

The total pension liability in the June 30, 2020 actuarial valuation was determined using the following actuarial assumptions adopted by the Board of Trustees of the Employees’ Retirement System of the State of Hawaii on August 12, 2019, based on the 2018 Experience Study for the five-year period from July 1, 2013 through June 30, 2018:

Inflation	2.50%
Payroll growth rate	3.50%
Investment rate of return	7.00% per year, compounded annual including inflation

There were no changes to ad hoc postemployment benefits including cost of living allowances.

Post-retirement mortality rates are based on the 2019 Public Retirees of Hawaii mortality table with adjustments based on generational projections of the BB projection table for 2019 and full generational projections in future years. Pre-retirement mortality rates are based on multiples of the Pub-2010 mortality table based on the occupation of the member.

The long-term expected rate of return on pension plan investments was determined using a “top down approach” of the Client-Constrained Simulation-based Optimization Model (a statistical technique known as “re-sampling with a replacement” that directly keys in on specific plan-level risk factors as stipulated by the ERS’s Board of Trustees) in which best-estimate ranges of expected future real rates of return (expected returns, net of pension plan investment expense and inflation) are developed for each major asset class. These ranges are combined to produce the long-term expected rate of return by weighting the expected future nominal rates of return (real returns and inflation) by the target asset allocation percentage.

The target asset allocation and best estimates of geometric real rates of return for each major asset class are summarized in the following table:

Strategic Allocation (risk-based classes)	Target Allocation	Long-term Expected Real Rate of Return
Broad growth	63.0%	7.9%
Diversifying Strategies	37.0%	3.7%
	100.0%	

SFY 2021 DWTRLF ANNUAL REPORT

NOTES TO FINANCIAL STATEMENTS *(continued)*

State of Hawaii Drinking Water Treatment Revolving Loan Fund

Discount Rate

The discount rate used to measure the net pension liability was 7.00%, consistent with the rate used at the prior measurement date. The projection of cash flows used to determine the discount rate assumed that employee contributions will be made at the current contribution rate and that contributions from the State will be made at statutorily required rates, actuarially determined. Based on those assumptions, the pension plan’s fiduciary net position was projected to be available to make all projected future benefit payments of current active and inactive employees. Therefore, the long-term expected rate of return on pension plan investments was applied to all periods of projected benefit payments to determine the total pension liability.

Sensitivity of the DWTRLF’s Proportionate Share of the Net Pension Liability to Changes in the Discount Rate

The following presents the DWTRLF’s proportionate share of the net pension liability calculated using the discount rate of 7.00%, as well as what the DWTRLF’s proportionate share of the net pension liability would be if it were calculated using a discount rate that is one percentage point lower (6.00%) or one percentage point higher (8.00%) than the current rate:

	<u>1% Decrease (6.00%)</u>	<u>Discount Rate (7.00%)</u>	<u>1% Increase (8.00%)</u>
DWTRLF’s proportionate share of the net pension liability	<u>\$3,672,227</u>	<u>\$2,858,575</u>	<u>\$2,187,795</u>

Pension Plan Fiduciary Net Position

The pension plan’s fiduciary net position is determined on the same basis used by the pension plan. The ERS’s financial statements are prepared using the accrual basis of accounting under which expenses are recorded when the liability is incurred, and revenues are recorded in the accounting period in which they are earned and become measurable. Employer and member contributions are recognized in the period in which the contributions are due. Benefits and refunds are recognized when due and payable in accordance with the terms of the plan. Investment purchases and sales are recorded as of their trade date. Administrative expenses are financed exclusively with investment income.

There were no significant changes after the report measurement date. Detailed information about the pension plan's fiduciary net position is available in the separately issued ERS financial report. The ERS's complete financial statements are available at <http://ers.ehawaii.gov/resources/financials>.

The State's comprehensive annual financial report contains further disclosures related to the State's proportionate share of the net pension liability and employer pension contributions.

Payables to the Pension Plan

At June 30, 2021, there was no payable to the ERS.

2. Deferred Compensation Plan

The State offers its employees a deferred compensation plan created in accordance with Internal Revenue Code Section 457. The plan, available to all State employees, permits employees to defer a portion of their salary until future years. The deferred compensation is not available to employees until termination, retirement, death, or an unforeseeable emergency.

All plan assets are held in a trust fund to protect them from claims of general creditors. The State has no responsibility for loss due to the investment or failure of investment of funds and assets in the plan, but has the duty of due care that would be required of an ordinary prudent investor.

3. Postemployment Health Care and Life Insurance Benefits

Plan Description

The State provides certain health care and life insurance benefits to all qualified employees. Pursuant to Act 88, SLH 2001, the State contributes to the Hawaii Employer-Union Health Benefits Trust Fund (EUTF), an agent multiple-employer defined benefit plan that replaced the Hawaii Public Employees Health Fund effective July 1, 2003. The EUTF was established to provide a single delivery system of health benefits for state and county workers, retirees, and their dependents. The EUTF issues an annual financial report that is available to the public at <https://eutf.hawaii.gov/reports/>. The report may also be obtained by writing to the EUTF at P.O. Box 2121, Honolulu, Hawaii 96805-2121.

SFY 2021 DWTRLF ANNUAL REPORT

NOTES TO FINANCIAL STATEMENTS *(continued)*

State of Hawaii Drinking Water Treatment Revolving Loan Fund

For employees hired before July 1, 1996, the State pays the entire base monthly contribution for employees retiring with ten years or more of credited service, and 50% of the base monthly contribution for employees retiring with fewer than ten years of credited service. A retiree can elect a family plan to cover dependents.

For employees hired after June 30, 1996 but before July 1, 2001, and who retire with less than ten years of service, the State makes no contributions. For those retiring with at least ten years but fewer than 15 years of service, the State pays 50% of the base monthly contribution. For employees retiring with at least 15 years but fewer than 25 years of service, the State pays 75% of the base monthly contribution. For employees retiring with at least 25 years of service, the State pays 100% of the base monthly contribution. Retirees in this category can elect a family plan to cover dependents.

For employees hired on or after July 1, 2001, and who retire with less than ten years of service, the State makes no contributions. For those retiring with at least ten years but fewer than 15 years of service, the State pays 50% of the base monthly contribution. For those retiring with at least 15 years but fewer than 25 years of service, the State pays 75% of the base monthly contribution. For employees retiring with at least 25 years of service, the State pays 100% of the base monthly contribution. Only single plan coverage is provided for retirees in this category. Retirees can elect family coverage but must pay the difference.

State Policy

The actuarial valuation of the EUTF does not provide OPEB information by department or agency. Accordingly, the State's policy on the accounting and reporting for OPEB is to allocate a portion of the State's net OPEB liability, deferred inflows and outflows, and OPEB expense, to component units and proprietary funds that are reported separately in stand-alone departmental financial statements or in the state's Comprehensive Annual Financial Report (CAFR). The basis for the allocation is the proportionate share of contributions made by each component unit or proprietary fund for retiree health benefits.

Contributions

Contributions are governed by HRS Chapter 87A and may be amended through legislation. Contributions to the OPEB plan from the DWTRLF was \$99,402 for the fiscal year ended June 30, 2021. The employer is required to make all contributions for members.

SFY 2021 DWTRLF ANNUAL REPORT

NOTES TO FINANCIAL STATEMENTS *(continued)*

State of Hawaii Drinking Water Treatment Revolving Loan Fund

OPEB Liabilities, OPEB Expense, and Deferred Outflows of Resources and Deferred Inflows of Resources Related to OPEB

At June 30, 2021, the DWTRLF reported a net OPEB liability of \$2,653,393 for its proportionate share of net OPEB liability of the State. The net OPEB liability was measured as of July 1, 2020, and the total OPEB liability used to calculate the net OPEB liability was determined by an actuarial valuation as of that date. The State’s proportion of the net OPEB liability was based on a projection of the State’s long-term share of contributions to the EUTF relative to projected contributions of all participants, actuarially determined. The DWTRLF’s proportion of the net OPEB liability was based on an allocation of the State’s net OPEB liability based on the proportionate share of qualified payroll. At June 30, 2020 and 2019, the DWTRLF’s proportion of the State’s share was 0.03%.

There were no changes between the measurement date, July 1, 2020, and the reporting date, June 30, 2021, that are expected to have a significant effect on the proportionate share of the net OPEB liability.

For the year ended June 30, 2021, the DWTRLF recognized OPEB expense of \$210,381. At June 30, 2021, the DWTRLF reported deferred outflows of resources and deferred inflows of resources related to OPEB from the following sources:

	Deferred Outflows of Resources	Deferred Inflows of Resources
Differences between expected and actual experience	\$ --	\$ (200,083)
Changes in assumptions	32,750	(13,455)
Net difference between projected and actual earnings on OPEB plan investments	28,814	--
DWTRLF contributions subsequent to the measurement date	99,402	--
	<u>\$ 160,966</u>	<u>\$ (213,538)</u>

At June 30, 2021, the \$99,402 reported as deferred outflows of resources related to OPEB resulting from DWTRLF contributions subsequent to the measurement date will be recognized as a reduction of the net OPEB liability in the year ending June 30, 2022.

SFY 2021 DWTRLF ANNUAL REPORT

NOTES TO FINANCIAL STATEMENTS *(continued)*

State of Hawaii Drinking Water Treatment Revolving Loan Fund

Other amounts reported as deferred outflows of resources and deferred inflows of resources related to OPEB will be recognized in OPEB expense as follows:

Fiscal Year Ending June 30,	Amount
2022	\$ (31,797)
2023	(31,798)
2024	(30,998)
2025	(26,567)
2026	(30,814)
Total	<u>\$ (151,974)</u>

Actuarial Assumptions

The total OPEB liability in the July 1, 2020 actuarial valuation was determined using the following actuarial assumptions adopted by the EUTF’s Board of Trustees on January 13, 2020, based on the experience study covering the five-year period ended June 30, 2018 as conducted for ERS:

Inflation	2.50%
Salary increases	3.50% to 7.00% including inflation
Investment rate of return	7.00%
Healthcare cost trend rates	
PPO*	Initial rate of 7.50%; declining to a rate of 4.70% after 13 years
HMO*	Initial rate of 7.50%; declining to a rate of 4.70% after 13 years
Contribution	Initial rate of 5.00%; declining to a rate of 4.70% after 10 years
Dental	Initial rate of 5.00% for the first year; followed by 4.00% for all future years
Vision	Initial rate of 0.00% for the first year; followed by 2.50% for all future years
Life insurance	0.00%

* Blended rates for medical and prescription drugs.

Mortality rates are based on system-specific mortality tables utilizing scale BB to project generational mortality improvement.

The long-term expected rate of return on OPEB plan investments was determined using a building-block method in which best-estimate ranges of expected future real rates of return (expected returns, net of OPEB plan investment expense and inflation) are developed for each major asset class. These ranges are combined to produce the long-term expected rate of return

SFY 2021 DWTRLF ANNUAL REPORT

NOTES TO FINANCIAL STATEMENTS (continued)

State of Hawaii Drinking Water Treatment Revolving Loan Fund

by weighting the expected future real rates of return by the target asset allocation percentage and by adding expected inflation. The target allocation and best estimates of arithmetic real rates of return for each asset class are summarized in the following table:

Asset Class	Target Allocation	Long-term Expected Rate of Return
Private equity	10.0%	9.66%
U.S. microcap	6.0%	7.85%
U.S. equity	14.0%	6.23%
Non-U.S. equity	16.0%	7.72%
Global options	6.0%	4.65%
Core real estate	10.0%	5.98%
Private credit	6.0%	5.50%
Core bonds	3.0%	0.08%
TIPS	5.0%	0.11%
Long treasuries	6.0%	0.86%
Alternative risk premia	5.0%	1.56%
Trend following	8.0%	2.12%
Reinsurance	5.0%	4.34%
	<u>100.0%</u>	

Single Discount Rate

The discount rate used to measure the net OPEB liability was 7.00%, based on the expected rate of return on OPEB plan investments of 7.00%. Beginning with the fiscal year 2019 contribution, the State’s funding policy is to pay the recommended actuarially determined contribution, which is based on layered, closed amortization periods. In July 2020, the Governor’s office issued the Tenth Proclamation related to the COVID-19 Emergency, allowing employers of the EUTF to suspend ACT 268 contributions for the fiscal year ending June 30, 2021 and instead limit their contribution amounts to the OPEB benefits due. This temporary ACT 268 suspension would not derail the plan’s long-term funding progress. Even if ACT 268 is suspended through fiscal year ending June 30, 2025, as is being discussed, the OPEB plan’s fiduciary net position is expected to be available to make all projected future benefit payments of current plan members. Act 229, SLH 2021 suspends the contribution requirement for fiscal years 2022 and 2023. The State has made its full Annual Required Contribution in fiscal year 2021 and intends to make contributions for fiscal years 2022 and 2023. Therefore, the long-term expected rate of return on OPEB plan investments was applied to all periods of projected benefit payments to determine the total OPEB liability.

SFY 2021 DWTRLF ANNUAL REPORT

NOTES TO FINANCIAL STATEMENTS *(continued)*

State of Hawaii Drinking Water Treatment Revolving Loan Fund

OPEB Plan Fiduciary Net Position

The OPEB plan’s fiduciary net position has been determined on the same basis used by the OPEB plan. The EUTF’s financial statements are prepared using the accrual basis of accounting under which revenues are recorded when earned and expenses are recorded at the time liabilities are incurred, regardless of the timing of the cash flows. Employer contributions are recognized in the period in which the contributions are due. Benefits and refunds are recognized when due and payable in accordance with the terms of the plan. Investment purchases and sales are recorded on a trade-date basis. Administrative expenses are financed exclusively with investment income.

There were no significant changes after the report measurement date. Detailed information about the OPEB plan’s fiduciary net position is available in the separately issued EUTF financial report. The EUTF’s complete financial statements are available at <https://eutf.hawaii.gov/reports/>.

Changes in Net OPEB Liability

The following table represents a schedule of changes in the net OPEB liability. The ending balances are as of the measurement date, July 1, 2020.

	Total OPEB Liability	Plan Fiduciary Net Position	Net OPEB Liability
Beginning balance	\$ 3,379,893	\$ 562,494	\$ 2,817,399
Service cost	67,055	--	67,055
Interest on the total OPEB liability	215,331	--	215,331
Difference between expected and actual experience	(197,142)	--	(197,142)
Changes of assumptions	(16,142)	--	(16,142)
Employer contributions	--	221,301	(221,301)
Net investment income	--	11,816	(11,816)
Benefit payments	(99,033)	(99,033)	--
Administrative expense	--	(83)	83
Other	--	74	(74)
Net changes	(29,931)	134,075	(164,006)
Ending balance	\$ 3,349,962	\$ 696,569	\$ 2,653,393

SFY 2021 DWTRLF ANNUAL REPORT

NOTES TO FINANCIAL STATEMENTS *(continued)*

State of Hawaii Drinking Water Treatment Revolving Loan Fund

Sensitivity of the DWTRLF's Proportionate Share of the Net OPEB Liability to Changes in the Discount Rate and Healthcare Cost Trend Rates

The following table presents the DWTRLF's proportionate share of the net OPEB liability calculated using the discount rate of 7.00%, as well as what the DWTRLF's proportionate share of the net OPEB liability would be if it were calculated using a discount rate that is one percentage point lower (6.00%) or one percentage point higher (8.00%) than the current discount rate:

	<u>1% Decrease (6.00%)</u>	<u>Discount Rate (7.00%)</u>	<u>1% Increase (8.00%)</u>
DWTRLF's proportionate share of the net OPEB liability	<u>\$ 3,183,872</u>	<u>\$2,653,393</u>	<u>\$ 2,235,377</u>

The following table presents the DWTRLF's proportionate share of the net OPEB liability calculated using the assumed healthcare cost trend rate, as well as what the DWTRLF's proportionate share of the net OPEB liability would be if it were calculated using the trend rate that is one percentage point lower or one percentage point higher than the current healthcare cost trend rate:

	<u>1% Decrease</u>	<u>Healthcare Cost Trend Rate</u>	<u>1% Increase</u>
DWTRLF's proportionate share of the net OPEB liability	<u>\$ 2,216,467</u>	<u>\$2,653,393</u>	<u>\$ 3,218,551</u>

Required Supplementary Information and Disclosures

The State's CAFR includes the required note disclosures and supplementary information on the State's OPEB plan.

NOTE H - INSURANCE COVERAGE

Insurance coverage is maintained at the State level. The State is self-insured for substantially all perils including workers' compensation. Expenditures for workers' compensation and other insurance claims are appropriated annually from the State's general fund.

DOH is covered by the State's self-insured workers' compensation program for medical expenses of injured DOH employees. However, the DOH is required to pay temporary total and temporary partial disability benefits as long as the employee is on the DOH's payroll. Because actual claim liabilities depend on such complex factors as inflation, changes in legal doctrines, and damage awards, the process used in computing claims liability does not necessarily result in an exact amount. Claim liabilities may be re-evaluated periodically to take into consideration recently settled claims, the frequency of claims, and other economic and social factors.

Workers' compensation benefit claims reported as well as incurred but not reported were reviewed at year end. The estimated losses from these claims were not material.

SFY 2021 DWTRLF ANNUAL REPORT

ATTACHMENT 6: SUMMARY OF ACTIVE PROJECTS IN SFY 2021

HANA WATER SYSTEMS

P-DW243-0001 KAELEKU TANK REPLACEMENT

LOAN AMOUNT: \$ 1,000,000.00
PRINCIPAL FORGIVENESS: \$ 1,000,000.00 (100.0%)
AMOUNT DISBURSED IN SFY 2021: \$ 11,050.00
PUBLIC WATER SYSTEM (PWS) 243 SERVICE
POPULATION: 160

Project Description: Decommission old 50,000-gallon water tank and construct two replacement 50,000-gallon water tanks to protect public health and update aging infrastructure.



▲ New 50,000-gallon tanks

KUNIA VILLAGE TITLE HOLDING CORP.

P-DW303-0001 KUNIA VILLAGE POTABLE WATER SYSTEM UPGRADES



▲ New 228k-gallon steel tanks

LOAN AMOUNT: \$ 1,621,805.00
PRINCIPAL FORGIVENESS: \$ 1,621,805.00 (100.0%)
AMOUNT DISBURSED IN SFY 2021: \$ 938,323.45
PUBLIC WATER SYSTEM (PWS) 303 SERVICE
POPULATION: 650

Project Description: Install two new steel tanks, replace existing potable distribution lines, and install a new booster pump station to address system deterioration and provide adequate pressure to homes and meet current standards.

SFY 2021 DWTRLF ANNUAL REPORT

HAWAII DEPARTMENT OF WATER SUPPLY

DW101-0003 PIIHONUA-KUKUAU RESERVOIR AND TRANSMISSION IMPROVEMENTS



▲ *New 2.0 MG tank*

LOAN AMOUNT: \$ 9,429,173.00

PRINCIPAL FORGIVENESS: \$ 1,757,400.00 (18.64%)

AMOUNT DISBURSED IN SFY 2021: \$ 206,603.00

PWS 101 SERVICE POPULATION: 39,477

Project Description: Replace the undersized and deteriorating 0.08 MG in ground reservoir with a new 2.0 MG concrete water tank and install a 16" transmission waterline to supplement existing waterlines that are inadequate to supply portions of the Hilo water system during peak usage.

HDWS-PF21 HAWAII DWS PRO-FI SFY 2021

LOAN AMOUNT: \$ 7,000,000.00

AMOUNT DISBURSED IN SFY 2021: \$ 7,000,000.00

ISLANDWIDE SERVICE POPULATION: 193,680

Project Description: Programmatic Financing loan for water system improvements on the Island of Hawaii. Sub-projects included, multiple deepwell repair projects islandwide (Hualalai, Piihonua #1 Well C, Honokohau, Pana'ewa Well A, Holualoa, Keahuolu, Olaa #6, and Parker #1); Kaieie Mauka Facility Improvements; Kahaluu Shaft Inclined Lift Replacement; Puako Waterline Replacement; and Waikoloa Reservoir No. 1 Earthquake Damage Repairs.



▲ *Olaa #6 Deepwell (pre-construction)*

SFY 2021 DWTRLF ANNUAL REPORT

MAUI DEPARTMENT OF WATER SUPPLY

DW247-0008 OMAOPIO 2.1 MG TANK REPLACEMENT

LOAN AMOUNT: \$ 4,139,686.00

PRINCIPAL FORGIVENESS: \$ 45,000.00 (1.08%)

AMOUNT DISBURSED IN SFY 2021: \$ 740,317.74


PWS 247 SERVICE POPULATION: 3,522

Project Description: Construct a new 2.1 MG concrete water tank to replace the existing Omaopio Tank, which is at the end of its useful life.

New Omaopio Tank ➤



MDWS-0002 MAUI DWS WATER SYSTEM IMPROVEMENTS 1



LOAN AMOUNT: \$4,491,000.30

PRINCIPAL FORGIVENESS: \$ 1,000,000.00 (22.22%)

AMOUNT DISBURSED IN SFY 2021: \$ 51,600.00

PWS SERVICE POPULATION: 11,851

Project Description: Combined water system improvements for the Pookela Well B exploratory well (\$2.5M) and the Omaopio Tank - Booster Pump Replacement (\$2M)

◀ Drilling of Pookela Well B

SFY 2021 DWTRLF ANNUAL REPORT

HONOLULU BOARD OF WATER SUPPLY

DW331-0043 DIAMOND HEAD WATER SYSTEM IMPROVEMENTS, PART II

LOAN AMOUNT: \$ 4,970,145.00

PRINCIPAL FORGIVENESS: \$ 490,000.00 (9.86%)

AMOUNT DISBURSED IN SFY 2021: \$ 351,581.00

PWS 331 SERVICE POPULATION: 631,389

Project Description: Install mains and appurtenances along 22nd Avenue from Kilauea Avenue to Diamond Head Road, along Diamond Head Road from 22nd Avenue to Kahala Avenue, and along Kulamanu Street from Kahala Avenue to Kulamanu Place, approximately 5,235 linear feet. Install 8-inch mains and appurtenances along Kulamanu Place from Kulamanu Street to end, along Malapua Place from 22nd Avenue to end, along Ulupua Place from 22nd Avenue to end, along Huanui Street from 22nd Avenue to Huanui Place, along Kaalawai Place from Diamond Head Road to easement, and along Kuine Place from Kulamanu Street to end, approximately 2,270 linear feet.



▲ 22nd St + Puu Panini St intersection

DW331-0068 ENERGY SAVINGS PERFORMANCE CONTRACTING – BWS FACILITIES



▲ PV panels installed in the parking lot of the Beretania Station

LOAN AMOUNT: \$ 32,881,833.00

PRINCIPAL FORGIVENESS: \$ 1,662,400.00 (5.06%)

AMOUNT DISBURSED IN SFY 2021: \$ 3,092,505.06

ISLANDWIDE SERVICE POPULATION: 986,999

Project Description: Implement an Energy Savings Performance Contract (ESPC) project on Honolulu Board of Water Supply (BWS) facilities, island wide, with a goal of reducing energy demand by 20%. Energy saving measures include installation of LED lighting, photovoltaic (PV) panels, hybrid vehicles and charging stations, etc.

SFY 2021 DWTRLF ANNUAL REPORT

DW331-0080 MOILIILI WATER SYSTEM IMPROVEMENTS, PART IV



↗ *Kapiolani + Puu Panini St intersection*

LOAN AMOUNT: \$ 6,007,022.04

AMOUNT DISBURSED IN SFY 2021: \$ 6,007,022.04

ISLANDWIDE SERVICE POPULATION: 686,999

Project Description: Install 12-inch mains and appurtenances along Kapiolani Boulevard from Date Street to Kaimuki Avenue - approx. 2,400 lin. ft. Install 8-inch mains and appurtenances along University Avenue from Kapiolani Boulevard to Hihiwai Street, along Hihiwai Street from University Avenue to Kamoku Street, along Lauiki Street from Hihiwai Street to Kamoku Street and along Kamoku Street from Hihiwai Street to Kapiolani Boulevard - approx. 3,535 lin. ft.

HBWS-0003 HONOLULU BWS WATER SYSTEM IMPROVEMENTS 2

LOAN AMOUNT: \$ 9,119,367.02

AMOUNT DISBURSED IN SFY 2021: \$ 65,361.08

PWS 331 SERVICE POPULATION: 631,389

Project Description: This project combines three (3) BWS waterline improvement projects to reduce the chance of water main breaks (approx. 5,600 lin. ft. with the Liliha Water System Improvements, Part V; approx. 6,520 lin. ft. for the Pensacola Street Water System Improvements; and approx. 8,400 lin. ft. for the Kapahulu water System Improvements, Part I).



↗ *Kauai Street*

↖ *Olu Street*

SFY 2021 DWTRLF ANNUAL REPORT

HBWS-PF21 HONOLULU BWS PRO-FI SFY 2021



▲ *Repainting at the Kalihi Pump Station*

LOAN AMOUNT: \$ 12,000,000.00

AMOUNT DISBURSED IN SFY 2021: \$ 12,000,000.00

ISLANDWIDE SERVICE POPULATION: 986,999

Project Description: Water system improvements on the Island of Oahu. Sub-projects include the Kalihi Pump Station Renovation; Diamond Head Line Booster; Waiialae Iki Well Renovation; Kapiolani Boulevard 12-Inch Main; Punaluu Wells II Renovation; Lunalilo Home Road Water System Improvements; Anoi Road Water System Improvements; Pearl City Wells I and II; Keanu Line Booster; Halawa Wells and Booster No. 2; Rehabilitation of Pipelines and Tunnels: Makapuu Tunnel; Moanalua Wells: Replacement of Pump No. 1; and Pump Renewal: Kaluanui, Diamond Head, Kaonohi, Waihee, Punaluu, Keanu, Maunalani, Mariner's Ridge, and Aina Koa.

OVERALL TOTALS

Number of active loans: 11

Disbursed amount: \$ 30,464,363.37