

**State of Georgia
Drinking Water Base and Supplemental
State Revolving Fund Program
State Fiscal Year 2023 Annual Report**



**Prepared by the
Georgia Environmental Finance Authority
for the
U.S. Environmental Protection Agency, Region IV
September 30, 2023**

PLEASE NOTE that this report does not constitute nor is it suitable for use as an official financial statement. This report is not prepared by an independent auditor or accountant and is provided for informational purposes only.

**Drinking Water State Revolving Fund Annual Report
Table of Contents
State Fiscal Year 2023**

Introduction 1

Executive Summary 1

Additional Subsidization Projects 2

BLAKELY (DW2022003) 2

DOUGLAS (DW2022009) 2

EASTMAN (DW2021004) 2

FARGO (DW2021021) 2

HOGANSVILLE (DW2020028) 2

LUMPKIN (DW2022019) 3

SASSER (DW2021010) 3

TALBOT COUNTY BOARD OF COMMISSIONERS (DW2018012) 3

Base DWSRF Projects 3

CLAYTON COUNTY WATER AUTHORITY (DW2022033) 3

COWETA COUNTY WATER AND SEWERAGE AUTHORITY (DW2022030) 3

CUMMING (DW2022025) 3

EAST POINT (DW2021001) 3

GREENVILLE (DW2020026A) 3

HARRIS COUNTY (DW2022023) 3

HIAWASSEE (DW15030A) 3

LONE OAK (DW2022004) 4

TEMPLE (DW2021023) 4

WALKER COUNTY WATER AND SEWERAGE AUTHORITY (DW2019026A) 4

Meeting IUP Goals and Objectives 4

DWSRF Loan Disbursements 5

DWSRF State Match 6

DWSRF Loan Repayments 6

Assurances and Specific Proposals 6

Disadvantage Business Enterprise (DBE) Participation 7

Program Administration (4 percent) 7

Small System Technical Assistance (2 percent) 7

Assistance to State Programs (10 percent) 8

Public Water System Supervision Operator Training 8

Cross Connection Control 10

EPD No Longer Implements Cryptosporidium Strategy 10

Capacity Development Program 11

Source Water / Ground Water Investigations 12

Georgia Association Of Water Professionals (GAWP) 13

Local Assistance And Other State Programs (15 percent) 13

Capacity Development Program 13

Wellhead Protection 14

<i>Georgia Rural Water Association (GRWA)</i>	14
<i>Georgia Water And Wastewater Institute (GWWI)</i>	15

List of Attachments

Attachment 1: Sources and Uses of Funds by Quarter	16
Attachment 2: DWSRF Repayment Accounts	16
Attachment 3: Communities Receiving DWSRF Financial Assistance	18
Attachment 4: Binding Commitments by Category, Population, and Dollar Value	19
Attachment 5: Disbursement of Funds by Quarter	20
Attachment 6: Comparison of Projected Versus Actual Disbursements	22
Attachment 7: Projects Closed during FY2019.....	23
Attachment 8: Administrative and Set-aside Expenses by Category.....	24
Attachment 9: DBE Utilization	25
Attachment 10: DWSRF Capitalization Grants Available & Spent.....	26

State of Georgia

Drinking Water State Revolving State Fund Program

State Fiscal Year 2023 Annual Report

Introduction

The Drinking Water State Revolving Fund (DWSRF) program provides assistance to public water systems for capital improvement projects in Georgia. These projects protect public health through regulatory compliance, ensure adequate water supply, and promote the goals of the federal Safe Drinking Water Act of 1974 (SDWA), as amended. The 1996 amendments to the SDWA (Pub. L. 104-182) authorized the administrator of the U.S. Environmental Protection Agency (EPA) to establish a DWSRF loan program to assist states in financing local public water system infrastructure needed to achieve or maintain compliance with SDWA requirements in order to protect public health. In accordance with the EPA Office of Water (816-R-97-005), each capitalization grant recipient must submit a biennial report on the activities of the DWSRF. This DWSRF program annual report covers both the program and set-aside activities for the state fiscal year ending June 30, 2023 (FY2023), and comparisons between these activities and those outlined in the 2022 Intended Use Plan (IUP).

The Georgia Environmental Finance Authority (GEFA) was created by the Georgia General Assembly in 1986 as the successor agency to the Georgia Development Authority Environmental Facilities Program. GEFA serves as the central state agency for assisting local governments in financing the construction, extension, rehabilitation, replacement, and securitization of public works facilities. The governor of Georgia appoints eight members to the GEFA board of directors, and three ex-officio members are designated by the GEFA's enabling legislation. The Georgia Environmental Protection Division (EPD) provides some professional services for the DWSRF including:

- Project reviews and approvals;
- Planning; project development;
- Information tracking; information gathering and development of the National Needs Survey;
- Issuing Notices of No Significant Impacts (NONSI) and Categorical Exclusions (CE);
- Assistance with the National Information Management System (NIMS);
- Administration of EPD's set-aside activities; and
- The Drinking Water Benefits reporting (PBR) database.

Executive Summary

In August 2022, GEFA submitted an IUP and application for the 2022 Base DWSRF grant. The 2022 base grant was awarded on September 29, 2022, for \$16,513,000. In June 2023, the 2023 base grant application and IUP were submitted to the EPA and was awarded on September 19, 2023 for \$13,389,000. The funds awarded by EPA to Georgia's Base DWSRF as of June 30, 2023, total \$940,968,061. Georgia's required state match totals \$165,953,262.

In December 2022, GEFA submitted an IUP and application for the 2022 Supplemental DWSRF grant. The 2022 supplemental grant was awarded on April 5, 2023, for \$42,400,000. In June 2023, the 2023 supplemental grant application and IUP were submitted to the EPA for \$57,090,000 and has not been awarded. The funds awarded by EPA to Georgia's Supplemental DWSRF as of June 30, 2023, total \$42,400,000. Georgia's required state match totals \$4,240,000.

Attachment 1 shows the total sources of quarterly funds during state FY2023 including federal grant funds, state match contributions, repayments from direct federal loans, repayments from state match loans, interest earnings generated from these accounts, and closing fees collect. Attachment 2 shows the balances within these accounts as of June 30, 2023.

All DWSRF loans executed in state FY2023 are listed in Attachment 3, including 18 new loans a total of \$91,191,763.00. This total assistance amount includes \$3,937,410.00 in principal forgiveness (PF). Attachment 4 shows information about these projects in the NIMS format. The DWSRF provided \$31,598,100 to small water systems servicing fewer than 10,000 residents, while \$5,343,663 was provided to small water systems servicing fewer than 3,300 residents. Lastly, GEFA and EPD have entered all necessary information into the Drinking Water Benefits reporting database for projects funded through state FY2023.

All projects listed below were on the fundable list and are eligible public water systems. If the project was not the highest priority project, it bypassed those higher priority projects according to the IUP bypass procedures. All commitments were made to qualified local governments or water and sewerage authorities according to the requirements of the Georgia Department of Community Affairs (DCA), and all have a verified Service Delivery Strategy approved by DCA. Additionally, all loan recipients have the technical, managerial, and financial capability to operate a water system. Each project was also reviewed in accordance with the EPA-approved State Environmental Review Process (SERP) and was issued a NONSI or a CE. Below is a short description for each of the projects funded in state FY2023.

Additional Subsidization Projects

Blakely (DW2022003)

On January 19, 2023, Blakely signed a \$1,680,000 assistance agreement, including \$1,008,000 in principal forgiveness. This project consists of replacing manual read water meters with an advanced metering infrastructure (AMI) system. As of the end of state FY2023, \$76,860 have been drawn.

Douglas (DW2022009)

On February 28, 2023, Douglas signed a \$2,000,000 assistance agreement, including \$700,000 in principal forgiveness. This project consists of rehabilitating wells and replacing water mains. As of the end of state FY2023, no funds have been drawn.

Eastman (DW2021004)

On September 16, 2022, Eastman signed a \$1,285,000 assistance agreement, including \$578,250 in principal forgiveness. This project consists of installing an AMI system. As of the end of state FY2023, \$57,375 have been drawn.

Fargo (DW2021021)

On May 8, 2023, Fargo signed a \$642,300 assistance agreement including \$353,265 in principal forgiveness. This project consists of installing an automatic meter reading (AMR) system and a well. As of the end of state FY2023, no funds have been drawn.

Hogansville (DW2020028)

On December 20, 2022, Hogansville signed a \$2,934,000 assistance agreement, including \$700,000 in principal forgiveness. This project consists of improvements to the water distribution system. As of the end of state FY2023, no funds have been drawn.

Lumpkin (DW2022019)

On April 27, 2023, Lumpkin signed a \$378,000 assistance agreement, including \$189,000 in principal forgiveness. This project consists of installing an AMR system. As of the end of state FY2023, \$7,428 have been drawn.

Sasser (DW2021010)

On November 17, 2022, Sasser signed a \$162,500 assistance agreement, including \$73,125 in principal forgiveness. This project consists of replacing manual-read water meters with an AMR system. As of the end of state FY2023, \$25,331.86 have been drawn.

Talbot County Board of Commissioners (DW2018012)

On February 22, 2023, Talbot County Board of Commissioners signed a \$1,000,000 assistance agreement, including \$600,000 in principal forgiveness. This project consists of upgrading the water distribution system. As of the end of state FY2023, no funds have been drawn.

Base DWSRF Projects

Clayton County Water Authority (DW2022033)

On May 15, 2023, Clayton County Water Authority signed a \$25,000,000 assistance agreement. This project consists of replacing manual-read water meters with an advanced metering infrastructure (AMI) system. As of the end of state FY2023, no funds have been drawn.

Coweta County Water and Sewerage Authority (DW2022030)

On February 13, 2023, Coweta County Water and Sewerage Authority signed a \$7,000,000 assistance agreement. This project consists of the planning, designing, and permitting of a new water withdrawal pump station. As of the end of state FY2023, no funds have been drawn.

Cumming (DW2022025)

On December 13, 2022, Carrollton signed a \$26,229,100 assistance agreement. This project consists of installing water main. As of the end of state FY2023, no funds have been drawn.

East Point (DW2021001)

On October 1, 2022, East Point signed a \$2,000,000 assistance agreement. This project consists of rehabilitating and replacing water main. As of the end of state FY2023, no funds have been drawn.

Greenville (DW2020026A)

On February 3, 2023, Greenville signed a \$64,863 assistance agreement. This project includes \$490,000 in principal forgiveness. This project consists of installing an AMR system. As of the end of state FY2023, no funds have been drawn.

Harris County (DW2022023)

On May 19, 2023, Harris County signed a \$5,250,000 assistance agreement. This project consists of upgrading the water distribution system. As of the end of state FY2023, no funds have been drawn.

Hiwassee (DW15030A)

On June 29, 2023, Hiwassee signed a \$1,102,000 assistance agreement. This project consists of upgrading the water treatment plant. As of the end of state FY2023, no funds have been drawn.

Lone Oak (DW2022004)

On December 7, 2022, Lone Oak signed a \$60,000 assistance agreement. This project consists of installing new radio-read meters. As of the end of state FY2023, no funds have been drawn.

Temple (DW2021023)

On August 23, 2022, Temple signed a \$1,404,000 assistance agreement. This project consists of installing an advanced metering infrastructure system. As of the end of state FY2023, \$771,505.68 have been drawn.

Walker County Water and Sewerage Authority (DW2019026A)

On March 14, 2023, Walker County Water and Sewerage Authority signed a \$13,000,000 assistance agreement. This project consists of upgrading the Chickamauga Water Treatment Plant. As of the end of state FY2023, no funds have been drawn.

Meeting IUP Goals and Objectives

The 2022 DWSRF Base and Supplemental IUP listed 7 goals for the program.

1. Long-term Program Goal: Maintain program pace using the national average for a pace target for this fiscal year.

Status: The national average for pace was 99% and GEFA's pace was 102%.

2. Long-term Program Goal: Explore the viability of regionalization and/or consolidation of systems to take advantage of economies of scale and to address the technical, managerial, and financial capacity issues experienced by disadvantaged communities.

Status: In 2019, GEFA contracted with Wood Environment and Infrastructure Solutions, Inc. to conduct an analysis of water supply sources throughout Georgia. The purpose of the Water Supply Redundancy Study is to increase Georgia's water supply solvency and reliability. This study evaluates drinking water supply, demand, treatment, storage, distribution, and interconnectivity to identify redundant water supply sources capable of providing backup water supply for qualified water systems outside the Metropolitan North Georgia Water Planning District. All three tasks were completed for the ten regions in the first quarter of FY2023. Wood has created presentations based on their findings and GEFA has presented Wood's findings to the regional water council. GEFA has yet to determine what funding incentives will be available to communities based on the projects recommended through the study.

3. Long-term Program Goal: Consolidate multiple database management systems that integrate drinking water project data with program management data.

Status: GEFA selected a comprehensive database management system that will allow borrowers to manage and track loan funds, repayments, set-aside spending, capital, and financial contributions. The goal is to automate tasks and allow the borrowers to enter and view their current information. This comprehensive database will reduce errors and increase efficiency in program management. The kickoff meeting was October 1, 2021, and the system went live internally April 1, 2023.

4. Short-term Program Goal: Increase the scope of onsite technical assistance provided to small water systems to include the management of assets, and the identification and remediation of failing system components.

Status: On July 6, 2022, GEFA contracted with the Georgia Rural Water Association (GRWA) to provide onsite water small system technical assistance by performing 500 field visits. Each field visit is to make sure the water systems are in compliance with state and federal regulations. GRWA will perform a minimum of 240 visits during the contract period to perform Synthetic Organic Compound (SOC) sample collection. The Georgia Environmental Protection Division will provide the list of systems and sources that need SOC monitoring performed. Lastly, GRWA will perform 25 emergency preparedness technical assistance visits for water systems. Twenty-two visits will be for systems serving a population of 10,000 or less and three visits for systems serving a population greater than 10,000 but less than 25,000. These emergency field visits are providing assistance to the owners and/or operators of the system in order to achieve improved disaster mitigation, emergency preparedness, and emergency response and recovery.

5. Short-term Program Goal: Expand the outreach activities to ensure that systems are aware of and understand of and understand DWSRF assistance options and the application process by presenting at statewide workshops and conferences to publicize the DWSRF program.

Status: GEFA's water resources division worked closely with the public affairs division to increase awareness around the SRF program. Both divisions participated in conference presentations, workshops, training sessions, and meetings with potential borrowers.

The WaterFirst program recognizing local governments for achieving excellence in water resources management. Becoming a WaterFirst Community demonstrates a local government's commitment to responsible water stewardship for environmental and economic benefits. Communities that earn the WaterFirst designation are eligible for financial and other benefits from the state of Georgia. GEFA held a WaterFirst Workshop in Dawson Georgia. This workshop provided an overview of the WaterFirst program and discussed water, wastewater, and stormwater funding options.

6. Short-term Program Goal: GEFA seeks to draw down and close the 2019 DWSRF grant by September 30, 2022 and close the 2020 DWSRF grant by September 30, 2023. This will ensure that GEFA is working to support the EPA's goal of minimizing unliquidated obligations.

Status: GEFA will close the 2019 and 2020 DWSRF by September 30, 2023.

7. Short-term Program Goal: Prioritize disadvantaged communities that have notice of violations or consent orders.

Status: The 2022 DWSRF base call for projects gave 30 points to communities for projects needed to fully address deficiencies documented in Emergency or Administrative Order from EPA or EPD. The 2022 DWSRF supplemental call for projects increased those points to 50 to ensure those projects were given top priority.

DWSRF Loan Disbursements

The DWSRF disbursed funds to 61 active projects during state FY2023. Attachment 5 shows projects that received funds quarterly in state FY2023. The DWSRF disbursed a total of \$65,315,870.98 in state FY2023. Many of these projects received a mix of additional subsidization, base DWSRF funds, supplemental DWSRF funds, repayment dollars, and state match funds. Attachment 6 compares the projected disbursement schedules indicated within the 2021 and 2022 IUPs for

state FY2023 against the actual disbursements made in state FY2023. The DWSRF disbursed 331 percent of projected disbursements in state FY2023.

DWSRF State Match

During state FY2023, projects that received federal capitalization grant dollars used a cash draw ratio of 77.53 percent federal dollars and 22.47 percent state match dollars. GEFA received general obligation bond funds in the amount of \$3,302,600 for the state to match the DWSRF base program at 20 percent and the DWSRF supplemental program match was \$4,240,000 at 10 percent. The state match dollars were used before drawing any of the funds from the base and supplemental cap grants. These bond funds will be deposited into the same DWSRF fund as grant payments are made. Attachment 1 shows the amount of state match funds provided during state FY2023 by quarter.

DWSRF Loan Repayments

In state FY2023, 13 projects closed in the DWSRF for a total of \$31,642,900 in commitments (Attachment 7). The total dollar value disbursed to these nine projects within state FY2023 was \$126,989,421.77, which equals 85.3 percent of the contracted amount. All projects completed the construction phase and entered the repayment phase of the DWSRF loan process. To maintain the revolving nature of the DWSRF, repayments including the principal, interest, and fees are credited to the DWSRF. The repayments credited to the DWSRF from federal and state match projects along with the interest earnings from these accounts totaled \$32,764,251.23 (Attachment 1).

Assurances and Specific Proposals

The DWSRF adheres to the certifications covered in the SDWA and those within Georgia's Operating Agreement with the regional EPA office. The specific certifications are:

1. Capitalization Grant Agreement
2. Payment Schedule
3. State Matching Funds
4. Commitment of 120 Percent in One Year
5. All Funds - Timely Expenditures
6. Enforceable Requirements of the Safe Drinking Water Act
7. Cross Cutting Issues
8. State Law and Procedures
9. State Accounting and Auditing Procedures
10. Recipient Accounting and Auditing Procedures
11. Annual Report
12. Limitations on Eligibility
13. Environmental Review Process
14. Maintain the Fund
15. Perpetuity
16. Types of Assistance
17. Priority List
18. Limitation of Double Benefits
19. Consistency with Planning Requirements
20. Annual Audit
21. Intended Use Plan

22. Annual Federal Oversight Review and Technical Assistance
23. Dispute Resolution
24. Reserve the Right to Transfer up to 30 Percent of Grant Amount Between Programs
25. NIMS
26. Public Benefits Reporting System

A copy of the state FY2023 unaudited financial data is provided under separate cover.

Disadvantage Business Enterprise (DBE) Participation

Within GEFA's agreement, recipients are required to encourage participation of small, minority- and women-owned businesses in all project subcontracts. The state's DWSRF percentage goal through September 30, 2021, is four percent for Minority Business Enterprises (MBE) and four percent for Women Business Enterprises (WBE). A summary of DBE utilization is in Attachment 9. The data provided in Attachment 9 is for the reporting period of October 1, 2020, through September 30, 2021, representing the most recent full fiscal year of data.

GEFA makes every effort to comply with the EPA's Six Good Faith Efforts. Telephone calls and emails are regularly made to DBE subcontractors to encourage their participation both the CWSRF and DWSRF projects. DBE's are alerted to GEFA-approved projects as soon as they appear in our database, allowing subcontractors to inquire and prepare for these projects prior to the bid date. Subcontractors are urged to pursue EPA/Georgia Department of Transportation (GDOT)/Small Business Administration (SBA) certification. GEFA staff are available to answer questions and assist subcontractors in the application process. GEFA also maintains an in-house bidder's list of certified DBE prime contractors and subcontractors. The data for the bidder's list is collected and forwarded to loan recipients with compliance approval. The bidder's list also serves as a database of MBE and WBE and non-MBE/WBE prime contractors and subcontractors.

In considering whether firms could subcontract with DBE's, GEFA encourages prime contractors to follow the Six Good Faith Efforts to solicit the services of MBE's and WBE's. Project approval is withheld if DBE documentation is insufficient. Prime contractors are also provided with an example of an EPA approved newspaper advertisement and an example of a solicitation letter to help eliminate generic newspaper advertisements and poorly written letters. GDOT, city of Atlanta, SBA, and Metropolitan Atlanta Regional Rapid Transit Authority are resources for prime contractors for identifying DBE certified subcontractors. In addition, an EPA bidder's list is available upon request from GEFA. Guidance is provided in all related construction contracts to encourage prime contractors to divide work when feasible.

Program Administration (4 percent)

In state FY2023, GEFA and EPD spent \$660,520 on program administration from the DWSRF base cap grant and there weren't any funds spent on program administration from the DWSRF supplemental grant. Administrative and programmatic services provided by EPD include: project reviews; planning; reviewing and uploading needs surveys; and issuing NONSIs and CEs (Attachment 8).

Small System Technical Assistance (2 percent)

During state FY2023, Georgia spent \$573,350 via a contract with the GRWA to provide "circuit rider" type technical activities including technical and managerial assistance and Synthetic Organic Compound (SOC) sampling. Under the provisions of this contract, GRWA is required to provide up to ten percent of the visits within 48 hours of notification by EPD to quickly address problems posing an immediate threat to public health.

The visits made by GRWA technicians fall into the following categories: actual compliance, potential compliance, water conservation, managerial, finance, operational maintenance, and water treatment. The variety of technical assistance provided by the circuit rider technicians include, but is not limited to, rate studies, water audits and leak detection surveys, pipe and valve location services, infrastructure assessments, source water protection, operation and maintenance programs, on-site operational assistance, troubleshooting and problem-solving, fluoridation equipment evaluations and inspections, and the identification of financing alternatives.

For the contract period from July 1, 2022, to June 30, 2023, a total of 2,440 visits were made to small water systems requiring technical assistance. This contract also requires GRWA to perform SOC sampling for public water systems throughout the state on a scheduled basis. During state FY2023, 320 visits were made in order to collect and submit the required SOC samples to the EPD laboratory.

Assistance to State Programs (10 percent)

States are allowed to use up to 10 percent of its capitalization grant to provide funding for certain activities that provide "Assistance to State Programs." These activities support Georgia's Public Water System Supervision Program (PWSS) and include: operator training and certification; cross-connection control; EPD's Cryptosporidium Strategy; capacity development; source water assessment and wellhead protection; information management; and water conservation and efficiency.

The following is a summary of activities funded under the 10 percent set-aside to assist in the implementation SDWA.

Public Water System Supervision Operator Training

The Georgia State Board of Examiners for the Certification of Water and Wastewater Treatment Plant Operators and Laboratory Analysts was created by legislation enacted in 1969 for the purpose of protecting the public health, safety, and welfare by establishing minimum qualifications for persons who operate public water supply treatment plants, water distribution systems, wastewater treatment plants, wastewater collection systems, or who conduct certain tests of water or wastewater samples in conjunction with the operation of public water system or wastewater treatment plants.

The Certification Board is part of the Professional Licensing Boards Division of the Office of the Secretary of State and is comprised of six members appointed by the governor. Five are active in the profession and one is a member from the public at large. At least two of the six board members must be operators. All members are appointed for terms of four years. The board meets six times per year.

The board certifies six categories of licenses for public water system operators and laboratory analysts. Currently, 5,286 licensees hold certificates. Requirements for all categories include education, training, experience, and passage of a validated certification examination. Table 1 and Figure 1 below display the number of certified operators by classification level for the reporting period 2011-2022. The data is also used to establish a baseline for EPD to measure progress in operator training and certification.

Georgia's operator certification program was revised to include an exam for Class IV Water Operators in accordance with federal guidelines. The exam requirement for prospective Class IV Water Operators helps to ensure that these licensed operators will have the required knowledge and ability to successfully operate and maintain groundwater systems that serve populations of 25 to 999 people. The exams for all operator classification levels are developed and validated by the

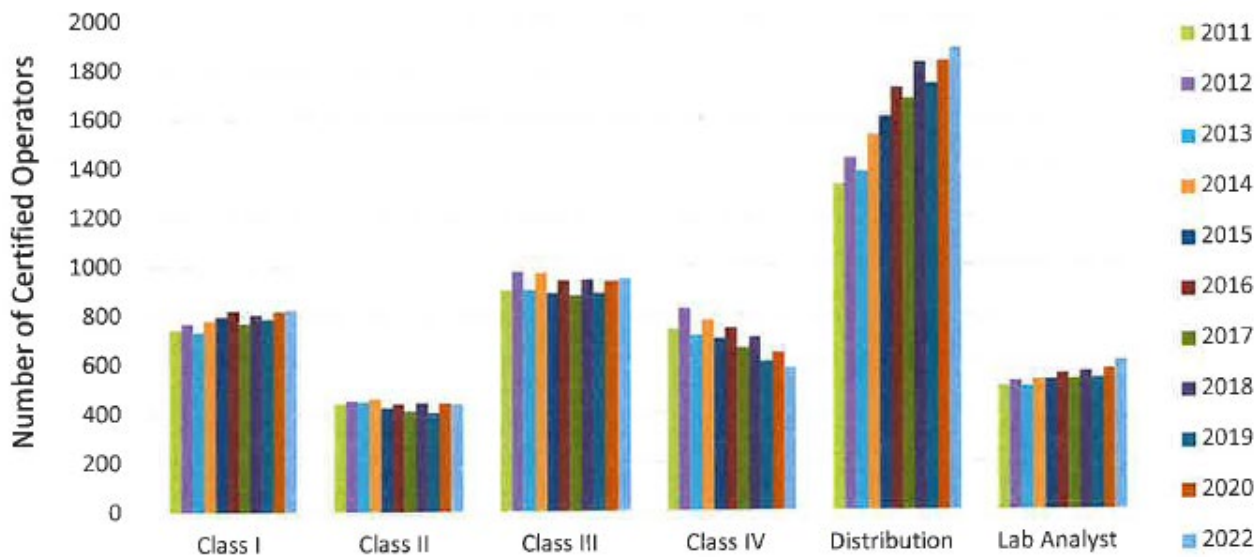
Association of Boards of Certification. In its capacity development program, EPD has utilized many resources and has placed a very high priority on operator training and certification. EPD realizes the importance of experienced, certified operators having the necessary knowledge and training to properly operate and maintain a public water system.

Table 1. Certified operators licensed in Georgia by year and classification level.

Operator License	2011	2012	2013	2014	2015	2016	2017	2018	2019	2020	2021	2022
Class I	746	771	735	783	796	821	771	806	790	817	764	825
Class II	444	454	452	461	427	442	412	446	405	444	409	442
Class III	903	978	903	973	890	943	882	946	890	939	837	951
Class IV	743	827	718	779	703	747	667	709	610	645	504	584
Distribution	1,332	1,438	1,383	1,531	1596	1715	1671	1817	1730	1823	1642	1877
Laboratory	508	524	503	531	532	555	534	563	537	575	530	607
Total	4,676	4,992	4,694	5,058	4,944	5,223	4,937	5,287	4,962	5,243	4,668	5286

Figure 1. Certified operators licensed in Georgia by year and classification level.

Certified Operators 2011-2022



Cross Connection Control

EPD has worked with GAWP to establish a state certification and re-certification program for backflow assembly testers using the American Backflow Prevention Association’s nationally-recognized certification program.

EPD requires that all backflow prevention devices connected to any public water system be tested annually by backflow prevention assembly testers that hold a valid certification from a tester certification program recognized by the EPD. GAWP has worked under contract to assist EPD in establishing and maintaining the Statewide Backflow-Prevention Tester Certification Program. GAWP has been designated by EPD to administer the certification program by utilizing exams provided by the Association of Boards of Certification. In addition, the American Backflow Prevention Association, the American Society of Sanitary Engineering, and the University of Florida/TREEO Center have been approved as official certification programs and are authorized to provide certification exam results to GAWP to license backflow assembly testers. A new guidance document for the backflow prevention certification program was posted with an effective date of September 1, 2021. The guidance document was revised with input from the stakeholders. Approximately 3,085 backflow prevention professionals have been certified since the beginning of the program.

EPD No Longer Implements Cryptosporidium Strategy

During state FY2023, EPD no longer utilized 10 percent set-aside funding to continue the implementation of its Cryptosporidium Strategy Program. However, EPD maintains the following:

1. Continued implementation of the federal Surface Water Treatment Rule (SWTR);
2. Implementation activities associated with the Interim Enhanced Surface Water Treatment Rule (IESWTR) for surface water systems serving more than 10,000 people;
3. Activities required under the Long-Term 1 Enhanced Surface Water Treatment Rule (LT1ESWTR) for surface water systems serving less than 10,000 people;

4. Activities required under the Long-Term 1 Enhanced Surface Water Treatment Rule (LT1ESWTR) for surface water systems serving less than 3,300 people;

EPD continues conducting sanitary surveys, conducting system inspections and providing on-site technical assistance. EPD regularly conducts scheduled sanitary surveys for all public water systems in Georgia. The principal purpose is to identify and resolve problems that may potentially pose a threat to public health. The sanitary surveys address eight components required by the EPA including: water source, treatment, distribution system, finished water storage, pumps, pump facilities and controls, monitoring and reporting and data verification, system management and operation, and operator compliance with state requirements. The sanitary survey report provides official, written documentation to water system officials outlining the improvements that need to be made to their system.

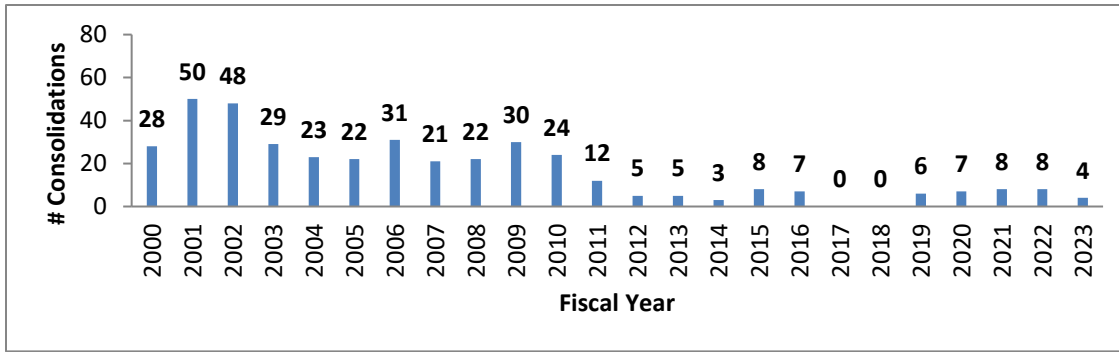
Capacity Development Program

During state FY2023, EPD utilized funds from the 10 percent set-aside for activities associated with the implementation of Georgia's capacity development strategy, which was approved by EPA on September 21, 2000. As an important part of Georgia's capacity development strategy, EPD continues to require all new community and non-transient non-community public water systems, and those undergoing ownership changes, to develop a business plan to demonstrate adequate managerial and financial capacity. The business plan, in most cases, is required prior to issuance of the initial permit to operate or prior to the transfer of the existing operating permit. As of June 30, 2023, a total of 1,474 business plans have been submitted to EPD. During State FY 2023, 140 business plans were received from 32 new public water systems, and 108 from existing public water systems.

In addition to this requirement, all surface water and Ground Water Under Direct Influence (GWUDI) treatment plants are required to develop Operation & Maintenance (O&M) Plans, in accordance with the latest edition of the Division's "Guidance Manual for Preparing Public Water Supply O&M Plans." The O&M Plan is required prior to the start-up and permitting of a new surface water plant or GWUDI treatment plant. In addition, if not already on file with EPD, existing surface water and GWUDI systems are required to prepare an O&M Plan within the compliance schedule established for this deficiency in the sanitary survey. Groundwater systems with significant violations must develop business plans and/or O&M Plans, as required by EPD. These actions are intended to help both new and existing systems to stay in compliance with existing and future regulations. As of June 30, 2023, 5 surface water or GWUDI systems have submitted detailed O&M Plans.

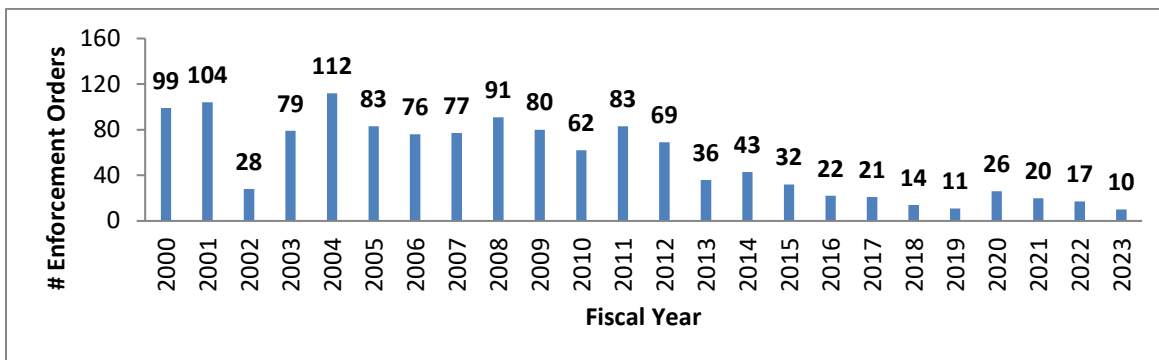
EPD continues to utilize informal and formal enforcement actions, such as written Notices of Violations (NOVs), Consent Orders, and Administrative Orders to promote compliance with federal and state drinking water regulations. Enforcement is an important tool in dealing with public water systems that lack adequate capacity. EPD's stringent enforcement program has been a significant factor in encouraging private public water systems with limited capacity to physically merge or consolidate with local governmentally-owned water systems or water authorities. Figure 2 below shows the number of consolidations for public water systems in Georgia. During state FY2023, the state had 4 consolidations with governmentally-owned water systems.

Figure 2. Consolidations with governmentally owned water systems or water authorities



The continued use of negotiated settlements in the form of consent orders seems to be the most effective enforcement mechanism, rather than mandatory fines or civil penalties. Consent Orders allow EPD the flexibility to set appropriate penalties based upon the level of deficiencies and the negotiated plan to correct individual system violations in a timely manner. Figure 3 provides the number of enforcement orders issued for violations of the SDWA and/or the permit to operate a public water system.

Figure 3. Enforcement Orders for public water systems



Source Water / Ground Water Investigations

During state FY2023, EPD performed activities associated with the implementation of Georgia’s Source Water Assessment and Protection Plan. Funds utilized under this category support salary, travel, professional development and associated miscellaneous expenses for two positions: one geographic information systems (GIS) specialist 3 and one environmental specialist 3.

The GIS specialist 3 administered the GIS Public Water System (PWS) database by updating locational data for public water system withdrawal sources, including surface water intakes, groundwater wells, and springs. The work also included updating and reviewing data for water-supply watersheds and associated Source Water Assessment Plan (SWAP) management zones. Information from the Wellhead Protection Program (WHPP) was also incorporated into this database, including spatial and tabular data derived from WHPP plans, karst PWS source delineations, and potential pollution sources. The GIS specialist 3 also coordinated GIS tasks for Regional Water Planning activities and the ongoing drought. This included both spatial analysis

and cartographic production in support of the EPD Director's Office and various programs within the Watershed Protection Branch.

For privately-owned groundwater systems, SWAPs are being completed by the environmental specialist 3, as well as other in-house staff. To date, approximately 3,808 source water assessments have been prepared from July 1, 2001, through June 30, 2023. During state FY2023, 41 SWAPs were completed for privately-owned community ground water systems, 27 SWAPs were completed for privately-owned transient non-community ground water systems, and 12 SWAPs were completed for privately-owned non-transient non-community ground water systems. This activity for the privately owned ground water systems will continue in the future. SWAPs are one way EPD helps to ensure safe drinking water for not only large but small governmentally- and privately-owned public water systems around the state.

Georgia Association Of Water Professionals (GAWP)

The GAWP Drinking Water System Capacity Development Support Program continues to field technical support requests for expertise advice and training. During this reporting period, GAWP sent numerous communication pieces, i.e. special advisories, utility notices, and regulatory updates, directly relevant to the regulated drinking water systems of Georgia. GAWP has an extensive electronic database that is available to the EPD for dissemination of critical information to Georgia's drinking water systems.

Under the contract, GAWP conducted numerous conferences and workshops focused on providing training and continuing education opportunities for professionals in the water industry. In addition, GAWP also conducted planning sessions for small, medium, and large utility directors, as well as district director meetings to better address needs of the profession around the state.

Local Assistance And Other State Programs (15 percent)

States may provide assistance, including technical and financial assistance, to public water systems as part of a capacity development strategy under Section 1420 (c) of the SDWA. States may also use the 15 percent set-aside to support the establishment and implementation of source water assessment and wellhead protection programs. The following provides a summary of the activities funded under the 15 percent set-aside category.

Capacity Development Program

EPD performed inspections and provided on-site technical assistance and training for public water systems. The on-site visits included, but were not limited to, the following: water treatment plant site visits, operator training, emergency assistance, laboratory inspections, unscheduled system inspections, on-site technical assistance, special sample collections, complaint investigations, construction inspections, record reviews, source water inspections, location specific data collection, cross-connection inspections or investigations, watershed evaluations, and public hearings. On-site technical assistance is beneficial since most drinking water violations result from water system owner/operator's failure to understand the complex monitoring regulations and failure to perform the required testing and reporting. EPD continues to target public water systems with poor compliance records and to visit these systems more frequently basis than those not exhibiting compliance issues or reporting problems.

During state FY2023, EPD's Watershed Compliance Program (WCP) conducted 40 sanitary surveys and performed 0 on-site inspection of public water systems treating surface water or groundwater under the direct influence of surface water. EPD's district offices conducted 559 sanitary surveys and performed 246 on-site inspections of public water systems using

groundwater. EPD personnel also provided 1,190 on-site technical assistance visits to water system owners and operators and responded to 162 citizen complaints.

The engineers in the DWP and EPD district offices continue to review and approve engineering plans and specifications and conduct inspections of public water systems, including those under construction, to ensure adequate technical capacity. During the period July 1, 2022 to June 30, 2023, there were over 2170 water system projects for both new and expanding public water systems reviewed and approved under EPD's regulatory authority, which includes the delegated authority. The approved projects included, but were not limited to, the design and construction of new water source facilities (intakes, wells, and purchased water connections), water treatment plants (surface water and ground water facilities), finished water storage tanks, pumping facilities, water plant sludge/waste handling and disposal facilities, and water main additions and extensions to existing water distribution systems. EPD environmental engineers also conducted inspections of public water systems, including those under construction, to help ensure these systems have adequate technical capacity.

Wellhead Protection

During state FY2023, wellhead protection plans continued to be updated for cities, counties, and water authorities when the permit to operate a public water system came up for renewal. Also, new wellhead evaluations were completed for proposed wells to identify potential sources of contamination and any deficiencies in locating the proposed source of supply. During state FY2023, 19 wellhead protection plans were updated and 75 new wellhead evaluations were completed by EPD staff.

DWSRF-funded associates continued to support the state geologist and statewide water planning efforts by reviewing and updating drilling plans and estimates for an extensive well program proposed by the state to define critical aquifer conditions including capacity and reserves.

Another geologist in the Watershed Protection Branch identified existing wells for sampling, obtained ground water samples for analyses, evaluated ground water quality and documented results in reports. Other geologic personnel assisted the Drinking Water Program by ensuring that new water source locations comply with wellhead protection regulations.

Georgia Rural Water Association (GRWA)

During the year reporting period from July 1, 2022 to June 30, 2023, EPD used 2% and 15% set aside funds to contract with GRWA for small system technical assistance and operator training (refer to Attachments).

Under this contract, GRWA collected a total of 320 SOC samples and delivered them to the EPD Laboratory for analysis.

GRWA also conducted 2,400 on-site technical assistance visits to water system owners and operators.

Under the same contracts, GRWA also conducted a total of 12 small water system rules and regulatory training workshops to train approximately 739 small water system personnel.

As part of their technical assistance, education and outreach efforts, GRWA also offered two educational conferences in Helen, Georgia and Jekyll Island this year. A total of 1,821 water and wastewater personnel and laboratory analysts attended these important training events.

Finally, during the period from July 1, 2022 to June 30, 2023, GRWA provided a total of 1,218 Water Operator classes to a total of 4,196 individuals on the following topics: Class IV Operator Training, Basic Water Training, Advanced Water Training, Backflow Training, Water Distribution Training, Water Lab Training, Water Exam Review Training, Fluoride Training,

Management Training and Basic and Applied Mathematics, Pumps, Safety, Confined Space Entry, O&M of Process Analyzers, and Emergency Preparedness and Response Training.

Georgia Water And Wastewater Institute (GWWI)

The Georgia Water and Wastewater Institute (GWWI) was incorporated in 1993 and today provides the majority of water and wastewater training in the State of Georgia, operating with financial assistance provided through contracts with EPD and modest tuition fees.

During the reporting period from July 1, 2022 to June 30, 2023, GWWI conducted a total of 140 courses related to water, wastewater, and/or laboratory operations and successfully trained 2,684 operators.

In the training sessions and workshops that were conducted at the annual, fall, and spring conferences during the past state FY2023, GWWI's Technical Assistance, Education and Outreach efforts reached over 5,465 water and wastewater treatment plant operators, maintenance personnel, laboratory analyst, design engineers, consultants, and other professionals concerned about Georgia water and wastewater issues. Training topics included sessions on traditional issues such as water and wastewater treatment plant operations, maintenance and design, rules and regulations, laboratory operations, security and safety, as well as timely discussions on policy issues such as drought contingency planning, wastewater re-use, and legislative policy.

Attachment 1
Sources And Uses of Funds By Quarter
Drinking Water State Revolving Fund ☐
FY 2023

July 1, 2022 - June 30, 2023

	Quarter 1 07/2022 - 09/2022	Quarter 2 10/2022 - 12/2022	Quarter 3 01/2023- 03/2023	Quarter 4 04/2023 - 06/2023	Total
Sources					
Direct Capitalization Grant Funds (Accrual Basis)	174,560.87	13,100,548.83	2,738,128.96	3,198,355.82	\$ 19,211,594.48
State Match Funds (Accrual Basis)	-	3,302,600.00	-	-	\$ 3,302,600.00
Repayments					
DWSRF Federal & State Principal Repayments	4,157,313.46	6,941,291.24	4,994,713.62	3,606,773.91	\$ 19,700,092.23
DWSRF Federal & State Interest Repayments	1,012,022.82	1,028,186.20	1,034,195.12	1,060,342.48	\$ 4,134,746.62
DWSRF Federal & State Penalties	-	65.99	-	-	\$ 65.99
Fees Collected					
Closing Fee (program income)	267,869.56	76,240.00	314,856.00	274,725.00	\$ 933,690.56
Investment Earnings (Short & Long Term)					
DWSRF Federal & State Match Fund	854,432.65	1,369,434.50	1,687,580.44	1,881,890.55	\$ 5,793,338.14
Closing Fee (program)	25,053.53	43,728.43	54,426.84	60,847.68	\$ 184,056.48
Closing Fee (non-program)	1,382.05	2,357.51	2,968.98	3,398.29	\$ 10,106.83
Total Sources	6,492,634.94	25,864,452.70	10,826,869.96	10,086,333.73	\$ 53,270,291.33
Uses					
DWSRF Disbursements - Cap Grant	-	11,393,970.00	-	216,435.00	\$ 11,610,405.00
DWSRF Disbursements - State Match	-	3,302,600.00	-	-	\$ 3,302,600.00
DWSRF Disbursements - Repayments	19,954,791.22	1,605,086.10	13,515,791.53	2,615,343.24	\$ 37,691,012.09
DWSRF Program Income	35,528.15	238,489.82	198,513.20	627,037.34	\$ 1,099,568.51
DWSRF Non-Program Income	36.68	36.91	36.45	37.28	\$ 147.32
DWSRF Set-aside (2%)	-	143,337.50	143,337.50	286,675.00	\$ 573,350.00
DWSRF Administration (4%)	174,560.87	196,321.47	289,637.66	-	\$ 660,520.00
DWSRF Set-aside (10% & 15%)	-	1,366,919.86	2,305,153.80	2,695,245.82	\$ 6,367,319.48
Total Uses	20,164,916.92	18,246,761.66	16,452,470.14	6,440,773.68	61,304,922.40

Attachment 2
DWSRF Repayment Accounts
Drinking Water State Revolving Fund
FY 2023
July 1, 2022 - June 30, 2023

Account	Balance*	Investment Earnings	Expected Uses of Funds
DWSRF State Revolving Repayment Fund	161,139,673.71	5,793,338.14	Project Funding
Closing Fee Account (Program)	5,487,584.24	184,056.48	DWSRF Activities
Closing Fee Account (Non - Program)	274,182.13	10,106.83	Water Supply Related Activities
Total	166,901,440.08	\$5,987,501.45	

Attachment 1
Sources And Uses of Funds By Quarter
Drinking Water State Revolving Fund - BIL Supplemental
FY 2023
July 1, 2022 - June 30, 2023

	Quarter 1 07/2022 - 09/2022	Quarter 2 10/2022 - 12/2022	Quarter 3 01/2023- 03/2023	Quarter 4 04/2023 - 06/2023	Total
Sources					
Direct Capitalization Grant Funds (Accrual Basis)	-	-	-	12,890,045.40	\$ 12,890,045.40
State Match Funds (Accrual Basis)	-	-	-	4,240,000.00	\$ 4,240,000.00
Repayments					
DWSRF Federal & State Principal Repayments	-	-	-	-	\$ -
DWSRF Federal & State Interest Repayments	-	-	-	-	\$ -
DWSRF Federal & State Penalties	-	-	-	-	\$ -
Fees Collected					
Closing Fee (program income)	-	-	-	-	\$ -
Investment Earnings (Short & Long Term)					
DWSRF Federal & State Match Fund	-	-	-	-	\$ -
Closing Fee (program)	-	-	-	-	\$ -
Closing Fee (non-program)	-	-	-	-	\$ -
Total Sources	-	-	-	17,130,045.40	\$ 17,130,045.40
Uses					
DWSRF Disbursements - Cap Grant	-	-	-	12,890,045.40	\$ 12,890,045.40
DWSRF Disbursements - State Match	-	-	-	4,240,000.00	\$ 4,240,000.00
DWSRF Disbursements - Repayments	-	-	-	-	\$ -
DWSRF Program Income	-	-	-	-	\$ -
DWSRF Non-Program Income	-	-	-	-	\$ -
DWSRF Set-aside (2%)	-	-	-	-	\$ -
DWSRF Administration (4%)	-	-	-	-	\$ -
DWSRF Set-aside (10% & 15%)	-	-	-	-	\$ -
Total Uses	-	-	-	17,130,045.40	17,130,045.40

Attachment 2
DWSRF Repayment Accounts
Drinking Water State Revolving Fund - BIL Supplemental
FY 2023
July 1, 2022 - June 30, 2023

Account	Balance*	Investment Earnings	Expected Uses of Funds
DWSRF State Revolving Repayment Fund	-	-	Project Funding
Closing Fee Account (Program)	-	-	DWSRF Activities
Closing Fee Account (Non - Program)	-	-	Water Supply Related Activities
Total	-	-	

Attachment 3
Communities Receiving DWSRF Financial Assistance
Drinking Water State Revolving Fund
FY 2023
July 1, 2022 - June 30, 2023

Community	Project Number	Population	Zip Code	Project Type	Total Assistance Agreements	Loan Amount	Principal Forgiveness Amount	Binding Commitment Date	Projected Loan Closeout Date	Loan Interest Rate	Fees (%) Collected Outside the Principal of the Loan
Blakely, City of	DW2022003	5,029	39823	Additional Sub	1,680,000.00	672,000.00	1,008,000.00	1/19/2023	4/1/2024	0.73%	1.25%
Clayton County Water Authority*	DW2022033	297,100	30260	Base	25,000,000.00	25,000,000.00	-	5/15/2023	9/1/2026	1.92%	1.25%
Coweta County Water and Sewerage Authority	DW2022030	146,160	30263	Base	7,000,000.00	7,000,000.00	-	2/13/2023	2/1/2024	0.86%	1.00%
Cumming, City of	DW2022025	7,320	30040	Base	26,229,100.00	26,229,100.00	-	12/13/2022	5/1/2024	0.13%	1.00%
Douglas, City of	DW2022009	11,720	31533	Additional Sub	2,000,000.00	1,300,000.00	700,000.00	2/28/2023	5/1/2024	2.03%	1.25%
East Point, City of	DW2021001	38,360	30344	Base	2,000,000.00	2,000,000.00	-	8/26/2022	10/1/2023	0.13%	1.00%
Eastman, City of	DW2021004	5,660	31023	Additional Sub	1,285,000.00	706,750.00	578,250.00	9/16/2022	5/1/2023	0.07%	1.00%
Fargo, City of	DW2021021	321	31631	Additional Sub	642,300.00	353,265.00	289,035.00	5/8/2023	8/1/2024	1.74%	1.00%
Greenville, City of	DW2020026A	794	30222	Base	64,863.00	64,863.00	-	2/3/2023	1/1/2024	1.77%	1.25%
Harris County	DW2022023	34,670	31811	Base	5,250,000.00	5,250,000.00	-	5/19/2023	10/1/2024	2.92%	1.25%
Hiwassee, City of	DW15030A	981	30546	Base	1,102,000.00	1,102,000.00	-	6/29/2023	12/1/2024	2.13%	1.25%
Hogansville, City of	DW2020028	3,090	30230	Additional Sub	2,934,000.00	2,234,000.00	700,000.00	12/20/2022	12/1/2023	1.13%	1.00%
Lone Oak, City of	DW2022004	120	30220	Base	60,000.00	60,000.00	-	12/7/2022	4/1/2023	0.13%	1.00%
Lumpkin, City of	DW2022019	891	31815	Additional Sub	378,000.00	189,000.00	189,000.00	4/27/2023	5/1/2024	0.89%	1.25%
Sasser, City of	DW2021010	287	39885	Additional Sub	162,500.00	89,375.00	73,125.00	11/17/2022	12/1/2023	0.07%	1.00%
Talbot County Board of Commissioners	DW2018012	5,733	31827	Additional Sub	1,000,000.00	600,000.00	400,000.00	2/22/2023	5/1/2024	2.01%	1.25%
Temple, City of	DW2021023	5,090	30179	Base	1,404,000.00	1,404,000.00	-	8/23/2022	11/1/2023	0.13%	1.00%
Walker County Water and Sewerage Authority	DW2019026A	67,654	30725	Base	13,000,000.00	13,000,000.00	-	3/14/2023	12/1/2024	2.60%	1.25%
					\$ 91,191,763.00	\$ 87,254,353.00	\$ 3,937,410.00				

*Indicates loans funded by BIL Supplemental

Attachment 4
Binding Commitments By Category, Population, and Dollar Value
Drinking Water State Revolving Fund
FY 2023
July 1, 2022 - June 30, 2023

Commitment by Category	# of Binding Commitments*	Assistance Amount (\$)	Commitment by Population Size	# of Binding Commitments	Assistance Amount (\$)
Planning and Design Only			Less Than 501	3	864,800
Construction:			501 to 3,300	4	4,478,863
Treatment	2	\$14,102,000.00	3,301 to 10,000	5	31,598,100
Transmission & Distribution	15	\$70,089,763.00	10,001 to 100,000	4	22,250,000
Source	2	\$9,000,000.00	100,001 and above	2	32,000,000
Storage	0	\$27,633,100.00	Total	18	\$ 91,191,763.00
Purchase of System					
Restructuring					
Land Acquisition					
Other					
Total	19	\$120,824,863.00			

*Assistance Agreements may be counted in more than one category when they fund more than one category.

Attachment 5
Disbursement of DWSRF Funds By Quarter
Drinking Water State Revolving Fund
FY 2023
July 1, 2022 - June 30, 2023

Community	Project Number	Quarter 1 7/2022 - 9/2022	Quarter 2 10/2022 - 12/2022	Quarter 3 1/2023 - 3/2023	Quarter 4 4/2023 - 6/2023	Total
Ashburn, City of	DW2020005	\$0.00	\$0.00	\$51,425.00	\$0.00	\$51,425.00
Baldwin, City of	DW13016	\$89,431.90	\$9,269.25	\$58,225.32	\$0.00	\$156,926.47
Barwick, City of	DW2020018	\$109,848.01	\$61,035.24	\$0.00	\$0.00	\$170,883.25
Baxley, City of	DW2020001	\$123,208.42	\$0.00	\$0.00	\$0.00	\$123,208.42
Blackshear, City of	DW2020025	\$537,107.73	\$511,219.64	\$0.00	\$144,206.64	\$1,192,534.01
Blakely, City of	DW2022003	\$0.00	\$0.00	\$0.00	\$76,860.00	\$76,860.00
Brunswick-Glynn County Joint Water and Sewer Commission	DW2020040	\$6,521,960.90	\$1,021,561.50	\$0.00	\$1,769,199.08	\$9,312,721.48
Cairo, City of	DW2019017	\$44,704.72	\$0.00	\$370,838.25	\$169,791.55	\$585,334.52
Carroll County Water Authority	DW2019024	\$2,086,075.41	\$936,737.92	\$521,247.45	\$342,950.38	\$3,887,011.16
Carrollton, City of	DW2020042	\$0.00	\$0.00	\$0.00	\$205,662.32	\$205,662.32
Chickamauga, City of	DW2017010	\$30,446.80	\$0.00	\$0.00	\$0.00	\$30,446.80
Cochran, City of	DW15019	\$97,507.57	\$3,000.00	\$113,790.00	\$2,250.00	\$216,547.57
Colquitt, City of	DW2017027	\$0.00	\$0.00	\$0.00	\$11,642.67	\$11,642.67
Columbus Water Works	DW2020030	\$16,758.43	\$65,568.12	\$647,608.11	\$2,600,965.49	\$3,330,900.15
Concord, City of	DW2019009	\$3,107.00	\$0.00	\$0.00	\$0.00	\$3,107.00
Coosa Water Authority	DW2018016	\$497,341.11	\$227,844.32	\$337,756.49	\$270,295.17	\$1,333,237.09
Coweta Water and Sewerage Authority	DW2016012	\$394,347.09	\$0.00	\$1,862,656.65	\$235,473.59	\$2,492,477.33
Cumming, City of	DW2019001	\$138,986.46	\$696,210.87	\$819,278.25	\$0.00	\$1,654,475.58
Dade County Water and Sewer Authority	DW2020035	\$435,933.56	\$60,205.50	\$39,195.00	\$145,231.34	\$680,565.40
Damascus, City of	DW2019006	\$0.00	\$3,750.00	\$0.00	\$26,000.00	\$29,750.00
DeKalb County	DW2020036	\$0.00	\$7,563,915.91	\$0.00	\$3,864,073.89	\$11,427,989.80
Doerun, City of	DW2019003	\$0.00	\$0.00	\$42,825.00	\$141,625.97	\$184,450.97
Eastman, City of	DW2021004	\$12,750.00	\$0.00	\$38,250.00	\$6,375.00	\$57,375.00
Elberton, City of	DW2020017	\$184,655.86	\$0.00	\$0.00	\$0.00	\$184,655.86
Flowery Branch, City of	DW2020020	\$0.00	\$49,402.21	\$445,000.00	\$0.00	\$494,402.21
Forsyth County	DW2020029	\$0.00	\$3,220,877.23	\$0.00	\$2,659,843.32	\$5,880,720.55
Gainesville, City of	DW2020032	\$131,361.51	\$325,490.18	\$102,133.13	\$186,620.63	\$745,605.45
Greenville, City of	DW2020026	\$0.00	\$0.00	\$7,180.00	\$0.00	\$7,180.00
Griffin, City of	DW2020038	\$668,674.06	\$127,383.78	\$53,323.73	\$436,597.90	\$1,285,979.47
Griffin, City of	DW2019032	\$0.00	\$0.00	\$0.00	\$26,040.00	\$26,040.00
Hazlehurst, City of	DW2017034	\$0.00	\$0.00	\$0.00	\$56,113.14	\$56,113.14
Heard County Water Authority	DW2016031	\$375,074.50	\$0.00	\$0.00	\$0.00	\$375,074.50
Heard County Water Authority	DW2020034	\$200,000.02	\$0.00	\$0.00	\$0.00	\$200,000.02
Hiwassee, City of	DW15030	\$0.00	\$0.00	\$0.00	\$94,515.37	\$94,515.37
Kingsland, City of	DW2017016	\$0.00	\$396,564.62	\$0.00	\$0.00	\$396,564.62
Lafayette, City of	DW2019025	\$1,077,692.18	\$169,238.00	\$263,942.14	\$268,788.00	\$1,779,660.32

Community	Project Number	Quarter 1 7/2022 - 9/2022	Quarter 2 10/2022 - 12/2022	Quarter 3 1/2023 - 3/2023	Quarter 4 4/2023 - 6/2023	Total
Lee County Utilities Authority	DW2017022	\$0.00	\$111,962.29	\$0.00	\$0.00	\$111,962.29
Lincolnton, City of	DW2019015	\$0.00	\$0.00	\$91,036.14	\$164,835.64	\$255,871.78
Lumpkin, City of	DW2022019	\$0.00	\$0.00	\$0.00	\$7,428.00	\$7,428.00
Macon Water Authority	DW2020039	\$0.00	\$0.00	\$4,531,724.11	\$285,648.52	\$4,817,372.63
McCaysville, City of	DW2021003	\$0.00	\$0.00	\$0.00	\$45,835.60	\$45,835.60
McRae-Helena, City of	DW2016018	\$0.00	\$0.00	\$0.00	\$78,605.45	\$78,605.45
Meansville, City of	DW2020012	\$0.00	\$30,187.50	\$0.00	\$6,312.50	\$36,500.00
Midway, City of	DW2020041	\$0.00	\$0.00	\$746,953.00	\$0.00	\$746,953.00
Monroe, City of	DW2021017	\$0.00	\$51,783.30	\$0.00	\$0.00	\$51,783.30
Montezuma, City of	DW2019013	\$0.00	\$0.00	\$4,100.00	\$0.00	\$4,100.00
Newton County	DW2017023	\$1,616,158.24	\$891,257.56	\$867,536.26	\$264,593.11	\$3,639,545.17
Newton County	DW2021011	\$36,029.70	\$0.00	\$59,360.20	\$0.00	\$95,389.90
Pavo, City of	DW2019020	\$78,975.00	\$0.00	\$111,993.75	\$0.00	\$190,968.75
Sardis, City of	DW2021015	\$0.00	\$157,798.98	\$0.00	\$9,700.00	\$167,498.98
Sasser, Town of	DW2021010	\$0.00	\$0.00	\$25,331.86	\$0.00	\$25,331.86
Sylvania, City of	DW2021008	\$0.00	\$0.00	\$0.00	\$516,716.44	\$516,716.44
Temple, City of	DW2021023	\$0.00	\$0.00	\$0.00	\$771,505.68	\$771,505.68
Thomasville, City of	DW2019033	\$174,395.33	\$0.00	\$0.00	\$0.00	\$174,395.33
Thomson, City of	DW2017007	\$187,050.28	\$269,054.66	\$41,873.64	\$31,614.28	\$529,592.86
Twin City, City of	DW2020027	\$0.00	\$26,901.72	\$0.00	\$174,668.00	\$201,569.72
Valdosta, City of	DW2020004	\$0.00	\$0.00	\$532,508.89	\$0.00	\$532,508.89
Villa Rica, City of	DW2020024	\$121,063.33	\$0.00	\$0.00	\$156,721.73	\$277,785.06
Waleska, City of	DW2019012	\$286,852.60	\$0.00	\$0.00	\$18,385.00	\$305,237.60
Walker County Water and Sewerage Authority	DW2019026	\$0.00	\$0.00	\$0.00	\$2,887,569.41	\$2,887,569.41
Warwick, City of	DW2020007	\$0.00	\$0.00	\$4,371.38	\$97,428.40	\$101,799.78
	Total	\$16,277,497.72	\$16,988,220.30	\$12,791,463.75	\$19,258,689.21	\$65,315,870.98

Attachment 6
Comparison of Projected Versus Actual Disbursements
Drinking Water State Revolving Fund
FY 2023
July 1, 2022 - June 30, 2023

Projected Disbursements	Quarter 1 7/2022 - 9/2022	Quarter 2 10/2022 - 12/2022	Quarter 3 1/2023 - 3/2023	Quarter 4 4/2023 - 6/2023	Total
Projected FY 2023 DW Disbursements from 2021 IUP	\$3,524,798.00	\$2,133,600.00	\$0.00	\$0.00	\$ 5,658,398.00
Projected FY 2023 DW Disbursements from 2022 IUP	\$110,000.00	\$1,910,000.00	\$3,930,000.00	\$8,135,000.00	\$ 14,085,000.00
Total Projected Disbursements for FY 2022	\$ 3,634,798.00	\$ 4,043,600.00	\$ 3,930,000.00	\$ 8,135,000.00	\$ 19,743,398.00
Actual FY 2023 DWSRF Disbursements	\$ 16,277,497.72	\$ 16,988,220.30	\$ 12,791,463.75	\$ 19,258,689.21	\$ 65,315,870.98
Percent Disbursed of Projected	448%	420%	325%	237%	331%

Attachment 7
Projects Closed
Drinking Water State Revolving Fund □
FY 2023
July 1, 2022 - June 30, 2023

Community	Project Number	DWSRF Assistance Amount	Assistance Amount Used	Percentage Used	Loan Execution Date	Final Close Date	Loan Interest Rate
Heard County Water Authority	DW2016031	\$2,500,000.00	\$2,500,000.00	100.0%	7/29/2019	10/1/2022	1.33%
Chickamauga, City of	DW2017010	\$1,400,000.00	\$1,323,276.82	94.5%	5/2/2018	8/1/2022	1.89%
Pickens County	DW2017012	\$1,413,000.00	\$48,283.10	3.4%	5/2/2018	4/1/2023	1.89%
Kingsland, City of	DW2017016	\$1,500,000.00	\$1,500,000.00	100.0%	1/24/2018	1/1/2023	0.50%
Baldwin, City of	DW2017019	\$1,036,000.00	\$1,036,000.00	100.0%	2/18/2021	10/1/2022	1.94%
Lee County Utilities Authority	DW2017022	\$1,230,000.00	\$1,064,722.73	86.6%	1/7/2021	11/1/2022	1.39%
Cuthbert, City of	DW2019001	\$781,000.00	\$758,780.45	97.2%	9/27/2019	7/1/2022	0.94%
Concord, City of	DW2019009	\$270,000.00	\$262,096.60	97.1%	2/28/2020	3/1/2023	0.57%
Griffin, City of	DW2019032	\$3,000,000.00	\$2,534,817.64	84.5%	6/18/2020	6/1/2023	0.94%
Baxley, City of	DW2020001	\$1,700,000.00	\$1,700,000.00	100.0%	1/19/2021	10/1/2022	0.94%
Valdosta, City of	DW2020004	\$8,500,000.00	\$6,349,917.04	74.7%	11/17/2020	3/1/2023	0.94%
Heard County Water Authority	DW2020034	\$4,000,000.00	\$4,000,000.00	100.0%	3/2/2021	10/1/2022	1.72%
Griffin, City of	DW2020038	\$4,312,900.00	\$3,911,527.39	90.7%	12/3/2020	6/1/2023	0.13%
	Total	\$31,642,900.00	\$26,989,421.77	85.3%			

Attachment 8
Administrative & Set-Aside Expenses By Category □
Drinking Water State Revolving Fund □
FY 2023
July 1, 2022 - June 30, 2023

Set-aside Category	SRF Amount Expended
2% Set-aside	
Technical Assistance Contracts	573,350.00
Subtotal	\$ 573,350.00
4% GEFA/EPD Administration	
Personnel	660,520.00
Subtotal	\$ 660,520.00
10% PWSS Set-aside	
Capacity Development Strategy	1,137,838.14
EPD Crypto Strategy	1,006,906.12
Information Management Pilot Project	572,386.84
Source Water Assessment/Petition	91,687.03
Water Resource Management	50,324.14
Subtotal	\$ 2,859,142.27
15% Local Assistance Set-aside	
Wellhead Protect Implement	670,802.53
Wellhead Protection	337,632.62
Capacity Development Strategy	2,499,742.06
Subtotal	\$ 3,508,177.21
Total	\$ 7,601,189.48

Attachment 9
DBE Utilization
Drinking Water State Revolving Fund
October 1, 2021 - September 30, 2022*

Semi-Annual Dates	Summaries		TOTAL (\$)
	MBE (\$)	WBE (\$)	
October 1, 2021 - September 30, 2022	1,206,686.49	3,666,911.14	\$ 4,873,597.63
TOTAL	\$ 1,206,686.49	\$ 3,666,911.14	\$ 4,873,597.63
PERCENTAGE GOAL	4.00%	4.00%	8.00%
PERCENTAGE ACTUAL**	1.54%	4.69%	6.24%

*DBE information is provided on an annual basis to EPA

**Percentage Actual is calculated by dividing the DBE funds disbursed by the total DWSRF funds disbursed in the same period

Attachment 10
DWSRF Capitalization Grants Available & Spent
Drinking Water State Revolving Fund
As of June 30, 2023

Capitalization Grant	Project Funds	2% Set-aside	4% Set-aside	10% Set-aside	15% Set-aside	Total Funds
2022 Funds Available	11,393,970.00	330,260.00	660,520.00	1,651,300.00	2,476,950.00	16,513,000.00
2022 Funds Spent	11,393,970.00	-	660,520.00	-	-	12,054,490.00
% of Funds Spent	100%	0%	100%	0%	0%	73%
2021 Funds Available	17,887,560.00	518,480.00	1,036,960.00	2,592,400.00	3,888,600.00	25,924,000.00
2021 Funds Spent	17,887,560.00	207,721.38	1,036,960.00	1,484,993.82	1,568,357.54	22,185,592.74
% of Funds Spent	100%	40%	100%	57%	40%	86%
2020 Funds Available	17,903,430.00	518,940.00	1,037,880.00	2,594,700.00	3,892,050.00	25,947,000.00
2020 Funds Spent	17,903,430.00	518,940.00	1,037,880.00	2,594,700.00	3,892,050.00	25,947,000.00
% of Funds Spent	100%	100%	100%	100%	100%	100%
Total Funds Available	\$ 47,184,960.00	\$ 1,367,680.00	\$ 2,735,360.00	\$ 6,838,400.00	\$ 10,257,600.00	\$ 68,384,000.00
Total Funds Spent	\$ 47,184,960.00	\$ 726,661.38	\$ 2,735,360.00	\$ 4,079,693.82	\$ 5,460,407.54	\$ 60,187,082.74
Total % of Funds Spent	100%	53%	100%	60%	53%	88%

Attachment 10
DWSRF Capitalization Grants Available & Spent
Drinking Water State Revolving Fund - BIL Supplemental
As of June 30, 2023

Capitalization Grant	Project Funds	2% Set-aside	4% Set-aside	10% Set-aside	15% Set-aside	Total Funds
2022 Funds Available	36,193,486.00	848,000.00	1,696,000.00	1,819,229.00	1,843,285.00	42,400,000.00
2022 Funds Spent	12,890,045.40	-	-	-	-	12,890,045.40
% of Funds Spent	36%	0%	0%	0%	0%	30%
Total Funds Available	\$ 36,193,486.00	\$ 848,000.00	\$ 1,696,000.00	\$ 1,819,229.00	\$ 1,843,285.00	\$ 42,400,000.00
Total Funds Spent	\$ 12,890,045.40	\$ -	\$ -	\$ -	\$ -	\$ 12,890,045.40
Total % of Funds Spent	36%	0%	0%	0%	0%	30%